

GAME PLAY MANUAL



A Jazz Scats
Interactive
Musical Activity

MOVIE MUSICAL MADNESS™

You're the writer, composer and director
on the set of your own Hollywood production!



CBS
SOFTWARE



SETTING UP YOUR COMPUTER

Following manufacturer's instructions, hook up your computer to a monitor or TV. If you are using a disk or cassette product, make sure your disk drive or program recorder is connected.

For Cartridge:

1. Plug the program cartridge into your computer's cartridge port. For computers with two cartridge ports, use the left one.
2. Turn your computer and monitor on.
3. Adjust the volume on your monitor.

For Commodore 64™ Disk:

1. Insert the program disk into the disk drive and close the drive door.
2. Turn your computer and monitor on.
3. Adjust the volume on your monitor.
4. Refer to instructions on disk label for booting the disk.

For Cassette:

1. Insert the program cassette into the program recorder following cassette label instructions.
2. Turn your computer and monitor on.
3. Adjust the volume on your monitor.
4. Refer to instructions in cassette case for loading the program.

MOVIE MUSICAL MADNESS requires the use of a Joystick Controller.
Be sure to plug a Joystick FIRMLY into your computer's first Joystick port.


Developed by The Dovetail Group.

Program ©1984 The Dovetail Group, Inc. All Rights Reserved.

Commodore 64™ is a trademark of Commodore Electronics Ltd.

©1984 CBS Software, A Unit of CBS Inc.

"We wear dark shades and be-bop hats and we're known by the name of the Jazz Scats!"



Lights! Camera! Action! MUSIC!

Greetings from Tinseltown, all you cool cats! I'm Mr. Chrometone and I hang out with those far-out flikniks, the Jazz Scats! I'm here to help you get started in a great new Hollywood career. Believe it or not, **you're going to be a motion picture producer!** And on top of that, you're going to be a **director, composer** and **choreographer**, too! And Chrometone's here to tell you how! Trust me, baby!

You set the scenes, **you** choose the stars and **you** compose the musical score!

Now, about my buddies, the Jazz Scats—Swivel Hips, Wahoo and Mr. Bassman. They're a lively trio that travels the world in search of musical entertainment. The Scats have even made a record for you, explaining—in music—how to get started.

Take it from Chrometone, *Movie Musical Madness* is crammed with a wide variety of musical themes which can be assembled, or composed, in hundreds of thousands of ways. Composing music for movies is called "scoring" and it's a major part of the creative challenge since the music you select determines your plot. The results are often strange, most of the time funny, always entertaining and, most important, they're yours! Now, let's get into all the details you'll need to know to make your own movies with *Movie Musical Madness*!



1 ♦ **Load Your CAMERA**

You can film your movie in either classic black-and-white or flashy color. Such a deal!

2 ♦ **Select Your STAR**

After you've loaded your camera, you get to pick one of the Jazz Scats to star in the first scene of your production! Use your Joystick to move the star-cursor over the Scat you want. Hit the Joystick button and you've just negotiated the fastest contract-signing in Hollywood history!

With every new scene you shoot, you'll have the opportunity to select a new Jazz Scat star or keep the one you've already selected. But please be sensitive to the Scats' feelings as actors. Otherwise, they might go on strike!

3 ♦ **Pick Your PROPS**

Props are what you use to decorate your set and create the details of your scene. You start with an empty sound stage and use props to transform it into any background you want—a busy city, a steamy jungle, a strange planet . . . wherever your imagination takes you. *Movie Musical Madness* has a wide variety of props from which to choose. The three kinds of props you can use are:

Animated Props—

these props feature moving parts and stay where you put them. Examples: a madcap cop, a moon lander, a nasty villain, a lovable puppy.



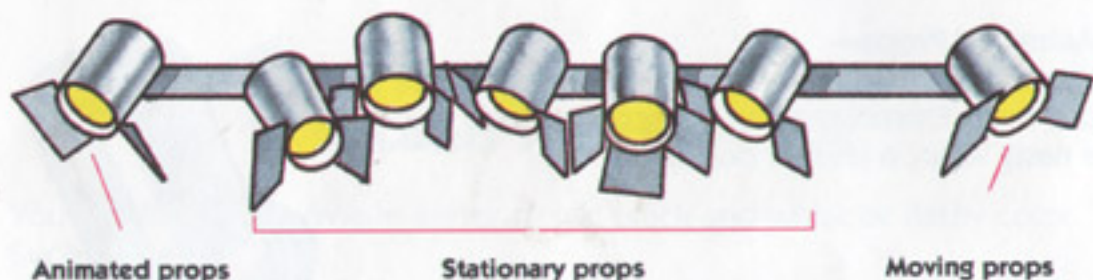
Moving Props—

these props continuously move across your movie set when your scene is set in motion. Examples: a way-out witch, a train, a robot, a groovy ghost, a good old-fashioned starship invasion.

Stationary Props—

these props stay where you put them and do not move. Examples: a city skyline, palm trees, bricks, a fence, castle towers and doors, a piano. **You can build larger props by combining groups of smaller props.** For example: a grove of palm trees, a wall of bricks, a complete castle of your own design.






The top row of movie lights on your screen is actually a "menu" of props. The light in the upper left corner gets you animated props. The light in the upper right corner gets you moving props. The lights in-between get you stationary props. To select a prop, use your Joystick to move your cursor onto the light you want and press the Joystick button. A prop will appear on the center of your screen. If you want to keep the prop, just use your Joystick to move it where you want it and press the Joystick button to lock it into place. If you don't want the prop, press any key on the computer keyboard and that prop gets hauled off to the storage room! Now who ever said set design was so tough? Not Chrometone!

You can use either one moving prop or one animated prop per scene. When you do so, the upper left and right lights will fade out. You may use up to 15 stationary props per scene.

IMPORTANT: Remember that those props first enter the scene on the center of your set. If you decide to keep a prop, be sure you move it **someplace** before picking another one or else the new prop will pop right on top of the first one. Ol' Chrometone here used to mess up like that all the time . . . which explains why I'm announcing and not directing!

If you like, you don't have to use any props at all on your set. Those Jazz Scats are such true performers (and hams) that they'll act and dance all by themselves if you want them to!



4 ♦ Choose Your MUSIC


The bottom row of movie lights is a "menu" of the many forms of music you can preview before laying one into your soundtrack. After you've selected your star and picked your props, use the ol' Joystick to move on down to the bottom row of lights. Choose one of these guys, hit the Joystick button and listen to your first piece of music.

If you like it, then you've just composed the first part of your soundtrack to accompany your first scene. If you don't like it, just press one of the keys on the computer keyboard to get rid of it and then move on to another light. Those Jazz Scats have a ton of different musical styles up their sleeves!

When you finally settle on a tune you dig, press the Joystick button again to lock it in. Then press **START** on your Atari® computer or **F7** if you're using a Commodore 64™. Now you're all set to begin the most creative and challenging aspect of your new career . . . **acting!**



You're the director! As soon as your music begins to play, use your Joystick to direct your Jazz Scat star anywhere you want. But those Jazz Scats do more than travel. They're professional actors, don't you know! In fact, you can make 'em do just about anything by giving them commands via the top row of keys on your computer keyboard. Here's a look at which key does what:



- 1 Float
- 2 Sit Left
- 3 Sit Right

**ANY
OTHER
KEY** Return to Normal Walk

When the music ends, your first scene is over and it's time to take five (or ten, or twenty, or nothing)! But the neat thing about *Movie Musical Madness* is that you can make your movies almost any length you want. At the end of the scene you can either **a) start shooting your next scene** immediately, **b) call up the "rushes"** to see the fruits of your labors so far, **c) reshoot a scene** if you think your fruits are rotten, or **d) end your movie**.

***ABOUT MOVIE LENGTH:** Movie length is determined by the amount of action used in each scene of your production. The less action, the greater the maximum number of scenes for your movie. When you see the message "wrap it up" on your screen, your computer is letting you know that you have one scene left to film after which your movie will automatically end.

If you want to start shooting your next scene immediately, just repeat all the steps explained so far, starting with selecting a new Jazz Scat star (remember: be kind).

For the other options, you have to call up your **CLAPSTICK** by pressing **SELECT** on your Atari computer or **F5** on your Commodore 64. When the Clapstick appears, use your Joystick to select the option you want and press the Joystick button.



As a distinguished member of Hollywood's elite film production corps, you can "call up the rushes," which is filmdom's term for reviewing each day's shooting. Here, rushes give you an instant replay of your movie while you're still making it! After reviewing your last scene, you can continue filming your next scene or order a retake of your last scene.



If your last scene is so bad that it makes you want to pursue a career in radio, or if you just want to make some minor improvements, then you can order up a retake. Once you select this option, your last scene ends up on the cutting room floor and the cameras begin rolling right where you started from.

THE END

Fin. Finis. Th-th-th-th-that's all folks! Press **OPTION** or **F3** and get set for the grand finale—your entire production from start to glorious finish.

Just think, up 'til now you had to be a millionaire film producer to make electronic animated productions. They were the only guys who could afford all the fancy equipment. But leave it to the Jazz Scats (and yours truly, Mr. Chrometone) to make it easy for you to join the ranks of Hollywood's finest! Like I always say, who ever said computers and creativity were worlds apart? Not Chrometone!



THE DOVETAIL GROUP

The creative and technical force behind the Jazz Scats, The Dovetail Group brings their extensive backgrounds in educational and commercial television, music composition and performance, and film and theatrical production to the computer software arena. Dovetail president Gerri Brioso garnered a 1983 Emmy Award for Outstanding Achievement in Children's Programming, Graphic Design for her work on Sesame Street. Ms. Brioso, along with Dovetail music directors Richard and Paul Freitas, also received Emmy nominations for music composition and direction in children's programming. Any resemblance of this talented trio to the Jazz Scats is purely intentional. Peter Sauerbrey, the voice of Mr. Chrometone, is best known for his work with the American Broadcasting Company, serving as creative consultant and writer on a myriad of projects, most notably the award-winning children's television series, "Animals, Animals, Animals."

NOTICE

CBS Software values its customers and believes they should be aware of their rights, not merely of ours, under the Copyright Law. To that end, we quote for the purchaser of this equipment the provisions of section 117 of that law which contains limitations on the exclusive rights of copying and adaptation which that law gives, among other rights, to copyright owners of computer programs:

"Notwithstanding the provisions of section 106, it is not an infringement for the owner of a copy of a computer program to make or authorize the making of another copy or adaptation of that computer program provided:

(1) that such new copy or adaptation is created as an essential step in the utilization of the computer program in conjunction with a machine and that it is used in no other manner, or

(2) that such new copy or adaptation is for archival purposes only and that all archival copies are destroyed in the event that continued possession of the computer program should cease to be rightful.

Any exact copies prepared in accordance with the provision of this section may be leased, sold, or otherwise transferred, along with the copy from which such copies were prepared, only as part of the lease, sale, or other transfer of all rights in the program. Adaptations so prepared may be transferred only with the authorization of the copyright owner."

Subject to those limitations, the purchaser of this equipment is granted a paid up non-exclusive license to use its software on one host computer.

MORE JAZZ SCATS™ MUSICAL ACTIVITY PROGRAMS FROM CBS SOFTWARE:

COCO NOTES™

Three great ways to have fun with music in which you catch notes, create melodies and fish for tunes! By fishing for floating notes off a tropical isle, you and your computer compose millions of musical compositions. Select your own accompaniments to your merry melodies and watch out for the note-eating Mr. Cool Clam!

HALFTIME BATTLIN' BANDS

A challenging test of musical style, speed, and strategy! As Drum Major, it's up to you to create your own marching tunes and formations as you try to outwit your rival. The upbeat combination of music, fun and skill challenges memories, instills a keen sense of musical awareness and makes this program something to really cheer for! Rah!