 **MLB⁰⁸**
THE SHOWTM



WARNING: PHOTOSENSITIVITY/EPILEPSY/SEIZURES**READ BEFORE USING YOUR PLAYSTATION®2 COMPUTER ENTERTAINMENT SYSTEM.**

A very small percentage of individuals may experience epileptic seizures or blackouts when exposed to certain light patterns or flashing lights. Exposure to certain patterns or backgrounds on a television screen or when playing video games may trigger epileptic seizures or blackouts in these individuals. These conditions may trigger previously undetected epileptic symptoms or seizures in persons who have no history of prior seizures or epilepsy. If you, or anyone in your family, has an epileptic condition or has had seizures of any kind, consult your physician before playing. **IMMEDIATELY DISCONTINUE** use and consult your physician before resuming gameplay if you or your child experience any of the following health problems or symptoms:

- dizziness
- altered vision
- eye or muscle twitches
- loss of awareness
- disorientation
- seizures
- any involuntary movement or convulsion

RESUME GAMEPLAY ONLY ON APPROVAL OF YOUR PHYSICIAN.

Use and handling of video games to reduce the likelihood of a seizure

- Use in a well-lit area and keep as far away as possible from the television screen.
- Avoid large screen televisions. Use the smallest television screen available.
- Avoid prolonged use of the PlayStation®2 system. Take a 15-minute break during each hour of play.
- Avoid playing when you are tired or need sleep.

Stop using the system immediately if you experience any of the following symptoms: lightheadedness, nausea, or a sensation similar to motion sickness; discomfort or pain in the eyes, ears, hands, arms, or any other part of the body. If the condition persists, consult a doctor.

WARNING TO OWNERS OF PROJECTION TELEVISIONS:

Do not connect your PlayStation®2 system to a projection TV without first consulting the user manual for your projection TV, unless it is of the LCD type. Otherwise, it may permanently damage your TV screen.

HANDLING YOUR PLAYSTATION®2 FORMAT DISC:

- This disc is intended for use only with PlayStation®2 systems with the NTSC U/C designation.
- Do not bend it, crush it or submerge it in liquids.
- Do not leave it in direct sunlight or near a radiator or other source of heat.
- Be sure to take an occasional rest break during extended play.
- Keep this compact disc clean. Always hold the disc by the edges and keep it in its protective case when not in use. Clean the disc with a lint-free, soft, dry cloth, wiping in straight lines from center to outer edge. Never use solvents or abrasive cleaners.

MLB® 08 The Show™ Tips and Hints**Game Hint Guide Information**

PlayStation Underground Game Guides For free hints and tips visit us at www.us.playstation.com.

Sign up and become a member of the PlayStation Underground and access free hints, tips, and cool moves for games published by Sony Computer Entertainment America.

No hints will be given on our Consumer Service/Technical Support Line.


Consumer Service/Technical Support Line 1-800-345-7669

Call this number for technical support, installation or general questions regarding PlayStation®2 and its peripherals. Representatives are available Monday – Saturday 6AM – 8PM and Sunday 7AM – 6:30PM Pacific Standard Time.

TABLE OF CONTENTS

<i>Getting Started</i>	2
<i>Controls</i>	4
<i>Main Menu</i>	10
<i>Online</i>	12
<i>Game Modes</i>	16
<i>Credits</i>	21

GETTING STARTED



Note: Illustration may not match all PlayStation®2 console types.

Set up your PlayStation®2 system according to the instructions in the manual. Make sure the MAIN POWER switch (located in the back of the console) is turned ON. Press [RESET]. When the [POWER ICON] indicator turns green, press [OPEN ICON] and the disc tray will open. Place the **MLB® 08 The Show™** disc on the disc tray with the label side facing up. Press [OPEN ICON] again and the disc tray will close. Attach a DUALSHOCK®2 analog controller and other peripherals, as appropriate. Follow on-screen instructions and refer to this manual for information on using the software.

Network Adaptor (Ethernet/Modem) (for PlayStation®2)

In order to play **MLB® 08 The Show™** Online, you must have installed a Network Adaptor (Ethernet/Modem) (for PlayStation®2) on your PlayStation®2 computer entertainment system before playing. Set up the Network Adaptor (Ethernet/Modem)(for PlayStation®2) according to the instructions included in its packaging.

Caution: Unplug the AC power cord on your PlayStation®2 computer entertainment system before adding any networking equipment to the system.

Note: **MLB® 08 The Show™** must be played over a broadband Internet connection (DSL, cable modem, or higher speeds).

Memory Card (8MB)(for PlayStation®2)

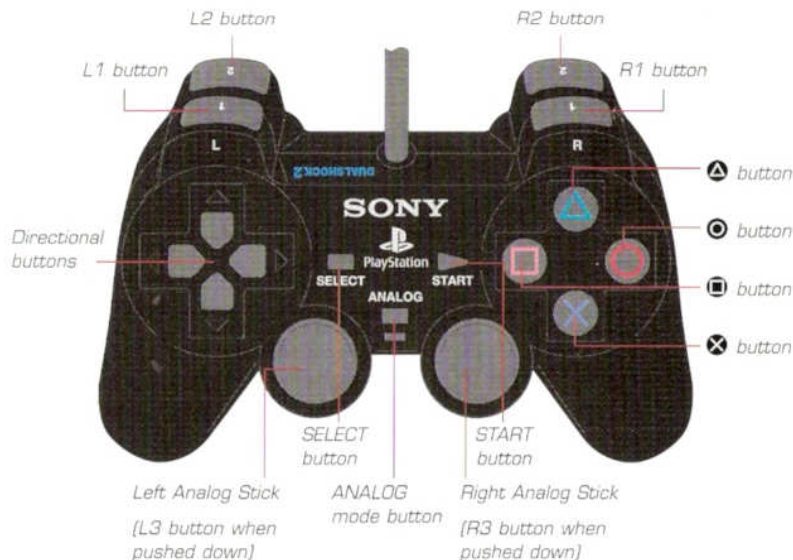
For the purpose of this manual, the memory card (8MB)(for PlayStation®2) will be referred to as "memory card". To save game settings and progress, insert a memory card into MEMORY CARD slot 1 of your PlayStation®2 console. You can load saved game data from the same card or any memory

card containing previously saved games. Before playing online, a valid network configuration must be saved to the memory card using either the Network Startup Disc or the **MLB® 08 The Show™** Network Configuration Utility.

Setting Up the Headset (optional)

MLB® 08 The Show™ is compatible with the USB headset (for PlayStation®2). The headset connects to either one of the USB (Universal Serial Bus) connectors located on the front of your PlayStation®2 computer entertainment system. With the USB symbol facing UP, insert the cable into one of the USB connectors.

DUALSHOCK®2 ANALOG CONTROLLER CONFIGURATIONS



CONTROLS

Pitching

The more a player works on a pitch type, the better it becomes. Consequently, the more a player neglects a pitch type, the harder it is to work the strike zone.



Pitch Type 1	⊗
Pitch Type 2	⊙
Pitch Type 3	△
Pitch Type 4	⊠
Pitch Type 5	R1
Pitch Out	L1 + ⊗
Intentional Walk	L1 + ⊙
Pitcher/Batter Status Window	SELECT
Quick Menu	L2

Note: Catchers will call for specific pitches based on the pitcher's strengths and weaknesses. It's up to you to trust the catcher or shake him off.

Pitching After Set (after pitch selection)

Pickoff to 1st base	⊙
Pickoff to 2nd base	△
Pickoff to 3rd base	⊠
Pitch	⊗
Position ball in strike zone	left analog stick
Step off rubber	R1

Step off rubber is a baseball term. The pitcher is on the rubber or pitching mound. Pressing **R1** makes the pitcher to step off, enabling him to throw to any base.

Batting



Swing Direction in zone	left analog stick
Swing	⊗
Power Swing (in all modes except Rookie)	⊠
Check Swing (press and release)	⊗ or ⊠
Sacrifice Bunt (press early)	⊙
Drag Bunt (press late)	⊙
Pitch History	R2
Guess pitch type 1	R2 + ⊗
Guess pitch type 2	R2 + ⊙
Guess pitch type 3	R2 + △
Guess pitch type 4	R2 + ⊠
Guess pitch type 5	R2 + R1
Guess pitch location	R2 + left analog stick
Influence hit ball	right analog stick
Activate Swing Analysis	L3
Activate/Deactivate Batter's Eye Camera	R3
Control Batter's Eye Camera	right analog stick
Pitch/Batter Status Window	SELECT



Baserunning

Note: In the table below, the term "base icon" refers to the **○** (1st base),

△ (2nd base), **□** (3rd base), **×** (Home) buttons on your controller.



Before the Pitch

All runners steal (auto steal)	L2
Steal individual base (2nd, 3rd, or Home)	L2 + left analog stick
Steal early	left analog stick + base icon
Lead off all runners	L1
Return all runners	R1
Lead off individual runner	L1 + left analog stick
Return individual runner	R1 + left analog stick

New Base Running Controls

All runners steal (auto steal)	L2
Steal individual base (2nd, 3rd, or Home)	L2 + left analog stick
Steal early	left analog stick + base icon
Lead off all runners	L1
Return all runners	R1
Lead off individual runner	L1 + left analog stick
Return individual runner	R1 + left analog stick

After the Pitch

Advance all runners	L1
Return all runners	R1
Target runner	left analog stick
Advance individual runner	left analog stick + base icon
Return individual runner	left analog stick + base icon
Stop runner	R2

Classic Baserunning (After the Pitch)

Advance All	L1
Return All	R1
Advance individual runner	directional button + base icon
Return individual runner	directional button + base icon
Stop runner	L2

Classic Baserunning (Multiple Bases)

First to Second	directional button ↑ + ○
First to Third	directional button ← + ○
First to Home	directional button ↓ + ○
Second to Third	directional button ↑ + △
Second to Home	directional button ↓ + △
Third to Home [†]	directional button ↓ + □

Baserunning (Road to the Show-specific)

Before the Pitch

Step Off	R1
Step Back	L1
Steal	R2

After the Pitch

Advance	R1
Retreat	L1
Stop	L2



Sliding

- Head first, straight right analog stick ↑
- Head first, hook left right analog stick ↑, ←
- Head first, hook right right analog stick ↑, →
- Feet first, hook left right analog stick ←
- Feet first, hook left right analog stick ↓, ←
- Feet first, hook right right analog stick →
- Feet first, hook right right analog stick →
or ↓, →
- Feet first, straight right analog stick ↓
- Collision with Catcher right analog stick ↓
- Run past home plate right analog stick ↓
- Break up double play right analog stick ↓
- Head slide into first right analog stick ↑

Classic Manual Sliding

- Head first, straight left analog stick ↑
- Head first, hook left left analog stick ↑, ←
- Head first, hook right left analog stick ↑, →
- Feet first, hook left left analog stick ←
or ↓, ←
- Feet first, hook right left analog stick ↓, →
- Feet first, straight left analog stick ↓
- Collision with Catcher left analog stick ↓
- Run past home plate left analog stick ↓
- Break up double play left analog stick ↓
- Head first slide into any base left analog stick ↑

Fielding



Defensive Fielder without Ball

- Player movement directional buttons or left analog stick
- Switch to closest player **L2**
- Jump right analog stick ↑ or **R1**
- Dive right analog stick ↓ or **R2**

Defensive Fielder with Ball

- Player movement directional buttons or left analog stick
- Throw to 1st base ○
- Throw to 2nd base △
- Throw to 3rd base □
- Throw to Home ✕
- Throw to cutoff man **L1**
- Dive with ball **R2**

Note: Press **START** at any time during the game to pause and bring up the Pause Menu.

MAIN MENU



Once the game loads up, you are able to select from the following choices:

Game Modes

Choose from Exhibition, Manager Mode, Rivalry, Career, Franchise, Season, Home Run Derby™, and King of the Diamond.

Quick Game

A quick game between two teams. The default is the 2007 World Series Matchup (Colorado Rockies vs. Boston Red Sox), but you can change teams just like an Exhibition game.

Online


Head out to compete against players from around the world.

NEW IN '08

Road to the Show 2.0

The popular Road to the Show feature has been expanded, with an improved Goal Result System that provides awards and penalties based on your performance. In addition, an Advancement system has been added, creating a goal-based road map on your journey to the Hall of Fame.

Batter Analysis

An invaluable aid to any pitcher's toolbox, Batter Analysis allows you to view any batter's tendencies and statistics, giving you a better idea of where the batter's strengths and weaknesses lie. To access the Batter Analysis, press the **R1** button on the pitcher/batter status screen .

Pitch Analysis

MLB® 08's Pitch Analysis allows you greater insight into an opposing pitcher's tactics. Pressing the **L1** button on the pitcher/batter status screen displays the pitcher's preferred tactics, allowing for the wise batter to compensate.

Rob Home Run Indicator

For fly balls hit deep or in the stands in foul territory, you can attempt to rob the hitter by using MLB® 08's new Rob Home Run Indicator. The indicator is a timing mechanism, and if you can jump as the final circle disappears, you can rob the hitter and end up on the highlight reel.

Progressive Batting Performance

A new feature in all season-based modes, the Progressive Batting Performance tracks each hitter's performance and rewards or penalizes the hitter based on how well they're playing against their natural ability.

Features

Create players, create profiles, view game tips, move players to other teams, adjust rosters, and edit players.

Options

Adjust Gameplay, Audio, My Sliders, Jukebox, and view Credits.

Load Game

Load a saved game from your MEMORY CARD.



ONLINE



*MLB® 08 The Show™ Online enables you to play games with other users online and so much more. There are a number of menu options from which to choose, including, Play Ball, Leagues, MLB® Community, Leaderboards, and MLB.com Headline News. To connect online, select ONLINE from the Main Menu and press **X**.*

CREATE AN ACCOUNT

To play MLB® 08 The Show™ online, you will need to create an account, and then choose a unique screen name and password. You can save up to six accounts, including password with the MLB® Account Manager. You will be given the option to fill out your Online Profile Form. The Profile Form allows you to enter important personal information and general player information.

Note: *You must agree to the terms of the User Agreement to connect to MLB® 08 The Show™ online. Player is responsible for all applicable internet fees.*

*In the Online Home, you can navigate your way to any of the online menu options. Jump into a game right away with the new Play Now feature, which matches you up to a ranked game with the next available opponent. Press **X** on Play Ball and you can choose between Play Now and entering a Game Room. Also in Online Home you can post messages on the message boards, send mail, join or create Leagues, view and edit your Player Card, and much more.*

GAME ROOMS

Game challenges take place here. You can search for perfect match-ups or challenge other online players for a ranked or unranked game. You can also view all the players online within your selected Game Room.

Selecting a Game Room

*To join a Game Room, press **R1**, **L1**, **↑**, **↓** to highlight a Game Room, and then press **X**.*

*Game Rooms vary from Rookie and Veteran to All-Star and more—essentially giving gamers with any skill level a place to play. Highlight the Game Room and press **X** to enter. You can challenge an opponent to either an Exhibition or league game. You can also IM a player or add a player to your buddy list. At any time you can check on the game status of players that are already in a game online in that game room.*

The Chat Area/Selecting a Game

Available players are listed in the player list of the game room...You can scroll through the player list and see if anyone online is available for a game by checking the icon status. A baseball means they are in game, a glove means they are available for a game, instant message or to chat with. While looking for a game, you can read all the real-time chatting between potential opponents in the Chat Area.



Join in the trash talking or search for valuable information about your opponents. Anyone online in the same Game Room can view your chat messages and participate in the dialog. To post a chat, from the chat screen, highlight the bottom chat bar or use a USB keyboard. Type in a message and enter it. Your message will be displayed in the chat window.

To select an opponent for a game, highlight a name from the list of players in the Game Room and press **X**. A Player List pop up will appear giving you game options to select. You can set the game options, view your opponent's Online Player Card, and challenge him/her to a game.

Quitting Games

After accepting challenges or joining games, you must finish the entire game or else you will lose points from your overall ranking and statistics.

Online Player Card

The Online Player Card allows you to see your Profile, Statistics, and Personal Information. When available, you can see other online user's Player Card to view their profile and Statistics. It is a great way to see how you are doing online or to view potential league or exhibition opponents.

Leaderboards

Leaderboards show in real time your ranking among all **MLB® 08 The Show™** players. Each ranking is listed by point total and provide details of player statistics. See up to 50 statistical values in Lifetime, Weekly, Monthly, and Team Leaderboards.

30-Team Leagues

Online leagues allow you to create or join new leagues and play a set number of series. There will be full stat tracking and points will be awarded for playing Online Leagues. Online users will compete in leagues to ultimately win their division, go to the playoffs and become League Champion. You can create a league and become League Commissioner to run your league how you see fit. As a Commissioner you can create a league with up to 30 teams and select all the settings that you wish to have. Online leagues are a great way to find new opponents to challenge your skills.

My Sliders

Create the ideal game settings offline, and then upload them to the **MLB® 08 The Show™** server for others to view, download and try out on their own time offline. They can then go back online and rate the game setting. This gives each user an opportunity to tune the game the way they like it and share with other online users.

MLB® Live Rosters

You will be able to download Live Roster updates for regular and online play. Live rosters represent the current rosters of MLB® teams including all player moves, injuries, and attribute updates. When you go online, the latest Live Roster will automatically be downloaded on to your game. To play online, you must have the latest Live Roster update. You will then be prompted to save the roster.

Message Boards

Message Boards provide a place for players to discuss all-things baseball and any other topic of interest.

Mail

The Mailbox enables you to send private mail messages to any online player as long as you have their user name(s). Sending mail is a perfect way to contact your friends about game start times or to just talk baseball.

Enhanced MLB® Sportscast

View all Major League Baseball games live. You can see the score, position of base runners, balls, strikes, outs, and more all in real-time. By highlighting any game on the Icon Ticker you can get up to date scores and see the status of the game in actual real-time.

MLB.com Headline News

Get the latest news around the league directly from the source: MLB.com. View 620 team and league articles in 31 feeds that are updated hourly.

Edit Profile Form

At any time you can edit your profile form with new personal information or change your notification settings.

GAME MODES



PLACE
STAMP
HERE

EXHIBITION MODE


When selecting teams for the game, you are able to select from this year's MLB® teams, as well as bonus teams including the All-Star team. Beneath the team symbol are rankings that break down the team's attributes. The team options include selecting team jerseys, changing your game settings, selecting your starting pitcher, setting your batting order, choosing the stadium in which to play the game, and the time of day. Exhibition games are a one-game format and stats from these games cannot be saved to a MEMORY CARD unless a user profile is loaded prior to the Exhibition Mode selection.

MANAGER MODE

Manager Mode is like an Exhibition game, save for the fact that you do not directly control your players. Instead, you manage them by giving them basic commands. You can order your pitchers to play it safe or aggressive or to intentionally walk a batter. Your batters and runners can be told to bunt, avoid a pitch, or steal a base. As manager, you can also call for line-up changes, call the catcher to the mound, or assign pinch hitters.

RIVALRY MODE

Rivalry Mode allows you to pit two MLB® teams against each other in a knockdown, drag-out series of games. You can create a new Rivalry, perhaps between your favorite team and your friend's favorite team,



PlayStation® Underground™
PO Box 152258
IRVING, TX 75015-2258



REGISTER ALL YOUR GAMES NOW

TO MAKE SURE YOU GET THE
INSIDE SCOOP ON PLAYSTATION®2 STUFF!

MAIL: Don't forget the stamp! FAX: 1-888-780-7669 WEB: www.register.us.playstation.com

Primary User's Name _____ Apt. # _____

Address _____

City _____ State/Province _____ ZIP/Postal Code _____

Country _____ Date of Birth _____ / _____ / _____ Gender MALE FEMALE

Phone _____ Purchase Date _____ / _____ / _____

Enter your email address to get exclusive PlayStation® and PSP® system news, contest info and more!

If you want this information shared with other reputable companies, check here.

Email Address _____

Total hours per week that you spend gaming:
 1-3 4-6 7-9 10+

Which platforms do you currently own?

PLAYSTATION®3 system

PlayStation 2 computer entertainment system

PSP® (PlayStation®Portable) system

Nintendo GameCube

Nintendo Game Boy Advance SP

Nintendo DS

Xbox

Xbox 360

What types of games do you prefer? (Check all that apply.)

- Action Extreme Sports Puzzle Shooter
 Adventure Fighting Racing Sports
 Children's Music RPG Strategy

Which type of Internet connection do you have?

- No Internet Dial-up (narrowband 18k-56k) Broadband (DSL, Cable, DSL, T1-T3)

Do you have wireless network access at home? Yes No

Tell us more about yourself in the "My Account" section at www.us.playstation.com

OPTIONAL SURVEY

PLEASE NOTE: The warranty offered by SCEA on your PlayStation products is the same whether or not you register. The Sony Computer Entertainment logo is a registered trademark of Sony Computer Entertainment Inc. The "PS" Family Logo are registered trademarks of Sony Computer Entertainment Inc. Personally identifiable information from PlayStation products will be shared with our promotional partners. For more details on our promotional partners, PII of members 13 and over, with their permission, may be shared with our promotional partners. For more details on our promotional partners, PII of members 13 and over, with their permission, may be shared with our promotional partners. For more details on our promotional partners, PII of members 13 and over, with their permission, may be shared with our promotional partners. You may also get information on our Privacy Policy at <http://www.us.playstation.com/support.aspx?id=privacypolicy>. Sony Computer Entertainment America Inc., 9119 East Hillside Boulevard, Foster City, CA 94404.

FORM ID 2054 SCIB 2/02



or you can play classic rivalries, such as Boston Red Sox versus New York Yankees. The series takes player over however many full-length games you wish to play, and all of your stats will be recorded and displayed in the main Rivalry menu.

CAREER MODE

In *Road to the Show*, you can play both offense and defense from your custom-created player's perspective. The game will automatically fast-forward to the next player sequence in which you need to take control, with occasional situational goals coming up from coaches and managers that need to be completed.

The goal for *Road to the Show* is to create a player and build a successful career earning post season and career awards. Ultimately you want to get your created player to the show, and eventually, inducted into the Hall of Fame. Throughout the career, you'll take your player through the ups and downs of the Majors and Minors; he'll go through situations not unlike real major leaguers including trades, free agency, contract issues, promotions, and demotions.

Create Player and Select Team

To begin a Career, you need to create a player and assign him to a team in hopes of getting a contract offer after Spring Training. From the Team Select screen, pay attention to the Competition chart. This helps you pick your spot to make your shot at the big leagues. If the parent club has a perennial All-Star at your position or a hot rookie waiting in the minors, you're going to need an outstanding spring to make the team.

Spring Training

Earning a spot in the organization will depend on your prospect's performance in Spring Training games. You aren't the manager of the team, so you will not be playing every day. Make sure you take advantage of the opportunities that your player gets.

Career Home

From the Career Home sub menu, you can manage your player's career. From here, visit the Locker Room, view your advancement goals, train, interact with the manager in the clubhouse, and view your progressive



batting performance chart. Take care on how you interact. Remember you are trying to make the big club; being a malcontent will not earn you any bonus points.

Advancement System

The career advancement system is a new addition to the Road to the Show mode. This system acts as a road map for your career progression. Your player will be evaluated, based on his skill set, to determine his role within the organization. Advancement goals are given for the sole purpose of improving your player's skill set to reach the next level. Failing these goals will only make your career progression that much more difficult.

FRANCHISE MODE

In Franchise Mode, you run the club from the front office. You are in complete control of all team operations including player and vendor contracts, scouting, drafting, player rehab assignments, and marketing. Do well in all of these areas to generate revenue and make your club successful. When you take over a team, the game assigns a number of goals. Meet the goals during your contract's tenure and you can continue running the club.

Schedule

View all upcoming games your team will play in the season. You can opt to play any of them as well as simulate games up to a specified date.

Player Management

Sign free agents, make trades, send players down to the minors, or call up promising rookies. Change your team's lineup and pitching rotation, as well as view other team's rosters and disabled list.

Minor Leagues

In Franchise, you have the ability to call players up and send them down to and from the Minor Leagues. You have access to the 25-man rosters from the AAA and AA affiliates of your team via the Roster Moves option in the Player Management menu.

Around the League

Get a roundup of all the statistics in this mode. See details on current team standings, stats, and rankings; view who's hot; examine a current league roundup and league leaders; see what kind of accolades are being given within the league, and view the progressive batting charts of the hitters on your club or within the league.

Franchise Progress

Franchise Progress is a good way to see which way your franchise is heading. You can hear fan and player feedback, see the team budget, and view your goals.

SEASON MODE

During one- and two-player seasons, you play an entire 14, 29, 82, or 162-game season with the same team. You qualify for the playoffs if you win your division or finish as the league wild-card team at the end of the season.

Once you select to play a game on the schedule, you can play the game, manage, or simulate it.

From the Season Menu, you can use the Around the League menu to view the league's standings, statistics, roundup, leaders, accolades, and the progressive batting performance charts. Manage your roster from the Player Management menu to edit your lineup, trade players, sign free agents, activate players, and more.



HOME RUN DERBY™

PLAYER	NR	BATS	POWER	CONTROLLER
1 D. ORTIZ	35	L	██████████	1
2 M. RAMIREZ	20	R	██████████	1
3 A. RODRIGUEZ	54	R	██████████	1
4 J. POGADA	20	S	██████████	1
5 F. THOMAS	25	R	██████████	1
6 J. THOMAS	25	L	██████████	1
7 T. MCFARLANE	24	L	██████████	1
8 J. MURPHY	31	L	██████████	1

A Home Run Derby™ can include up to 10 hitters from any team and can be held in any stadium throughout the league. Facing an unlimited number of pitches, you get user-selected three, five, or ten outs per at bat. Anything other than a home run is considered an out.

Bracket Breakdown

7-10 players 3 total rounds of play

3-6 players 2 total rounds of play

2 players 1 round of play

KING OF THE DIAMOND

King of the Diamond is a fun mini-game where you try to rack up as many runs as you can. Unlike Home Run Derby™ that only scores runs on the long ball, you can hit singles, doubles, triples, and home runs—as well as fly outs, ground outs, and double plays. Score more runs than your opponent in a user-selected number of innings. 1 Player Ladder is a multi-tiered competition that takes you through all four difficulty levels of gameplay while also facing tougher opponents as each level progresses. Quick Play is a single round competition against one opponent.

CREDITS

PROGRAMMING

**SENIOR LEAD MLB®
FRANCHISE PROGRAMMER**
Tim Monk

**SENIOR LEAD AI
PROGRAMMER**
Jeff McArthur

SENIOR AI PROGRAMMERS
Mike Burton
Brian Hendley
Brian Ma
Leo Mortero

AI PROGRAMMER
Josh Wirth

**SENIOR AUDIO
PROGRAMMER**
Stephen Conrad

**SENIOR AUDIO SYSTEMS
ENGINEER**
Chris Braymen

**SENIOR LEAD FRONT
END PROGRAMMER**
Jeff Ullman

**SENIOR FRONT END
PROGRAMMER**
Ben Hulse

**FRONT END
PROGRAMMERS**
Dave Herman
Darin Hoffman

**SENIOR LEAD GRAPHICS
PROGRAMMER**
Patrick Hager

**SENIOR GRAPHICS
PROGRAMMERS**
Jon Ramsey

John East
Chris Fodor
Tim Flier
Phil Van Valkenberg

**SENIOR LEAD MOTION
SYSTEM PROGRAMMER**
Tawn Kramer

**SENIOR MOTION SYSTEM
PROGRAMMERS**
Lee Blum

Omar Canon
Mike Copley
Joe Wilkerson

**SENIOR ONLINE
PROGRAMMER**
Oren Peli

ONLINE PROGRAMMER
Jason Phillips

DATABASE ARCHITECT
Hemant Vijayanagaram

SENIOR PROGRAMMER
Dan Enfield

ART

**SENIOR LEAD MLB®
FRANCHISE ART MANAGER**
Paul Heiney

SENIOR LEAD ANIMATOR
Chris Clements

SENIOR ANIMATORS
Weon Ju
Donny Sorvala
Emerson Johnson

**SENIOR LEAD
CHARACTER ARTIST**
Gil Garcia

**SENIOR CHARACTER
ARTISTS**
Christine Dekhi
Robert Fitzgerald

CHARACTER ARTISTS
Eric Heim
Walter Stuart
Joel Benjamin
Mike Jones

**SENIOR LEAD
ENVIRONMENT ARTIST**
Shawn Robles

**SENIOR ENVIRONMENT
ARTISTS**
Franz Borowitz

Bryan Paquette
Thai Tran
Kevin Weinstein

ENVIRONMENT ARTISTS
Sito Francisco

Dale Sedenquist
Anton Napierala

**SENIOR LEAD
INTERFACE ARTIST**
Tom Jung

INTERFACE ARTISTS
Ashley Kim
SungHyun "Tate" Baik
John Giordano
Steven Abbott
Christina Liu
Doug Batson

TECHNICAL ARTIST
Chris Rogers

PRODUCTION

DIRECTOR OF PRODUCTION, MLB®
Chris Cutliff

SENIOR PRODUCER
Chris Gill

PRODUCERS
Jody Kelsey
Jason Villa

ASSOCIATE PRODUCER
Clayton Read

DESIGN

SENIOR LEAD DESIGNER
Kolbe Launchbaugh

SENIOR DESIGNERS
Ed Brady
Eddy Cramm

DESIGNERS
Lorne Asuncion
Greg Batalucco

ASSOCIATE DESIGNER
Aaron Luke

MLB® SCRIPT WRITER
Ed Brady

DIRECTOR OF SAN DIEGO PRODUCT DEVELOPMENT
Scott Rohde

PRESIDENT OF WORLD WIDE STUDIOS, SCE
Phil Harrison

VP OF PRODUCT DEVELOPMENT, SCEA
Shuhei Yoshida

LICENSING DIRECTOR
Christian Phillips

LICENSING ACCOUNT SPECIALIST
Jennifer Kacizak

SPORTS DEPT. ADMINISTRATION
Azucena Negrete

PD SERVICE GROUPS

SENIOR DIRECTOR OF TOOLS, TECHNOLOGY AND SERVICES
Buzz Burrowes

DIRECTOR OF SERVICE GROUPS
David Murrant

MUSIC

DIRECTOR OF MUSIC
Chuck Doud

MUSIC SUPERVISOR
Chuck Carr

ASSOCIATE MUSIC SUPERVISOR
Monty Mudd

A & R
Alex Hackford

MANAGER, MUSIC AND LICENSING
Jason Swan

SENIOR MUSIC LICENSING COORDINATOR
Justin Fields

ASSOCIATE MUSIC PRODUCER
Tammy Tsuyuki

THEME AND SPORTS MUSIC
Christopher Stevens

ADDITIONAL IN-GAME MUSIC
Extreme Music Library
Gary Pressy (Organist)

SOUND DESIGN

SENIOR MANAGER, SOUND GROUP
Gene Semel

SOUND DESIGN MANAGER
Rex Baca

SPORTS AUDIO TEAM LEAD
Kurt Kellenberger

SENIOR SOUND DESIGNER
Andrew Bracken

ASSOCIATE SOUND DESIGNER
Ross Hendler

SPEECH DESIGNER
Bob Rissalo

ADDITIONAL SPEECH DESIGN
Joel Copen
Dialog Editor
Dominique Widiez

AUDIO POST PRODUCTION
Chris Canning
Jeff Darby

PLAY-BY-PLAY ANNOUNCER
Matt Vaszgersian

COLOR COMMENTATORS
Dave Campbell
Rex Hudler

P.A. ANNOUNCER
Mike Carlucci

P.A. ANNOUNCER (KING OF THE DIAMOND)
Joe Martinez

VOICE TALENT (UMPIRES)
Ramon Armendariz

VISUAL ARTS SERVICE GROUP

SENIOR MANAGER, VISUAL ARTS SERVICE GROUP
Brian Rausch

MANAGER, PRODUCTION
Scott Peterson

MANAGER, PRE-PRODUCTION
Aaron McFarland

PROJECT MANAGER
Douglas Hagstrom

MLB® 08 MILESTONE CINEMATICS

SR. PROJECT MANAGER
Jeffrey Vargas

LEAD CONCEPT DESIGNER
Ron Padua

ANIMATION

MANAGER, ANIMATION
Chad Moore

MANAGER, MOTION CAPTURE ANIMATION
James Scarafone

LEAD MOTION CAPTURE STUDIO TECHNICIAN
Ryan Beeson

MOTION CAPTURE STUDIO TECHNICIAN
Eduardo Contreras

SENIOR MOTION CAPTURE TECHNICAL ANIMATOR
Dan Legg

MOTION CAPTURE SPECIALIST
Percy Sagun

SENIOR MOTION CAPTURE TRACKERS
Michael Shinkle
David Ibarra

SUPPORT STAFF

SENIOR DEPARTMENT ADMINISTRATORS
Nonet Vargas
Monique Williamson

PD SERVICES GROUP SUPPORT

PROJECT MANAGER
Davina Mackey

PRODUCTION ACCOUNTANT
Laura Connors

SENIOR ADMINISTRATOR
Kathryn Tunis

VISUAL ARTS SERVICE GROUP - VIDEO SERVICES

MANAGER, VIDEO SERVICES
Don Lacy

VIDEO SERVICES SUPERVISOR
Jahil Nelson

PRODUCER
Matt Owca

COMPOSITING SUPERVISOR
Sean Falcon

LEAD VIDEO EDITOR
Kevin Joelson

SENIOR VIDEO PRODUCTION SPECIALIST
Ian O'Rearthy

BUSINESS SYSTEMS ANALYST
Kevin Collins

TOOLS & TECHNOLOGY GROUP

DIRECTOR
Edward Lerner

AUDIO TEAM MANAGER
Keith Charley

ENGINEERS
Alan Gerrard
Garin Hiebert
Jim Sproul
Joshua Breindel
Laurent Betbeder
Steve Merel

PLATFORM TEAM

SENIOR MANAGER
RJ Mical

ENGINEERS
Access Softtek

Alex Rosenberg
Code Cobblers

Dan Hilton
Dan Volpe

Dave Menconi
David Paxson

Drew Thaler
Graham Madarasz

Gustavo Oliveira
Jason Young

John Meissen
John Morgan

John Thompson
Matt Sivertson

Michael Song
Mike Boom

Nathan Slingerland
Phil Burk

Sanjay Patel
Scott Maxwell

Vince Harron
Will Barrueto

TOOLS TEAM

MANAGER
Andy Bushnell

ENGINEERS
Alan Beckus

Bill Budge
Brad Byrd

Chris Mayberry
Max Elliott

Rebecca Abel
Richard Harding

Ron Little
Ricky Lly

DOCUMENTATION TEAM

MANAGER
Jim Inscore

TECHNICAL WRITERS

David Friedman
Deborah Adair
Denise Lee
George Rawlins
Joseph Schmitz
Laura Lemay
Nicholas Hind
Susan Gallagher
The Carl Group

**SHIP WWWS
COLLABORATION
WEB TEAM**

MANAGER
Oliver Marks

SHIP TEAM

Alex Narinsky
Amit Narayanan
Becket Hackett
Bill Alexander
Brian Winant
Dzmitry Zhemchuhou
Hai Nguyen
Julian Richards
Julie Wildhaber
Kameron Kashani
Karan Gupta
Kyle Saugier
Olga Amuzinskaya
Ramamoorthy
Namachivayam
Seth Katz
Sonya Kim
Steve Wells
Tod Trevillian
Sean Newton
Yakov Feldman

**GLOBAL
PLATFORM
CREDITS**

**SR. DIRECTOR,
GLOBAL PLATFORM**
Charles Connay

DIRECTOR SCE-RT
Glen Van Datta

OPERATIONS

SR. MANAGER
Ken Miyaki

GAMES INTEGRATION

SR. ENGINEERS
Vinod Tandon

Ramana Prakash

**APPLICATION
MANAGEMENT ENGINEER**
Bhaswar Sarkar

DEVELOPMENT

SR. MANAGER
Steven Wagner
Sree Santhosh

DEVELOPMENT LEADS
Mark Jacob

DEVELOPMENT ENGINEER
Ron Roy

PROJECT MANAGEMENT

SR. MANAGER
Marty Taramasco

**FIRST PARTY QUALITY
ASSURANCE (FPQA)**

DIRECTOR
Ritchard Markelz

TEST OPERATIONS

SR. MANAGER
Tim Vanlaw

QA TEST SUPERVISOR
Sean Valencia

**LEAD QUALITY
ASSURANCE TESTERS**
Steve Schulte

Brian Nolan

**SR. QUALITY
ASSURANCE TESTERS**
Chad Shoemaker

Dennis Miller

**QUALITY ASSURANCE
TESTERS**

John Walker
John Romero

LAB TECHNICIAN
Vincent Loughney

**CONTINGENT GAME
TEST ANALYSTS**
Ryan Halvorson

Alan Meil
Leaf Morgan

Stacey "Kyle" Martin

Christian Nguyen
Darren Swagerty

Matthew Alberto
Renato Velasco

Ben Fisher
Robert Leigh

Bryan Blackford
Charles Casselman

Alex Ellison

Kyle Liljequist
Markuz Rodriguez
Christopher Scott

Frank Winfield

Chris Behncke
Charles Thayer

Chris Cordonier
Robert Boggs

Jeffrey Kaplan
Edward Pannek

QA SUPPORT

**MANAGER, ONLINE
SUPPORT**
Chris Cromwell

ONLINE SUPPORT LEADS
Ken Overbey
Derek Baurmann

**ONLINE SUPPORT
ANALYSTS**
Edward O'Neill

Joe Schmedding
Michael Brown

Brandon Fenton
And the Online Support
Test Team

**PROGRAM
MANAGEMENT GROUP**

SR. MANAGER
Jim Wallace

**MANAGER, PROJECT
MANAGEMENT**
Eric Ippolito

SR. PROJECT COORDINATOR
Justin Flores

PROJECT COORDINATOR
Brent Gocke

**PROJECT MANAGEMENT
ASSISTANT**
Elessa Vovan

**PRODUCT DEVELOPMENT
INFORMATION
TECHNOLOGY (PDIT)**

DIRECTOR
Adam Harris

ONLINE GAMES

**SR. MANAGER,
ONLINE GAMES**
Monique Fraser

**MANAGER, PRODUCTION
OPERATIONS**
Richard Bennett

ONLINE SR. DBA

George Chen
Madhukar Yedulapuram

ONLINE DBA
Beth Ford

ONLINE GAME ADMINS
Krisztian Mizser
Rudy Wiley

**MANAGER, PRODUCTION
TECHNOLOGY**
Nate Wiger

**ONLINE PRODUCTION
TECHNOLOGISTS**
Ron Andres

Alex Boster
Josh Gephart
Matt Miller

**NETWORK
ENGINEERING GROUP**

**SR. MANAGER,
NETWORK ENGINEERING**
Derrell Jenkins

**MANAGER, NETWORK
ENGINEERING**
Rob Blase

STAFF NETWORK ENGINEER
Chris Dudley

SR. NETWORK ENGINEER
Randy Lopez

Jeremy Lunsford

NETWORK ENGINEER
Matt Strocchia

SR. UNIX ADMINISTRATOR
Paul Zastoupil

UNIX ADMINISTRATOR
James Beck

**MANAGER, NETWORK
OPERATIONS CENTER**
Michael Seifert

**NETWORK OPERATIONS
SPECIALISTS**

Jami Johnson
Aaron Johnston
David Henning
Heath McKay
Jose Madrigal
Mark Benavente

STUDIO APPLICATIONS

SR. MANAGER
Steven Kirk

SYSTEMS ADMINISTRATOR
Michael Peay

**CORE SYSTEMS
INFRASTRUCTURE**

SR. MANAGER
Tom Perrine

**STAFF SYSTEM
ADMINISTRATOR**
Chris McEniry

SYSTEM ADMINISTRATOR
Ian Allison

MARKETING

**DIRECTOR, SOFTWARE
PRODUCT MARKETING**
Jeff Reese

**PRODUCT MARKETING
MANAGER**
Troy Mack

**SENIOR DIRECTOR,
PROMOTIONS**
Ginger Kraus

PROMOTIONS MANAGER
Katie Schibler

PROMOTIONS SPECIALIST
Lauren Decker

**SENIOR PUBLIC
RELATIONS MANAGER**
Ron Eagle

**PUBLIC RELATIONS
SPECIALIST**
Paul Murphy

DIRECTOR, CHANNEL MARKETING

Joby Hirschfeld

SENIOR CHANNEL MARKETING MANAGER

Bob Johnson

CHANNEL MARKETING SPECIALIST

Kacey Fahey

SENIOR CREATIVE SERVICES MANAGER

Jack Siler

SENIOR CREATIVE SERVICES SPECIALISTS

JM Garcia

Joseph Chan

Miguel Godinez

Alicia Beam

CREATIVE SERVICES SPECIALISTS

Annett Hsu

Larissa Gamarra

Blanca Hernandez

PACKAGE DESIGN

CMB Design

MANUAL DOCUMENTATION

Offbase Productions

SENIOR DIRECTOR, PLAYSTATION®NETWORK

Susan Nourai

WEB DESIGN MANAGERS

Dawson Vosburg

Trevor Ehle

DIRECT MARKETING MANAGER

Christopher Hagedorn

SALES**SENIOR DIRECTOR, SALES**

David Cox

REGIONAL SALES MANAGERS

Mike Coutermarsh

Jeff Hutchinson

Robert Pitzen

Rick Rooney

BUSINESS DEVELOPMENT

Director, Licensing

Shelly Gayner

LEGAL**DIRECTOR, LEGAL & BUSINESS AFFAIRS**

Lisa Lunger

PARALEGAL

Kirsten Costello

LEGAL ASSISTANT

Alice Vorotchaeva

SPECIAL THANKS

We would like to thank each individual at Sony Computer Entertainment America for their contributions, support and dedication to the success of **MLB® 08 The Show™** with special recognition to the Executive Management team including:

Kaz Hirai

Jack Tretton

Peter Dille

Scott Steinberg

Phil Rosenberg

Riley Russell

Jim Bass

Glenn Nash

Phil Harrison

Shuhei Yoshida

PHOTOGRAPHY

Photos by Getty Images (copyright)

Major League Baseball, Minor League Baseball and Hall of Fame trademarks and copyrights are used with permission of Major League Baseball Properties, Inc. and the National Baseball Hall of Fame and Museum, Inc., respectively.

Visit the official website of Major League Baseball at MLB.com. © 2008

Visit the official website of Minor League Baseball at MiLB.com © 2008

Major League Baseball® footage used with permission of Major League Baseball Properties, Inc.

The Accuracy of the statistics or other information contained in this product has not been reviewed by Major League Baseball Properties, any Major League Baseball Club or any other Major League Baseball-related entity and is the sole responsibility of Sony Computer Entertainment America Inc.

© MLBPA-Official Licensee, Major League Baseball Players Association. Visit www.MLBPLAYERS.com, the Players Choice on the web.

Tropicana © Tropicana © Pure Premium ©, Tropicana © Field © and the Straw in Orange design are registered trademarks of Tropicana Products, Inc. used under License.

RenderWare is a registered trademark of Criterion Software Limited

Portions of this software are copyright 1998 - 2004 Criterion Software Limited and its licensors. Speech compression and decompression technology are licensed from Nellymoser, Inc.

Upper Deck

©UDC. 985 Trade Drive, North Las Vegas, NV 89030. All rights reserved.

MORDECAI BROWN

TM/© 2007 The Estate of Mordecai Brown, by www.CMGWorldwide.com

GROVER ALEXANDER

TM/© 2007 The Estate of Grover Alexander, by www.CMGWorldwide.com

ROY CAMPANELLA

TM/© 2007 The Estate of Roy Campanella, by www.CMGWorldwide.com

TY COBB

TM/© 2007 The Estate of Ty Cobb, by www.CMGWorldwide.com

MICKEY COCHRANE

TM/© 2007 The Estate of Mickey Cochrane, by www.CMGWorldwide.com

EDDIE COLLINS

TM/© 2007 The Estate of Eddie Collins, by www.CMGWorldwide.com

DIZZY DEAN

TM/© 2007 Dizzy Dean, by www.CMGWorldwide.com, www.DizzyDean.com

JOE DIMAGGIO

TM/© 2007 DiMaggio LLC, by www.CMGWorldwide.com. All Rights Reserved.

DON DRYSDALE

TM/© 2007 Ann Meyers-Drysdale, by www.CMGWorldwide.com

JIMMIE FOX

TM/© 2007 The Estate of Jimmie Foxx, by www.CMGWorldwide.com

LOU GEHRIG

TM/© 2007 Rip van Winkle Foundation, by www.CMGWorldwide.com, www.LouGehrig.com

LEFTY GOMEZ

TM/© 2007 The Estate of Lefty Gomez, by www.CMGWorldwide.com

LEFTY GROVE

TM/© 2007 The Estate of Lefty Grove, by www.CMGWorldwide.com, www.LeftyGrove.com

GIL HODGES

TM/© 2007 The Estate of Gil Hodges, by www.CMGWorldwide.com, www.GilHodges.com

ROGERS HORNSBY

TM/© 2007 The Estate of Rogers Hornsby, by www.CMGWorldwide.com, www.RogersHornsby.com

WALTER JOHNSON

TM/© 2007 The Estate of Walter Johnson, by www.CMGWorldwide.com

CHRISTY MATHEWSON

TM/© 2007 The Estate of Christy Mathewson, by www.CMGWorldwide.com, www.ChristyMathewson.com

THURMAN MUNSON

TM/© 2007 The Estate of Thurman Munson, by www.CMGWorldwide.com

CY YOUNG

TM/© 2007 The Meuhlen Trust, by www.CMGWorldwide.com

MEL OTT

TM/© 2007 The Estate of Mel Ott, by www.CMGWorldwide.com, www.MelOtt.com

SATCHEL PAIGE

TM/© 2007 Satchel Paige Enterprises, by www.CMGWorldwide.com

JACKIE ROBINSON

TM/© 2007 Rachel Robinson, by www.CMGWorldwide.com, www.JackieRobinson.com

BABE RUTH

TM/© 2007 Family of Babe Ruth and the Babe Ruth League, Inc. by www.CMGWorldwide.com, www.BabeRuth.com

TRIS SPEAKER

TM/© 2007 The Estate of Tris Speaker, by www.CMGWorldwide.com

HONUS WAGNER

TM/© 2007 The Estate of Honus Wagner, by www.CMGWorldwide.com, www.HonusWagner.com

**MLB® MOTION
CAPTURE ATHLETES**

David Wright
David Ortiz
Eric Chavez
Ray Durham
Shawn Green
Trevor Hoffman
Tim Hudson
Troy Glaus
Brett Tomko
Eric Hampton
Ed Brady
Chris Cutliff
Chris Gill
Jason Gill
Danny Ontiveros
Casey Snow
Ted Silva
Bryant Ward
Daniel Ricabal
Hyuk Son
Joe DeMarco

FOR ALL SONGS:

All Rights Reserved.
International Copyright
Secured. Used by
Permission. Not for
Broadcast Transmission.
DO NOT DUPLICATE.

**WARNING: It is a
violation of Federal
Copyright Law to copy,
duplicate or reproduce.**

**All Trademarks and
Copyrights are the
Property of their
respective owners and
used under permission.**

Game Experience May Change During Online Play.

ONLINE USER AGREEMENT

PLEASE READ THE ENTIRE AGREEMENT AND INDICATE WHETHER OR NOT YOU AGREE TO ITS TERMS BY CLICKING THE "ACCEPT" OR "DECLINE" BUTTON AT THE BOTTOM OF THIS SCREEN. IF YOU CLICK THE "DECLINE" BUTTON YOU WILL NOT BE ABLE TO PLAY THE ONLINE VERSION OF THIS GAME. CHECK WITH SONY COMPUTER ENTERTAINMENT AMERICA INC. ("SCEA") CONSUMER SERVICES AT 1-800-345-7669 FOR REFUND OR RETURN INFORMATION. PLEASE HAVE YOUR PURCHASE RECEIPT AVAILABLE.

1. ACCEPTANCE OF AGREEMENT. This Agreement can be accepted only by an adult 18 years or older. By clicking the "ACCEPT" button, you affirm that you are over 18 years old and you are accepting this Agreement on your own behalf or on behalf of your minor child (under 18).

2. GRANT OF LICENSE. SCEA grants you a non-exclusive right to use this software for personal, non-commercial play on a PlayStation® computer entertainment system only. You may not (i) rent, lease or sublicense the software, (ii) modify, adapt, translate, reverse engineer, decompile or disassemble the software, (iii) attempt to create the source code from the object code for the software, or (iv) download game content for any purpose other than game play. You have no proprietary rights in any game content including game play statistics. SCEA may modify such content at any time for any reason.

3. AUTHENTICATION/SERVICE. SCEA may retrieve information about a user's hardware and software for authentication, copy protection, account blocking, system monitoring/diagnostics, rule enforcements, game management and other purposes. SCEA does not guarantee the continuous operation of the game servers and shall not be responsible for any delay or failure of the game servers to perform.

4. MAINTENANCE AND UPGRADES. Certain versions of hardware operating system software or other firmware ("Firmware") may be necessary in order for this game to play on your PlayStation® computer entertainment system. The game software on this disc may check for the appropriate Firmware and if it does not find the correct Firmware versions, it may automatically update your Firmware. Without limitation, such automatic updates or upgrades may change your current operating system, cause a loss of data, content, functionalities or utilities. It is recommended that you regularly back up any data located on the hard disk that is of a type that can be backed up. Loss of data is the user's responsibility.

5. SEPARATE USER ACCOUNTS/COLLECTION OF INFORMATION. Some games/services may ask you to create an account with a user, player or other game name ("MLB" 08") and password. You may also be asked to select or provide additional information for a game profile. This information may be provided to any tournament website established by SCEA or its partners in connection with this game. When you choose a Game Name, choose an alias to protect your identity. When you choose a password, choose a unique combination of letters and numbers unrelated to your Game Name or to any information you may share with other players in the game. If your account is inactive for an extended period your account may be deactivated. To inquire about a deactivated account, please contact SCEA Consumer Services at 1-800-345-7669.

6. PROTECTION OF IDENTITY/NO EXPECTATION OF PRIVACY You have no expectation of privacy or confidentiality in the personal information you may intentionally or unintentionally disclose. You should avoid saying anything personally identifying in chat.

7. ONLINE CONDUCT. When you play, you agree to be respectful of your fellow players and never to engage in any behavior that would be abusive or offensive to other players, disruptive of the game experience, fraudulent or otherwise illegal. This includes but is not limited to:

- (a) Harassing or intimidating other players;
- (b) Using language, selecting user, character, clan or team names or creating any other content that maybe racially, ethnically or religiously offensive, sexually abusive, obscene or defamatory;
- (c) Selecting as a user, character, clan or team name any word, symbol or combination of words and symbols which is identical to or substantially similar to any character, team, weapon, vehicle or other element which appears in this game;
- (d) Using content that is commercial in nature such as advertisements, solicitations and promotions for goods or services;
- (e) Falsely representing that you are an employee of Sony Corporation, SCEA, or any other affiliated or related company;
- (f) Disrupting the normal flow of chat;
- (g) Making a false report of user abuse to SCEA Consumer Services;
- (h) Violating any local, state or national law;
- (i) Using a cheat code, cheat device or any device that modifies the executable game code or data. For a detailed explanation of the SCEA policy on cheating, visit www.us.playstation.com/onlinecheating;
- (j) Any attempt to deliberately alter, damage or undermine the legitimate operation of this game, including but not limited to exploiting the ranking system by creating "dummy accounts".

NOTES**LIMITED WARRANTY**

Sony Computer Entertainment America (SCEA) warrants to the original purchaser of this SCEA product that this software is free from defects in material and workmanship for a period of ninety (90) days from the original date of purchase. SCEA agrees for a period of ninety (90) days either repair or replace, at its option, the SCEA product. You must call 1-800-345-7669 to receive instructions to obtain repair/replacement services.

This warranty shall not be applicable and shall be void if the defect in the SCEA product has arisen through abuse, unreasonable use, mistreatment or neglect. THIS WARRANTY IS IN LIEU OF ALL OTHER WARRANTIES AND NO OTHER REPRESENTATIONS OR CLAIMS OF ANY NATURE SHALL BE BINDING ON OR OBLIGATE SCEA. ANY IMPLIED WARRANTIES APPLICABLE TO THIS SOFTWARE PRODUCT, INCLUDING WARRANTIES OF MERCHANTABILITY AND FITNESS FOR A PARTICULAR PURPOSE, ARE LIMITED TO THE NINETY (90) DAY PERIOD DESCRIBED ABOVE. IN NO EVENT WILL SCEA BE LIABLE FOR INCIDENTAL OR CONSEQUENTIAL DAMAGES RESULTING FROM POSSESSION, USE OR MALFUNCTION OF THE SCEA SOFTWARE PRODUCT.

Some states do not allow limitations as to how long an implied warranty lasts and/or exclusions or limitations of consequential damages, so the above limitations and/or exclusions of liability may not apply to you. This warranty gives you specific legal rights, and you may also have other rights which vary from state to state.

USE OF UNAUTHORIZED PRODUCT:

The use of software or peripherals not authorized by Sony Computer Entertainment America may damage your console and/or invalidate your warranty. Only official or licensed peripherals should be used in the controller ports or memory card slots.

Unauthorized copying, reproduction, rental, public performance or broadcast of this game is a violation of applicable laws. All rights to make copies of any portion of the game for subsequent redistribution is retained by the copyright holder. Please contact SCEA at 1-800-345-7669, if you are unwilling to accept the terms of this license.