

# FRACTION FEVER™



## INTRODUCTION

FRACTION FEVER is an exciting learning game that combines true educational value with honest-to-goodness fun for the whole family.

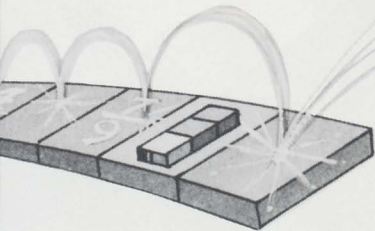
As you hop along on your pogo stick, you'll be searching for the picture-fraction that matches the fraction at the top of the screen. Spot the correct fraction and ride the Fraction Elevator up to higher floors. Eliminate incorrect fractions and score points.

Matching fractions takes skill. The same fraction can be shown in several different ways, and while you are looking for fractions, you need to watch out for holes in the floor and keep an eye on

the timer!

For young players, FRACTION FEVER helps develop an understanding of what a fraction is. It uses numerical and visual representations to demonstrate relationships between different fractions.

For the whole family, FRACTION FEVER is a terrific pogo-sticking, fraction-hopping good time!



## GETTING STARTED

ATARI,<sup>®</sup> COMMODORE 64<sup>™</sup> and IBM<sup>®</sup>

1. Turn off the computer.
2. Put the cartridge in the cartridge slot  
(If you are using an Atari 800  
computer, place the cartridge in the  
left hand slot.)
3. Turn the computer on. The opening  
title will shortly appear on the screen.

**NOTE: TURN OFF THE COMPUTER  
BEFORE REMOVING THE CARTRIDGE**



## HOW TO PLAY

### OBJECT OF THE GAME

Ride the Fraction Elevators up to the twentieth floor while getting as many points as you can. Score points by knocking out incorrect fraction-pictures. Move up floors by finding the fraction that matches the picture at the top of the screen and riding the Fraction Elevator up.

### HOW TO HOP ON YOUR POGO STICK:

- JOYSTICKS (ATARI, IBM and COMMODORE 64 COMPUTERS)

Use the joystick to hop left, right and to jump over holes.

Press the joystick button to eliminate incorrect fractions and ride the Fraction Elevators to higher floors.

- KEYBOARD (ATARI and COMMODORE 64 COMPUTERS)

Use the **J** key to move left.

Press the **L** key to move right.

Use the **I** key to jump.



Use the space bar to eliminate the incorrect fraction-pictures and to ride the Fraction Elevators to higher floors.

- KEYBOARD (IBM computer)

Use the **←** to move left.

Press the **→** to move right.

Use the **↑** to jump over holes. Use the space bar to eliminate the incorrect fraction-pictures and to ride the Fraction Elevators to higher floors.

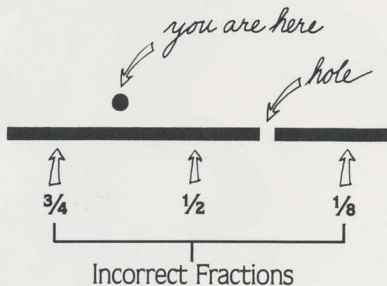




## HOW TO FIND THE FRACTION ELEVATORS

- Look at the whole floor shown in the radar at the bottom of the screen.
- Locate the fraction along the floor. For example, if the Elevator Fraction for a floor is  $\frac{1}{2}$ , you will find it halfway along the floor.

- You and your pogo stick are shown on the radar as a dot just above the floor.



- ATARI RADAR

The floor you are on is shown on the bottom of the screen.

Press **F** to see all twenty floors and to see what floor you're on.

Press **F** again to return to the game.

- COMMODORE 64 and IBM RADAR



Three numbered floors are shown at all times at the bottom of the screen. You and your pogo stick are displayed on the middle floor.

## HOW TO SCORE POINTS

- Get rid of the incorrect fraction-pictures for the floor you are on.
- Once you get to the top floor, you'll score more points!

## HELPFUL HINTS

- Build up enough speed to jump across holes. (The faster you go, the further you can jump!)
- Keep an eye on the timer. If you don't find the elevator before the time gets to 0, it will leave without you.
- If an elevator leaves without you, make a hole, jump down a floor and try again.
- Be careful when jumping over holes. If you fall off the end of the floor or through holes 10 times, the game will end.
- Use the radar to see where the holes are and to plan your strategy.



**FRACTION  
FEVER™**  
Proof of Purchase

The author of FRACTION  
FEVER, Tom Snyder, is a  
teacher and president of **Tom  
Snyder Productions, Inc.**, a  
leading developer of educational games.

This software product is copyrighted and all rights are reserved by Spinnaker Software Corporation. The distribution and sale of this product are intended for the use of the original purchaser only and for use only on the computer system specified. Lawful users of this program are hereby licensed only to read the program from its medium into memory of a computer for the purpose of executing this program. Copying, duplicating, selling or otherwise distributing this product is hereby expressly forbidden.

ATARI and IBM are registered trademarks of Atari, Inc., International Business Machines Corp. respectively. Commodore 64 is a trademark of Commodore Electronics, Ltd.

FRACTION FEVER computer program is a trademark of Spinnaker Software Corp.



# NOTE TO COLECO VISION PLAYERS

## LOADING PROCEDURE

1. Turn off the Coleco Vision unit.
2. Put the cartridge in the cartridge slot.
3. Turn OFF/ON switch to ON.

NOTE: Always make sure the Coleco Vision unit is off before removing the cartridge.

## FRACTION FEVER™ GAME INSTRUCTIONS

### How to Hop on Your Pogo Stick:

- Use the control stick to move left and right.
- Push the control stick up to jump over holes.
- Press the side buttons to eliminate the incorrect fraction picture and to ride the Fraction Elevators to higher floors.

### Coleco Vision Radar

Three numbered floors are shown at all times at the bottom of the screen. You and your pogo stick are displayed on the middle floor.