

Castlevania  
**Dracula X**

INSTRUCTION BOOKLET

CASTLEVANIA® is a registered trademark of Konami (America) Inc.  
CASTLEVANIA DRACULA X™ is a trademark of Konami (America) Inc.  
Konami® is a registered trademark of Konami Co. Ltd.  
©1995 Konami (America) Inc. All Rights Reserved.

KONAMI (AMERICA) INC.  
900 DEERFIELD PARKWAY  
BUFFALO GROVE, IL 60089-4510  
(708) 215-5111



**SUPER NINTENDO**  
ENTERTAINMENT SYSTEM



WARNING: PLEASE READ THE ENCLOSED CONSUMER INFORMATION AND PRECAUTIONS BOOKLET CAREFULLY BEFORE USING YOUR NINTENDO® HARDWARE SYSTEM OR GAME PAK.

THIS PRODUCT HAS BEEN RATED BY THE ENTERTAINMENT SOFTWARE RATING BOARD. FOR INFORMATION ABOUT THE ESRB RATING, OR TO COMMENT ABOUT THE APPROPRIATENESS OF THE RATING, PLEASE CONTACT THE ESRB AT 1-800-771-3772.



LICENSED BY

**Nintendo**

NINTENDO, SUPER NINTENDO ENTERTAINMENT SYSTEM AND THE OFFICIAL SEALS ARE REGISTERED TRADEMARKS OF NINTENDO OF AMERICA INC. ©1991 NINTENDO OF AMERICA INC.

THIS OFFICIAL SEAL IS YOUR ASSURANCE THAT NINTENDO HAS APPROVED THE QUALITY OF THIS PRODUCT. ALWAYS LOOK FOR THIS SEAL WHEN BUYING GAMES AND ACCESSORIES TO ENSURE COMPLETE COMPATIBILITY. ALL NINTENDO PRODUCTS ARE LICENSED BY SALES FOR USE ONLY WITH OTHER AUTHORIZED PRODUCTS BEARING THE OFFICIAL NINTENDO SEAL OF QUALITY.

# Dracula X



## Contents

- 3... Prologue
- 4... How to Play
- 5... Starting the Game
- 5... Basic Operations
- 6... Game Screen
- 7... Item List
- 8... Character Profiles
- 11... Stages



## How to Play

Rescue Annet and Maria from Dracula's sinister castle, and exterminate the evil Count so his undead minions walk among mortals no more!

- Defeat attacking ghouls with the whip and special weapons to proceed through the game.
- Items appear when you destroy a candle or defeat an opponent. Receiving an item increases your power and enables the use of special weapons, etc. (See *item list*, page 13)
- Stages are divided into several areas. The enemy boss waits in the last area. When the boss is defeated, a mystic sphere appears. The stage is cleared when you get the mystic sphere.
- Life decreases each time a player is damaged. If a player's life runs out, or if he falls into a bottomless pit, etc., the player loses a life.
- As long as you still have at least one player left, you can continue playing from the beginning of the area where you last lost a life. The game ends when you run out of players. Even if the game ends, you can opt to CONTINUE playing from the beginning of the stage in which you were defeated.

## Starting the Game

Insert the game pak into your SNES and turn the power switch on. The Title screen and then the Begin screen will appear.

### Title screen



To select menu items, press the CONTROL PAD up/down, or use the SELECT button. Push the START button to advance to the next screen.

**NEW GAME:** Starts the game.

**PASSWORD:** Moves you to the Password Entry screen.

**OPTION:** Moves you to the Option screen.



## Option

You can change the button arrangement of your controller and the game sound settings at the Option screen.



Press the Control Pad up/down to select an item, and left/right to change the setting.

**CONTROL:** Select from three different types of controller button settings.

**SOUND:** Select stereo or monaural sound.

Push the **START** button to return to the Title screen.

## Password

Each time you clear a stage, or when the game ends, you can get a password code. If you get the Password code by clearing a stage, you will begin at the start of the next uncleared stage. If you get a code when the game ends, you will resume play at the beginning of the stage in which you were defeated.

### Entering a Password



Select the password entry location with the Control Pad. Choose an item with the L or R buttons, and enter with either the A, B, X, or Y buttons. After entering the password, press the **START** button to start the game.

If you want to quit the Password screen, press the **SELECT** button to return to the Title screen.

## Game Operations

This game is for one player only. Properly connect the controller to controller port 1 of your SNES.

### Basic Operations

(based on CONTROL OPTION TYPE A)

Control Pad:

- ←→ Move player;
- ↓ Crouch;
- ↑↓ Climb and descend stairs

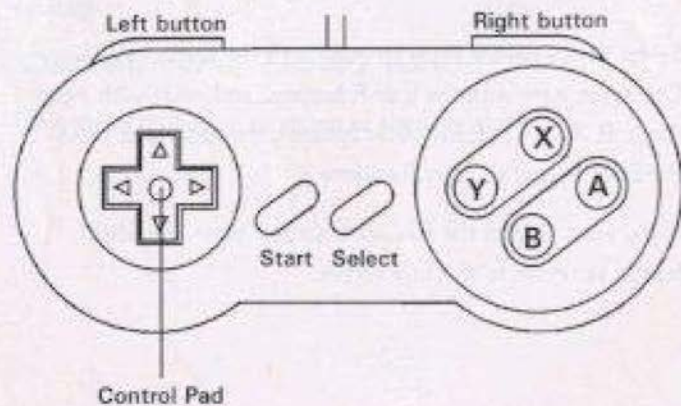
B button: Jump

Y button: Whip attack

Y button+↑: Item attack

X button: Item crash

START: Pause (press again to cancel)



## Techniques

Jump back: Push the B button twice in quick succession.

Jump up stairs: B button + ← or →

Jump off stairs: B button + ↓

All button commands in this manual are written to correspond to the default button arrangement of your controller (A type).

The button arrangement can be changed at the Option screen. (See page 8.)





## Game screen

### During game play



Ⓢ When the heart number display starts flashing on and off, you can use the "item crash".

### When game is paused



## Item List



Items appear when candles are destroyed or opponents are defeated. To use special weapon items, you need to have the appropriate number of hearts.

When you acquire a new special weapon item, you can substitute it for the one you are presently using. Items are lost when you lose a life.

### Normal Items



#### Heart (Small/Large)

Increases the number of times a special weapon can be used.



#### Pendant

Annihilates all minor opponents on screen as soon as you get it.

#### Mystic Sphere

You receive a mystic sphere when you defeat an enemy boss. Restores all of the player's life.



#### 1 Up

Increases the number of lives remaining by one.



#### Food

Restores some of the player's life. Food is hidden inside walls, etc.

#### Transparency Elixir

Makes you invincible for a certain amount of time when taken.



## Sub-Weapon Items

Press Y + button up to use.



Dagger (Heart Consumption: 1)

Extremely quick, but doesn't have a great deal of destructive power.



Axe (Heart Consumption: 1)

Hard to handle, but has devastating power.



Boomerang (Heart Consumption: 1)

Easy to handle and highly effective as well.



Holy Water (Heart Consumption: 3)

Has a wide scope of application, but is not deadly.



Watch (Heart Consumption: 5)

Slows the movement of opponents on screen for a certain amount of time. It is, however, ineffective for some opponents.



Key (Heart Consumption: 0)

Used to open locked doors, but can only be used once.

## Item Crash

Press X button to use.

When you accumulate a certain number of hearts (the heart number display in the upper-right of the screen will start flashing on and off), you can use your special weapon items to put your opponents to eternal rest.

## Character Profiles

### Richter Belmont

Descendent of Simon Belmont and renowned vampire exterminator. Age 19 years. Has a strong sense of justice and unwavering will.



### Annet

Richter's girlfriend. Age 17 years. Was kidnapped by Dracula and is imprisoned somewhere within his evil castle.





## Daria

Younger sister of Annet. Was kidnapped along with Annet, and is imprisoned somewhere within Dracula's castle.



## Dracula

Proprietor of the evil castle and origin of all wickedness in the world. Believed to be about 800 years old. Cruel and heartless, he at the same time possesses refinement and grace that would be expected only of nobility.



## Stages

There are seven stages in all. There are also some hidden stages which you can reach by secret branch routes.

### Stage 1

Burning Town

Boss: Keruberosu



### Stage 2

Gate and Entrance to Evil Castle

Boss: Myotia



### Stage 3

Great Hall

Boss: Dyurahan







### Stage 4

Dungeon

Boss: Minotaurusu



### Stage 5

Courtyard

Boss: Lypuston

### Stage 6

Clock Tower

### Stage 7

Count Dracula

Annet and Maria are held captive somewhere within the evil castle, and are waiting to be rescued. The game ending varies according to which routes you use to clear the stages.

## Foul opposition



Gargoyle




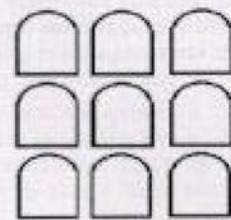







Minotaurusu



Lypuston

Giant Skeleton







## KONAMI (AMERICA) INC. LIMITED WARRANTY

Konami (America) Inc. warrants to the original purchaser of this Konami software product that the medium on which this computer program is recorded is free from defects in materials and workmanship for a period of ninety (90) days from the date of purchase. This Konami software program is sold "as is," without express or implied warranty of any kind, and Konami is not liable for any losses or damages of any kind resulting from use of this program. Konami agrees for a period of ninety (90) days to either repair or replace, at its option, free of charge, any Konami software product, postage paid, with proof of date of purchase, at its Factory Service Center. This warranty is not applicable to normal wear and tear. This warranty shall not be applicable and shall be void if the defect in the Konami software product has arisen through abuse, unreasonable use, mistreatment or neglect. THIS WARRANTY IS IN LIEU OF ALL OTHER WARRANTIES AND NO OTHER REPRESENTATIONS OR CLAIMS OF ANY NATURE SHALL BE BINDING ON OR OBLIGATE KONAMI. ANY IMPLIED WARRANTIES APPLICABLE TO THIS SOFTWARE PRODUCT, INCLUDING WARRANTIES OF MERCHANTABILITY AND FITNESS FOR A PARTICULAR PURPOSE, ARE LIMITED TO THE NINETY (90) DAY PERIOD DESCRIBED ABOVE. IN NO EVENT WILL KONAMI BE LIABLE FOR ANY SPECIAL INCIDENTAL OR CONSEQUENTIAL DAMAGES RESULTING FROM POSSESSION, USE OR MALFUNCTION OF THIS KONAMI SOFTWARE PRODUCT.

Some states do not allow limitations as to how long an implied warranty lasts and/or exclusions or limitations of incidental or consequential damages so the above limitations and/or exclusions of liability may not apply to you. This warranty gives you specific rights, and you may also have other rights which vary from state to state.



## Consumer support

If you feel stuck in the game, or just need a boost, don't worry! You can call the Konami Game Hint and Tip Line for help on this software and all the fine Konami products.

### Konami Game Hint and Tip Line: 1-900-896-HINT (4468)

- 85¢ per minute charge
- \$1.15 per minute support from a game counselor
- Touch tone phone required
- Minors must have parental permission before calling

*Hints are available 24 hours a day. Live support Monday-Friday 8:30 A.M. to 5:00 P.M. CST only. Prices and availability subject to change. U.S. accessibility only.*

If you experience technical problems with your *DRACULA X* game pak, try our Warranty Services number: (708) 215-5111.

Konami (America) Inc.  
900 Deerfield Pkwy.  
Buffalo Grove, IL 60089

## Online Support

Konami is available online from:

**CompuServe:** Click FIND then type `konam1`. We are in the videogame publisher's forum. In addition to reading and sending messages, you can receive press releases, hints, codes and other files.

If you are not already a CompuServe member, you can call CompuServe toll-free at 1-800-524-3388 and ask Representative #374 for your FREE introductory membership and \$15 usage fee credit.

Reach us on the World Wide Web at: [www.konam1.com](http://www.konam1.com)  
E-mail us at: [76004.3530@compuserve.com](mailto:76004.3530@compuserve.com)