



STRATEGIC SIMULATIONS INC.

If you have any questions or problems regarding the program or game, please send a self-addressed, stamped envelope with your question to: *STRATEGIC SIMULATIONS INC, 883 Stierlin Road, Building A-200, Mountain View, CA 94043-1983.*
Or call our Hotline Number: (415) 964-1200 every weekday, 9 to 5 (P.S.T.).


WHEN SUPERPOWERS COLLIDE

Baltic 1985TM ***CORRIDOR TO BERLIN***

The third scenario of the Superpowers series

RULE BOOK SUPPLEMENT

These rules adapt the GERMANY 1985™ system to the special conditions of warfare in the Berlin corridor. If you have not yet played GERMANY 1985, look at that booklet for the basic rules as you play your first game.



STRATEGIC SIMULATIONS INC

TABLE OF CONTENTS

PAGE

INTRODUCTION	1
1.0 PLAYING THE FIRST GAME	1
The Map • Moving the Cursor • Unit Identification	
Moving Units • The Soviet Move	
2.0 MOVEMENT	2
Movement Display • Air Cavalry • Transport Mode • Rivers	
Bridging • Terrain Effects • Special Movement Keys • Smoke	
3.0 MODES	2
4.0 THE ORDER PHASE	2
5.0 ARTILLERY	2
6.0 AIR POWER	2
9.0 REORGANIZATION	2
10.0 HIDDEN UNITS	2
11.0 MINES AND NUCLEAR CONTAMINATION	2
12.0 REINFORCEMENTS	2
13.0 VICTORY	3
Victory Points • Victory Display • End of the Game	
16.0 TACTICS	3
FREQUENTLY USED COMMANDS	3
APPENDIX	4
Terrain Effects Table • Maximum Movement Allowance	
Type vs. Type Table	

INTRODUCTION TO BALTIC 1985

The Soviet Offensive into southern Germany has been halted at the Rhine after bitter fighting. In the Persian Gulf, the battle for the oilfields has paused, as both sides resupply.

Satellite and other Intelligence reports show widespread civil disobedience in Warsaw, Gdansk, and other Polish cities. Some Eastern European units have been classified as unreliable by their Soviet Allies, and Soviet reserves have been sent to suppress the rebellions.

Radio reports from Berlin, breaking through intense Soviet jamming, show that American infantry units, bypassed by the Soviet blitzkrieg into southern Germany, are still holding out in the suburbs of West Berlin.

In the NATO battlefield headquarters, the NATO commander reviews the intelligence reports, meets with his staff, and issues these orders:

NATO units are to drive southeast, seize and hold a corridor to Berlin, linking up with the NATO units holding out there, before the Soviets can bring in their reserves.

At 0400 the next morning, tactical air support fighters and fighter-bombers take off from their airfields. Airborne units drop strategically along the corridor to seize key objectives. NATO main battle tanks and armored personnel carriers roll through the checkpoints and wire fences along the East German border, on the road to Berlin. Operation Baltic has begun.

BALTIC 1985," the third of the "WHEN SUPERPOWERS COLLIDE" scenarios, is a battalion-level simulation of the battle for the Berlin corridor.

The basic rules are given in the GERMANY 1985" rulebook. This supplement gives you the additional rules and changes in effect for this battle only.

If you have not played GERMANY 1985 or RDF 1985", use the GERMANY 1985 rulebook as you play your first game, and note the additions and changes in this supplement.

The rule numbers in this supplement refer to the rule numbers in the GERMANY 1985 booklet.

1. TWO PLAYER	SOLITAIRE	Play against the computer
2. SIDE	NATO RUSSIA	The computer takes the Russian side
3. LEVEL	1 2 3	The hardest level of play
4. HIDDEN	EXPOSED	Enemy units not sighted by your units will not be visible on the map. Computer operated units will remain visible at all times.
5. RESTART GAME		The Soviet side will receive additional reinforcements. If this is your first game, you may want to type 8 to reduce the Soviet strength, and type 7 to increase your own.
6. DEMONSTRATION	NATO	When the level is set a player may decide to change the reinforcement status by hitting '7' or '8'.
7. REINFORCED	RUSSIA	
8. DIVISIONS		

1.0 PLAYING THE FIRST GAME

Follow the game-loading procedure described in GERMANY 1985.

When the game starts, you will be presented with the options shown at the bottom of this page (the highlighted option is in effect).

To change any option, type the number until the option you want is highlighted. When you are ready, press the space bar. The game will begin with the NATO move.

1.1 The Map Scale

Each hexagon on the 39 by 28 hex map represents 3 miles (compared with one mile in Germany 1985.) Weapons ranges, sighting distances and movements are reduced accordingly from those given in GERMANY 1985.

On the screen, you see one sector, or 1/12th of the total map. Sector numbers and letters (1 to 9; A, B, and C) appear on the map.

Terrain

The north German terrain is similar to that in GERMANY 1985, with these additions:



LAKE (Only Air Cavalry can cross)



NATO-HELD OBJECTIVE (See 13.0)

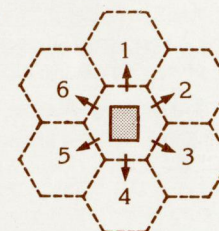


SOVIET-HELD OBJECTIVE (See 13.0)

Urban and town replace town and village, respectively.

1.2 Moving the Cursor

To move the blinking cursor around the map, use the COMMAND keys shown in the diagram at right:



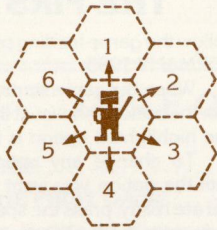
1.3 Unit Identification

In BALTIC 1985 the NATO player has one additional unit type:

NATO & PARATROOP INFANTRY

1.4 Moving Units

Press **ESCAPE** (**C-64: f1**) to find your first unit, and to enter its **MOVEMENT PHASE**. Move the unit with the **COMMAND** keys, shown at right:



When you have moved your last unit, the cursor on the screen will blink. Type **c/E** (**CONTROL** and **E**), and then type **E** to end your move.

1.5 The Soviet Move

The computer will move all the Soviet units one by one. During the Soviet move, you can stop the computer by typing **ESCAPE** (**C-64: f1**). Start movement again with the **SPACE BAR**.

When the cursor blinks again, the Soviet move is finished. Type **ESCAPE** (**C-64: f1**) to start your second move.

2.0 MOVEMENT

2.1 Movement Display

The movement display in **BALTIC 1985** shows the word **SMOKE**: if it is highlighted, the unit is in a smoke-filled hex. **MN** (Mine) and **NC** (Nuclear Contamination) do not appear, because they play no part in this scenario.

2.5 Air Cavalry

AIR CAVALRY units cannot enter enemy-owned town, urban or objective hexes.

2.6 Transport Mode

- **INFANTRY UNITS** cannot change to **TRANSPORT** mode.
- Units in **TRANSPORT** mode cannot enter enemy-owned urban, town or objective hexes.

2.8 Rivers

Regular units can cross a river in **RIVER** mode. **AIR CAVALRY** can cross a river in any mode.

2.9 Bridging

No bridging is needed in this scenario. **ENGINEER** units can change to **RIVER** mode more easily than other units, but otherwise have no special functions.

2.10 Terrain Effects

See the **Terrain Effects Table** in the Appendix.

2.11 Special Movement Keys

c/L does not function in this scenario.

2.12 Smoke

SMOKE FILLED hexes cost an extra movement point to enter.

3.0 MODES

- **INFANTRY** units cannot change to **TRANSPORT** mode
- **ENGINEER** units can change to **REORGANIZE** mode
- Changing to **RIVER** mode costs regular units twice the movement points it did in **GERMANY 1985**. **ENGINEER** units can change to **RIVER** mode at a cost half that of regular units, giving them the ability to cross rivers more rapidly than other units.

4.0 THE ORDER PHASE

Orders are given exactly as in **GERMANY 1985**.

5.0 ARTILLERY

Artillery ranges in hexes have been reduced from **GERMANY 1985**, since the map scale is greater.

6.0 AIR POWER

Air Power rules are the same as in **GERMANY 1985**.

- The side with air superiority has a possible maximum of five air strikes per turn.
- The **NATO** player has air superiority for the first two turns.

9.0 REORGANIZATION

ENGINEER units may reorganize.

10.0 HIDDEN UNITS

All units are **EXPOSED** when they first appear on the map. Hide each of your units by typing **c/H** during its movement phase. If you are playing **SOLITAIRE**, and you have chosen the **HIDDEN** option, the computer will automatically hide enemy units when they move.

11.0 MINES AND NUCLEAR CONTAMINATION

Mines and nuclear contamination play no part in this scenario.

12.0 REINFORCEMENTS

Reinforcements arrive at the times and places shown on the **REINFORCEMENT SCHEDULE**.

13.0 VICTORY

13.1 Victory Points

The **NATO PLAYER** receives:

- 1/2 point per turn for each objective held
- 1/2 point for each Soviet unit eliminated

The **SOVIET PLAYER** receives:

- 1 point per turn for each objective held
- 1 point for each **NATO** unit eliminated

Note: An objective hex is held by the side whose unit last entered the hex. (Or originally was held by the player.)

13.2 The Victory Display

To see the display of Victory Points earned by each side, type **c/V** (**control** and **V**) at any time during your turn. (Players can also see the **VICTORY DISPLAY** during **SOLITAIRE** games when the computer is moving enemy units.)

13.3 End of the Game

BALTIC 1985 ends automatically after turn 15, 16 or 17, at the option of the computer. The computer will compare victory points and declare a winner.

16.0 TACTICS

- The **NATO** player must move quickly to take advantage of his initial air superiority and numbers. The Russian player starts with no spare air superiority points and it will be several turns before the **NATO** player can be challenged in the air.
- Keep divisions together. Protect, and, whenever possible, hide headquarters units in the rear. Use the **D** key frequently to check the location of divisional units.
- Withdraw, hide and reorganize weakened units. They will be needed later in the scenario, when Soviet reinforcements arrive, and their loss costs victory points.
- Hide units whenever possible. The computer can't see you, and ambushes are an effective tactic.
- Take and hold onto objectives. You receive Victory Points each turn they are held.
- Prepare attacks carefully. Use a few selected units to attack and defend, with numerous supporting units and headquarters nearby.

- Air Superiority is crucial, not just for supporting air strikes, but because enemy air superiority hinders your movement. Use **c/A** each turn to check your air power status, and allot points for future superiority.

FREQUENTLY USED COMMANDS

Movement Phase Commands

- O** Give orders to unit
- C** Change mode of unit
- L** Look at other unmoved units in that division
- Q** Leave unit where it is
- D** Highlight & blink all units of a division
- P** (**APPLE** only)

Show entire map, with these symbols:

NATO Unit □

Soviet Unit ■

(Enemy **HIDDEN** units will not appear. Friendly **HIDDEN** units do appear on the strategic screen. Moving unit blinks.)

- c/H** Hide unit
- c/C** Attack adjacent unit
- c/A** Show air power display
- c/V** Show victory points

ESCAPE (**C-64: f1**) Exit movement phase

Commands when cursor is blinking

- S** (Followed by map sector number or letter) Show that sector of map

SPACE BAR Return to game play

c/E End turn

Commands during computer move (Solitaire game)

- c/P** Turn combat pause on/off (See 14.0)
- c/V** Show victory display
- ← (**C-64: f5**) Speed up computer move
- (**C-64: f7**) Slow down computer move

SPACE BAR Resume paused computer move

(See 2.11 and 14.0 in **GERMANY 1985** for other commands.)

APPENDIX

TERRAIN EFFECTS TABLE

TERRAIN	MOVEMENT	SIGHTING	COMBAT
OPEN	2	4	0
L. ROUGH	3	3	2
ROUGH	4	2	3
FOREST	3	2	2
TOWN	3	3	2
URBAN	4	2	4
OBJECT.	3	2	3
LAKE	3	4	0

MAXIMUM MOVEMENT ALLOWANCES

NATO		SOVIET	
TANK	18	TANK	18
SPG	14	BMP	18
APC	18	ARTY	12
AIRCAV	22	KATSH	12
INFAN	12	INFAN	12
ENG	14	ENG	14

SECTOR NUMBERS

1-B	2	4	0
C	4	2	4

NOTE: SECTOR NUMBERS 1-B are treated as OPEN hexes for all purposes; SECTOR NUMBER C is treated as an URBAN hex.

TYPE VS. TYPE TABLE

SOVIET UNITS VS. NATO INFANTRY

TANK	- 3
BMP	- 2
ARTLY	- 10
KATSH	- 10
INF.	- 2
ENG	- 2



	SOVIET TANK	BMP	ARTLY	KATSH	INF	ENG
NATO INFANTRY VS.	2	2	4	4	1	1

NATO UNITS VS. SOVIET INFANTRY

TANK	- 1
SPG	- 5
APC	1
AIRCAV	- 5
INFAN	1
ENG	1



	NATO TANK	SPG	APC	AIRCAV	INFAN	ENG
SOVIET INFANTRY VS.	0	3	0	3	- 2	- 1

LIMITED WARRANTY

Strategic Simulations, Inc. ("SSI") warrants that the diskette on which the enclosed program is recorded will be free from defects in materials and workmanship for a period of 30 days from the date of purchase. If within 30 days of purchase the diskette proves defective in any way, you may return it to Strategic Simulations, Inc., 883 Stierlin Road, Building A-200, Mountain View, CA 94043-1983 and SSI will replace it free of charge. In addition, if the diskette proves defective at any time after the first 30 days, return the diskette to SSI and SSI will replace it for a charge of \$10.00. Please allow about four weeks for delivery.

SSI MAKES NO WARRANTIES, EITHER EXPRESS OR IMPLIED, WITH RESPECT TO THE SOFTWARE PROGRAM RECORDED ON THE DISKETTE OR THE GAME DESCRIBED IN THIS RULE BOOK, THEIR QUALITY, PERFORMANCE, MERCHANTABILITY OR FITNESS FOR ANY PARTICULAR PURPOSE. THE PROGRAM AND GAME ARE SOLD "AS IS." THE ENTIRE RISK AS TO THEIR QUALITY AND PERFORMANCE IS WITH THE BUYER. IN NO EVENT WILL SSI BE LIABLE FOR DIRECT, INDIRECT, INCIDENTAL, OR CONSEQUENTIAL DAMAGES RESULTING FROM ANY DEFECT IN THE PROGRAM OR GAME EVEN IF SSI HAS BEEN ADVISED OF THE POSSIBILITY OF SUCH DAMAGES. (SOME STATES DO NOT ALLOW THE EXCLUSION OR LIMITATION OF IMPLIED WARRANTIES OR LIABILITY FOR INCIDENTAL OR CONSEQUENTIAL DAMAGES, SO THE ABOVE LIMITATION OR EXCLUSION MAY NOT APPLY TO YOU.)

The enclosed software program and this Rule Book are copyrighted. All rights are reserved. This Rule Book may not be copied, photographed, reproduced, or translated or reduced to any electrical medium or machine-readable form, in whole or in part, without prior written consent from SSI. The program accompanying this Rule Book may be copied, by the original purchaser only, as necessary for use on the computer for which it was purchased.

© 1984 by Strategic Simulations, Inc.
All Rights Reserved.

CREDITS

Game Design and Programming
Roger Keating

Game Development
Phillip Bradley

Customized Disk Operating System
Keating Computer Services P/L

Art & Graphic Design
Louis Hsu Saekow, Kathryn Lee & William Carman

Rulebook Revision
David Siefkin

Typesetting
Abra Type

Printing
A&a Printers and Lithographers