

# ATARI 8-BIT COMPUTERS

## FREQUENTLY ASKED QUESTIONS



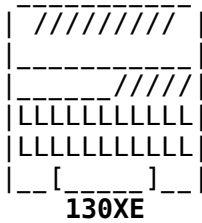
(c) 1992-2021 by Michael D. CURRENT  
and others where noted  
Downloaded from [www.atari800x1.eu](http://www.atari800x1.eu)  
Jun 28, 2021 - PDF - A4 Format



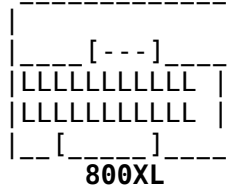
Last-modified: **June 28, 2021**

Welcome to the comp.sys.atari.8bit newsgroup!

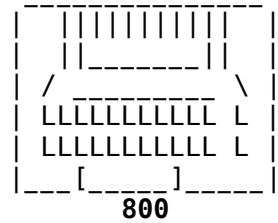
## Atari 8-Bit Computers Frequently Asked Questions List



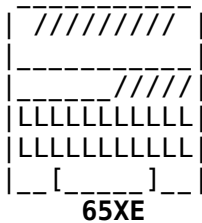
**130XE**



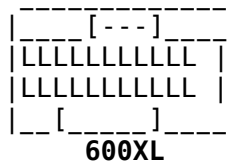
**800XL**



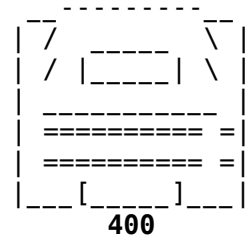
**800**



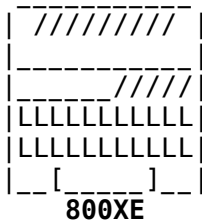
**65XE**



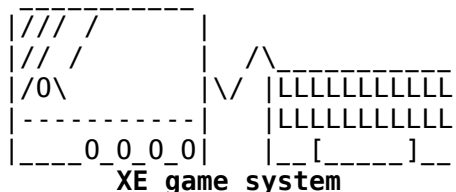
**600XL**



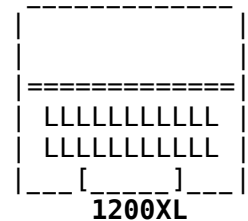
**400**



**800XE**



**XE game system**



**1200XL**

Additions/suggestions/comments/corrections are needed! Please send to:

Michael Current, [michael@mcurrent.name](mailto:michael@mcurrent.name)

Copyright © 1992-2021 by Michael D. Current, and others where noted. Feel free to reproduce this file, in whole or in part, so long as the content of that portion reproduced is not modified, and so long as credit is given to this FAQ list or its Maintainer, or the author of that section reproduced when given.

This document is in a constant state of development and comes with no guarantees. If you see any problems, I need to hear from you!

Special thanks to Laurent Delsarte for his numerous suggestions / comments / corrections for this FAQ list over many years.

The latest version of this document is irregularly posted to these Usenet newsgroups: comp.sys.atari.8bit, comp.answers, news.answers

It is also kept at: <https://mcurrent.name/atari-8-bit/faq.txt>

Enhanced versions (Text, A4 PDF, US Letter PDF): <http://www.atari800xl.eu/>

You may also request my latest working version at: [michael@mcurrent.name](mailto:michael@mcurrent.name)

# Updates since previous posting

---

- 2021.06.28 6.12 Byrd revisit
- 2021.06.28 3.1.2 added TIC-600
- 2021.06.26 6.1.4 SIO2MIDI project
- 2021.06.26 6.12 MPC Peripherals Corp. / Microtek revisit (same company)
- 2021.06.26 11.1 MPC Peripherals Corp. AT-DISK
- 2021.06.26 4.6 Addcom Electronics Printer Interface
- 2021.06.26 5.2 Microconnection models revisit
- 2021.06.26 4.6 CMC Easy I/O and LP/800
- 2021.06.26 3.2.7 8" interface standard and the Microlink Floppy Disk System
- 2021.06.21 3.3.4 3.3.5 6.12 Jonathan Halliday firmware and APT update
- 2021.06.07 1.1 Heavy revisit for additional market and product context
- 2021.06.07 3.1.1 button labels for XC11 and XC12; note 410 w/o Pause button
- 2021.06.06 11.1 completed revisit of press releases through 1982
- 2021.06.02 11.1 AIMS/AtariEd/Atari Learning Systems revisit
- 2021.06.01 11.1 Computers: Expressway to Tomorrow revisit
- 2021.06.01 11.1 Added some pre- 8-bit Atari history, thanks Laurent Delsarte
  
- 2021.05.31 11.1 Lucasfilm May 8 1984 event revisit
- 2021.05.27 11.1 400/800 French launch add'l details, thanks Laurent Delsarte
- 2021.05.21 11.1 MUCH work using recent Savetz interview w Linda Brownstein
- 2021.05.09 1.3 2.3 Peritel 800 variation, thanks Laurent Delsarte
- 2021.05.03 8.16 FoReM MPP BBS details added
- 2021.05.01 11.1 Jinks, Dark Chambers credits
  
- 2021.04.30 7.3.4 OSS CP/A 1.0 verified
- 2021.04.30 6.12 576k Atari 130XE Battery Backed Up RAMDISK by Stephen Carden
- 2021.04.25 11.1 Customer Service / Consumer Product Service extensive revisit
- 2021.04.07 7.3.1 7.3.4 DOS I and CP/A links to Apple DOS and CP/A for Apple II
- 2021.04.07 11.1 Mike Lorenzen
- 2021.04.04 11.1 Atari CPS beginnings
- 2021.04.03 11.1 standardize references to CDC and PDI, thanks Laurent Delsarte
  
- 2021.03.30 11.1 Atari Logo release date and award
- 2021.03.30 Several typos, thanks Laurent Delsarte
- 2021.03.26 11.1 1987 Eastern Bloc sales stats
- 2021.03.24 3.2.2 Hyper Drive and Lazer Drive relation
- 2021.03.20 6.12 SRAM Module 64KB 2019 and 2020 versions by Lotharek
- 2021.03.20 6.10 several modern projects added
- 2021.03.20 6.12 Atari Static RAM project by tOri
- 2021.03.19 6.12 512 KiB SRAM expansions by BigBen and Hias sorted out
- 2021.03.17 6.12 128k SRam memory substitute by Bernd Herale

# To do? list

---

- Finish building complete parallel interface list
- Build complete RS-232 interface list
  - THIS INFO TO MOVE TO NEW RS-232 INTERFACE SECTION:
  - (Datatari / Multi-Viewterm by Miracle Technology, later by Gralin International, used to access Prestel online service in the UK; DATARI will open up the full world of VIEWDATA systems including PRESTEL, TELECOM GOLD and others.
  - Datatari RS-232 interface, software by Matthew Jones hardware also supported by the Communications module of Mini Office II by Database Software (1987)
  - Digital Devices U-Call Model A
- SIO bus - move info from 1.17 to its own section
- Atari Cartridge
  - Diagnostic cartridges, eg Star Raiders, Basketball
  - In his Antic Podcast interview, Crane calls bit 7 of the option byte: The "Al Miller bit"
- Boot cartridge/disk/cassette formats
- DOS 2 binary file format
- Commercial telecommunications programs
- Programs supporting Axlon or Mosaic banked memory
  - Axlon list: OmniWriter,
  - Mosaic list: RAMbrandt
- How can I run CP/M on the Atari?
  - Note: SDX 4.46+ can read Indus CP/M disks
- RAM cartridges
  - Persistent RAM by Intra-Tech Computer Products
    - <http://atariage.com/forums/topic/287343-the-persistent-ram-cartridge/>
  - <https://retrogames.cl/mcturbosoft.html>
  - [http://atarionline.pl/forum/comments.php?DiscussionID=5337&page=1#Item\\_0](http://atarionline.pl/forum/comments.php?DiscussionID=5337&page=1#Item_0)
  - <https://atariage.com/forums/topic/311971-cartridge-ram/>

# Table of contents

---

1) Computers & Custom chipsets .....	13
1.1) What is an Atari 8-bit computer?.....	14
1.2) What is the Atari 400?.....	22
1.3) What is the Atari 800?.....	24
1.4) What is the Atari 1200XL?.....	26
1.5) What is the Atari 600XL?.....	29
1.6) What is the Atari 800XL?.....	31
1.7) What is the Atari 65XE?.....	34
1.8) What is the Atari 130XE?.....	36
1.9) What is the Atari XE game system? .....	39
1.10) What is the Atari 800XE?.....	42
1.11) What were the Atari 1400XL, 1450XLD, 65XEP, and 65XEM? .....	44
1.12) What are SALLY, ANTIC, CTIA/GTIA/FGTIA, POKEY, and FREDDIE? .....	45
1.12.1) 6502/SALLY microprocessor .....	45
1.12.2) ANTIC.....	46
1.12.3) CTIA/GTIA/FGTIA .....	48
1.12.4) POKEY .....	49
1.12.5) FREDDIE.....	50
1.12.6) 6520 PIA.....	51
1.12.7) Hardware manuals from Atari.....	51
1.13) What is the internal hardware arrangement of the 8-bit Atari? .....	52
1.14) What is the Atari memory map and how is banked memory managed? .....	53
1.15) What are the pinouts for the various connectors on the Atari? .....	58
1.16) Who designed the Atari 8-bit computers? .....	70
1.17) How do I use my Atari computer system?.....	72
2) Monitors & Video.....	75
2.1) What are analog TV broadcasting systems and composite video? .....	76
2.2) What kinds of TVs can display my Atari's RF output signal?.....	78
2.3) What kinds of computer monitors can I use with my Atari? .....	80
2.4) What were the Atari XC1411 and XM128 Monitors? .....	84
2.5) What are composite video artifact colors, or artifacts? .....	84
2.6) What is HDTV display lag? .....	86
3) Mass storage .....	87

3.1) Tape recorders .....	88
3.1.1) What are the Atari 410, 1010, XC11, & XC12 Program Recorders?.....	88
3.1.2) What other cassette recorders can I use with my Atari?.....	92
3.1.3) What speed upgrades are there for Atari program recorders?.....	95
3.2) Floppy disk drives .....	97
3.2.1) What is the Atari 810 Floppy Disk Drive?.....	97
3.2.2) What is the Atari 1050 Floppy Disk Drive?.....	104
3.2.3) What is the Atari XF551 Floppy Disk Drive?.....	112
3.2.4) What were the Atari 815, XF521, and XF351 Floppy Disk Drives?.....	117
3.2.5) What other floppy disk drives were designed for my Atari? .....	118
3.2.6) What is the Percom configuration block? .....	125
3.2.7) Can I use an industry standard floppy disk drive?.....	126
3.2.8) Can I use modern storage media as emulated floppy drives?.....	129
3.3) Hard disks & other storage .....	134
3.3.1) What is the Corvus disk system?.....	134
3.3.2) Can I use an ST506 interface hard disk (MFM or RLL)?.....	136
3.3.3) Can I use a SASI or SCSI interface hard disk?.....	136
3.3.4) Can I use an IDE / CompactFlash device as a high-capacity drive?.....	139
3.3.5) Can I use an SD card as a high-capacity disk drive?.....	145
<b>4) Printers .....</b>	<b>147</b>
4.1) What are the Atari 820, 822, and 825 Printers? .....	148
4.1.1) Atari 820 Printer.....	148
4.1.2) Atari 822 Thermal Printer.....	149
4.1.3) Atari 825 80-Column Printer .....	149
4.2) What are the Atari 1020, 1025, 1027, and 1029 Printers? .....	151
4.2.1) Atari 1020 Color Printer .....	151
4.2.2) Atari 1025 80-Column Printer .....	152
4.2.3) Atari 1027 Letter Quality Printer.....	153
4.2.4) Atari 1029 Programmable Printer.....	153
4.3) What are the Atari XMM801 and XDM121 Printers?.....	154
4.3.1) Atari XMM801 Dot-Matrix Graphics Printer.....	154
4.3.2) Atari XDM121 Letter-Quality Daisy-Wheel Printer.....	155
4.4) What were the Atari XTM201 and XTC201 Printers?.....	156
4.5) What other printers were designed for my Atari? .....	156
4.6) Can I use a Centronics or IBM parallel interface printer?.....	159
4.7) How can my Atari utilize my other computer's printer?.....	166
<b>5) Modems &amp; Networking.....</b>	<b>169</b>
5.1) What are the Atari 830, 835, 1030, XM301, and SX212 Modems? .....	170
5.1.1) Atari 830 Acoustic Modem.....	172

5.1.2) Atari 835 Direct-Connect Modem.....	173
5.1.3) Atari 1030 Direct-Connect Modem.....	173
5.1.4) Atari XM301 Modem.....	174
5.1.5) Atari SX212 Modem.....	175
5.2) What other modems can I use with my Atari?.....	176
5.3) What should I know about using fast modems with the Atari? .....	180
5.4) Can I put together a local area network of Atari computers?.....	182
<b>6) Interfaces, hardware upgrades &amp; accessories .....</b>	<b>185</b>
6.1) Interfaces.....	186
6.1.1) What is the Atari 850 Interface Module?.....	186
6.1.2) What is the Atari XEP80 Interface Module?.....	190
6.1.3) How do I transfer files between computers by null modem cable?.....	192
6.1.4) What MIDI interfaces are there for the Atari? .....	193
6.1.5) Can I use a USB device with my Atari? .....	196
6.1.6) Can I connect my Atari to an Ethernet network?.....	197
6.1.7) Can my Atari utilize my other computer's devices by cable? .....	198
6.1.8) Can my Atari utilize my other computer's devices by Bluetooth?.....	204
6.1.9) Can my Atari utilize my other computer's devices over WiFi? .....	206
6.2) What are the power requirements for my Atari components?.....	207
6.2.1) USA/Canada (Input: 120V AC / 60 Hz) .....	209
6.2.2) United Kingdom (Input: 240V AC / 50 Hz) .....	217
6.2.3) Europe (Input: 220V AC / 50 Hz) .....	219
6.2.4) More Info.....	225
6.3) What accessories/controllers did Atari make for their computers?.....	225
6.4) What Kits/Add-A-Paks did Atari make for their 8-bit computers?.....	231
6.5) What graphics tablets were produced for the Atari?.....	234
6.6) What light pens were produced for the Atari?.....	236
6.7) What light guns were produced for the Atari?.....	237
6.8) What voice/speech synthesis hardware is there for the Atari?.....	237
6.9) What sound digitizers/samplers were produced for the Atari?.....	239
6.10) What sound upgrades (stereo, 8-bit PCM, others) are there? .....	242
6.11) What graphics enhancements are there for the Atari? .....	245
6.12) What types of memory upgrades are there for the Atari?.....	246
6.12.1) 400/800 Memory Upgrades.....	247
6.12.2) XL/XE Memory Upgrades .....	253
6.13) What personality boards were produced for the Atari 800?.....	265
6.14) What were the Atari CP/M Module and 1090 XL Expansion System? .....	267
<b>7) OS, BASIC, DOS, GUIs, Modem handlers.....</b>	<b>269</b>



7.1) OS .....	270
7.1.1) What is the Atari Operating System?.....	270
7.1.2) What modified versions of the Atari OS were released? .....	275
7.1.3) What is the ATASCII (Atari ASCII) encoding standard? .....	284
7.1.4) How is the Input/Output subsystem of the Atari OS organized?.....	285
7.1.5) What is attract mode?.....	287
7.1.6) What is the Atari cassette utilization/filesystem?.....	288
7.1.7) What programs run only on the 400/800 (not the XL/XE) and why?.....	289
7.1.8) Why do some programs run only on the XL/XE (not the 400/800)?.....	290
7.1.9) Can I run older programs using the Atari Translator?.....	291
7.1.10) How can software detect NTSC versus PAL/SECAM computer types?.....	292
7.2) BASIC .....	293
7.2.1) What is Atari BASIC?.....	293
7.2.2) How do I load/run or save an Atari BASIC program on cassette?.....	295
7.3) DOS .....	296
7.3.1) What is Atari DOS, and what versions did Atari release?.....	296
7.3.2) What are RealDOS, SpartaDOS X, and XDOS? .....	308
7.3.3) What are MyPicoDOS, Micro-SpartaDOS, and LiteDOS? .....	311
7.3.4) What other 3 <sup>rd</sup> party DOS versions were released for the Atari?.....	314
7.3.5) What should I know about filenames and filename extensions? .....	331
7.3.6) What Atari programs can use MS-DOS 5.25" or 3.5" diskettes? .....	334
7.4) Are there Graphical User Interfaces (GUIs) for the Atari? .....	336
7.5) What should I know about R: and T: modem device handlers?.....	339
7.5.1) R: modem device handler on 850 Interface ROM .....	339
7.5.2) R: modem device handlers for MPP-1000C, MPP-1000E, Supra 300AT, or Volksmodem VM1 with F Cable.....	340
7.5.3) R: modem device handlers for Supra 1200AT .....	341
7.5.4) T: modem device handler on 1030 Modem ROM.....	341
7.5.5) T: modem device handlers for both 835/1030 (& XM301) and 850-based Modems.....	342
7.5.6) T: modem device handlers for the 1030/XM301 Modems .....	342
7.5.7) T: modem device handlers for the 835/1030/XM301 Modems.....	342
7.5.8) R: modem device handlers for both 850-based and 835/1030/XM301 Modems .....	342
7.5.9) R: modem device handlers for the 1030/XM301 Modems.....	343
7.5.10) R: modem device handlers for the 835/1030/XM301 Modems.....	343
7.5.11) R: modem device handlers for the R-Verter/SupraVerter Modem Adapter (SIO) .....	343
7.5.12) R: modem device handler for the Datatari serial interface cable.....	343
7.5.13) R: modem device handlers for the SX212 Modem connected via SIO.....	344
7.5.14) R: modem device handlers for the ATR8000 interface by SWP .....	344
7.5.15) R: modem device handlers for the Multi I/O board (MIO) by ICD .....	344
7.5.16) R: modem device handlers for the Black Box interface by CSS.....	345
<b>8) Software.....</b>	<b>347</b>

8.1) How may a program behave on NTSC / PAL / SECAM computer versions? .....	348
8.1.1) The program may run faster or slower than intended .....	348
8.1.2) The program may exhibit some sort of "screen flickering" effect.....	349
8.1.3) The system may crash.....	349
8.1.4) The colors displayed by the program are not what was intended.....	350
8.1.5) The program may explicitly refuse to run on incorrect hardware .....	350
8.1.6) The program may not load correctly at all .....	350
8.1.7) The program may run fine on both NTSC and PAL/SECAM machines.....	351
8.1.8) Bottom line .....	351
8.2) What programming languages are available for the Atari? .....	351
8.2.1) ASSEMBLER.....	354
8.2.2) BASIC .....	359
8.2.3) C.....	362
8.2.4) PASCAL .....	365
8.2.5) LISP.....	365
8.2.6) FORTH .....	366
8.2.7) PILOT .....	369
8.2.8) LOGO.....	369
8.2.9) All the rest.....	369
8.3) What cartridges were released for the Right Slot of the 800?.....	371
8.4) What games support 4 or more simultaneous players?.....	371
8.4.1) 4 joystick head-to-head play .....	371
8.4.2) 4 paddle head-to-head play .....	372
8.4.3) 4 players on all machines, using special 4-button keypad controllers .....	373
8.4.4) Multi-joystick games, using extra hardware called Quadrotron.....	373
8.4.5) Multi-joystick games, using extra hardware called Multijoy.....	373
8.5) What programs use a light pen or a light gun?.....	375
8.5.1) Programs designed for a light gun .....	375
8.5.2) Programs designed for a light pen .....	376
8.6) What programs are designed for a true trackball controller? .....	377
8.7) What programs are designed to work with a mouse? .....	378
8.7.1) Atari STM1 Mouse or compatible .....	378
8.7.2) Zobian Controls RAT (which never shipped).....	380
8.7.3) Zobian Controls SuperRAT (which never shipped).....	380
8.7.4) Amiga mouse.....	381
8.7.5) Commodore 1351 mouse .....	381
8.8) What programs use paddle controllers? .....	381
8.9) What programs include CX85 Numerical Keypad support?.....	384
8.10) What programs use: Touch Tablet or KoalaPad/Animation Station? .....	385
8.10.1) Atari Touch Tablet.....	386
8.10.2) KoalaPad/Animation Station.....	387

8.11) What games support online action via modem?.....	388
8.12) What programs support Atari computer networking? .....	388
8.13) What programs use Keyboard Controllers? .....	389
8.14) What programs use Driving Controllers? .....	389
8.15) What non-commercial telecommunications programs are there? .....	389
8.16) What programs can I use to host a BBS on the Atari?.....	397
8.17) What Internet applications are there for the Atari? .....	404
<b>9) File formats &amp; Copy .....</b>	<b>407</b>
9.1) What file formats for entire disks / tapes / cartridges are there?.....	408
<b>10) For other computers.....</b>	<b>411</b>
10.1) How can my PC's internal floppy disk drive use Atari diskettes? .....	412
10.2) How can my PC with USB floppy disk drive use Atari diskettes?.....	415
10.3) How can my PC use my Atari disk drive? .....	417
<b>11) What is the history of Atari's 8-bit computers platform?.....</b>	<b>419</b>
Vocabulary .....	421
1972 .....	422
1975 .....	422
1976 .....	422
1977 .....	423
1978 .....	425
1979 .....	428
1980 .....	435
1981 .....	442
1982 .....	456
1983 .....	472
1984 .....	493
1985 .....	506
1986 .....	511
1987 .....	514
1988 .....	517
1989 .....	519
1990 .....	520
1991 .....	521
1992 .....	521

1993.....	522
1994.....	522
1996.....	522
1997.....	522
1998.....	522
2001.....	523
2003.....	523
2009.....	523
Today.....	523
About this PDF Version.....	524
Index.....	525

Chapter 1

# Computers & Custom chipsets

## 1.1) What is an Atari 8-bit computer?

Atari, based in Sunnyvale California and already known for coin-operated and home video games, produced a line of computers from 1979 to 1992 often referred to collectively as the "Atari 8-bits," the "8-bit Ataris," the "400/800/XL/XE series," etc.

The computers in the series eventually included the 400, 800, 1200XL, 600XL, 800XL, 65XE, 130XE, 800XE, and the XE game system.

With the exception of the XE game system, Atari marketed these computers as personal computers or home computers.

In the 1970s the product category of personal computers for the home, or home computers, emerged out of other product categories including terminals for accessing time-sharing mainframe and minicomputers; business, industrial, and scientific microcomputers; desktop and pocket programmable calculators; computer kits marketed to home hobbyists; home consumer video games; and handheld electronic games.

Some notable examples include:

- 1971** Datapoint 2200 (computer), Hewlett-Packard HP-35 (pocket calculator), Kenbak-1 (computer).
- 1972** Magnavox Odyssey (home game console)
- 1973** Hewlett-Packard HP-9830A (programmable calculator), IBM SCAMP (prototype computer), Micral N (computer), TV Typewriter (Radio Electronics magazine project), Wang 2200 (computer), Xerox Alto (prototype computer).
- 1974** Hewlett-Packard HP-65 (programmable pocket calculator), Mark-8 (Radio Electronics magazine computer project), Micro Computer Machines MCM/70 (computer), Scelbi-8H (computer kit or assembled).
- 1975** Epoch TV Tennis Electrotennis (home game console), IBM 5100 (computer), IMSAI 8080 (computer kit or assembled), MITS Altair 8800 (computer kit or assembled), Sears Tele-Games Pong by Atari (home game console).
- 1976** Apple Computer (computer kit), Coleco Telstar (home game console), CompuColor 8001 (computer kit for Intercolor 8001 terminal), Fairchild Video Entertainment System (VES) / Channel F (home game console), Mattel Auto Race (handheld game), Micral M (computer), MOS Technology KIM-1 (computer kit), Sol-20 (computer kit or assembled), Texas Instruments Little Professor (electronic educational toy).

The mass-market personal computer for the home consumer, or home computer, arrived in 1977 in the form of products from Apple Computer, Commodore, and Tandy Radio Shack.

Here is a brief presentation of release dates for the 8-bit Atari computers, listed alongside notable contemporary home computers, business oriented personal computers (which increasingly encroached on the home computer market over this time period), and home video game consoles (technologically very similar to home computers):

## 1977

**Home computers** Apple II, Commodore PET, Cromemco Z-2 (kit or assembled), Heathkit H8 (kit), Nascom (kit), North Star Horizon (kit or assembled), Tandy Radio Shack TRS-80 (Model 1), Science of Cambridge MK14 (kit), VideoBrain.

**Video games** **Atari Video Computer System (VCS 2600)**, Bally Astrocade, Nintendo Color TV-Game 6, RCA Studio II.

## 1978

**Home computers** ARI Cybervision 2001, Compucolor II, Exidy Sorcerer, Heathkit H88 (kit), Heathkit WH8 (assembled).

**Business PCs** Heathkit H11 (kit), IBM 5110, Logabax LX500 series, Micral V Portable.

**Video games** APF-MP1000, Interton VC 4000.

## 1979

**Home computers** Acorn Microcomputer, Apple II Plus, **Atari 400/800**, Heathkit H89/WH89 (kit/assembled), Interact, Texas Instruments TI-99/4.

**Business PCs** Intertec SuperBrain, Micral 8031 D, NEC PC-8001, Tandy Radio Shack TRS-80 Model II.

**Video games** Bally Professional Arcade, Philips/Magnavox Odyssey 2/Videopac G7000.

## 1980

**Home computers** Acorn Atom, Sinclair ZX80, Tandy Radio Shack TRS-80 Color Computer, Tandy Radio Shack TRS-80 Model III.

**Business PCs** Apple III, IBM 5120, R2E CCMC Portal.

**Video games** Mattel Intellivision.

## 1981

**Home computers** Acorn BBC Micro, Commodore VIC-20, Sinclair ZX81 (Timex Sinclair 1000), Texas Instruments TI-99/4A.

**Business PCs** IBM 5150 (IBM PC), Osborne 1, Victor 9000 / ACT Sirius 1, Xerox 820.

**Video games** Epoch Cassette Vision.

## 1982

**Home computers** Commodore 64, Franklin Ace 100, Sinclair ZX Spectrum.

**Business PCs** Borroughs B21/B22, CDP MPC 1600, DEC Rainbow 100, Kaypro II, Leading Edge Model M, Olivetti M20, Sanyo MBC-550, Wang PC, Zenith Z-100.

**Video games** **Atari 5200**, ColecoVision, Emerson Radio Arcadia 2001, SHG Black Point, Vectrex, VTech CreatiVision.

## 1983

**Home computers** Acorn Electron, Apple IIe, **Atari 1200XL**, **Atari 600XL/800XL**, Coleco Adam, MSX, Tandy Radio Shack TRS-80 Color Computer 2, Tandy Radio Shack TRS-80 Model 4.

**Business PCs** ACT Apricot, Apple Lisa, Borroughs B25, Compaq Portable, Epson QX-10, Hewlett-Packard HP-150, IBM PC XT, Olivetti M24 (AT&T PC 6300, Xerox 6060), Texas Instruments TIPC and TIPPC, Tulip PC.

**Video games** Casio PV-1000, Gakken Compact Vision TV Boy, Nichibutsu My Vision, Nintendo Family Computer (Famicom), Philips Videopac+ G7400, Sega SG-1000.

## 1984

**Home computers** Amstrad CPC, Apple IIc, Apple Macintosh, IBM PCjr, Sinclair QL.

**Business PCs** Borroughs B26, Bull Micral 30, Compaq Deskpro, IBM PC AT, Tandy 1000, Wyse 1000.

**Video games** Epoch Super Cassette Vision.

## 1985

**Home computers** **Atari 520ST**, **Atari 65XE/130XE**, Commodore 128, Commodore Amiga.

**Business PCs** Amstrad PCW, Hewlett-Packard HP Vectra, Leading Edge Model D, PC's Limited Turbo PC.

**Video games** Nintendo Entertainment System (Famicom), Sega Mark III.

## 1986

**Home computers** Apple Macintosh Plus, Atari 1040ST, Tandy Color Computer 3.

**Business PCs** Compaq Deskpro 386, DEC VAXmate.

**Video games** **Atari 7800**, Sega Master System.



## 1987

**Home computers** Acorn Archimedes, Apple Macintosh II, Apple Macintosh SE, **Atari 800XE**, **Atari Mega ST**, Cambridge Computer Z88, Commodore Amiga 500.

**Business PCs** IBM PS/2.

**Video games** **Atari XE game system**, NEC PC Engine (TurboGrafx-16), Worlds of Wonder Action Max.

In marketing their computers to the public, Atari always had to contend with their company history and reputation as a maker of video games. While the 8-bit Atari computers in their heyday were technically quite comparable if not superior relative to contemporary home computers, they also live up to the name "Atari" with a huge library of video games which were often outstanding for their time.

The 8-bit Atari computers do not use the same cartridges or floppy disks as any other Atari platforms, such as the 2600 Video Computer System (VCS), the 5200 SuperSystem, the 7800 ProSystem, or the ST/TT/Falcon computers.

The controller ports of the 8-bit Atari computers are 100% compatible with the joystick ports of the 2600 VCS, allowing controllers to be used with either platform. The Atari 7800 and Atari ST/TT/Falcon also share very similar controller ports, as do the Commodore VIC-20, Commodore 64, Commodore Amiga, Commodore CD32, Amstrad CPC, MSX, Sega Master System, and Sega Genesis/Mega Drive. Simple controllers (single-button joysticks) may work across all of these platforms, while more advanced controllers may work with only a subset of these systems.

The Atari 5200 hardware platform is very closely related the 8-bit Atari computers, including use of the same custom chipset (SALLY/ANTIC/GTIA/POKEY). Differences in the 5200 include a fixed 16 KiB of RAM, fixed 32 KiB ROM cartridge size, physically different cartridge and controller ports, and a much smaller 2 KiB operating system.

Here are some of the hardware performance specifications of the 8-bit Atari computers:

### 6502 MICROPROCESSOR:

- MOS Technology MCS6502A or equivalent (most NTSC 400/800 machines)
- Atari SALLY (late NTSC 400/800, all PAL 400/800, and all XL/XE)

### 6502 CLOCK RATE:

- 1.789773 MHz (NTSC machines)  
Engineering target = 1/2 the standard NTSC color subcarrier frequency of 315/88 Hz, or 3.57954545 MHz
- 1.7734475 MHz (PAL/SECAM machines)  
Engineering target = 2/5 the PAL color subcarrier frequency of 4.43361875 MHz

COLOR CLOCKS per MACHINE CYCLE: 2

MACHINE CYCLES per SCAN LINE: 114

COLOR CLOCKS per SCAN LINE:

228 (2 color clocks/machine cycle \* 114 machine cycles/scan line)

SCAN LINES per FRAME

- 262 (NTSC machines)
- 312 (PAL/SECAM machines)

MACHINE CYCLES per FRAME:

- 29,868 (NTSC machines: 114 machine cycles/scan line \* 262 lines/frame)
- 35,568 (PAL/SECAM machines: 114 cycles/scan line \* 312 lines/frame)

FRAME REFRESH RATE:

- 59.92 Hz (NTSC machines) (1.789773 MHz / 29,868 cycles/frame)
- 49.86 Hz (PAL/SECAM machines) (1.7734475 MHz / 35,568 cycles/frame)

MAXIMUM RESOLUTION = GRAPHICS PIXEL: 0.5 color clock (width) x 1 scan line (height)

MAXIMUM HORIZONTAL FRAME RESOLUTION (Standard Playfield):

320 pixels (160 color clocks \* 2 pixels/color clock)

MAXIMUM VERTICAL FRAME RESOLUTION (Standard/Narrow/Wide Playfields):

192 pixels (192 scan lines)

MAXIMUM HORIZONTAL FRAME RESOLUTION (Wide Playfield):

352 pixels (176 displayable color clocks \* 2 pixels/color clock)

MAXIMUM VERTICAL FRAME RESOLUTION (custom display list):

240 pixels (240 displayable scan lines)

## GRAPHICS MODES:

The ANTIC chip supports 14 graphics modes (2-F), and the GTIA/FGTIA chip supports 4 color interpretations for each mode (1 normal and 3 alternate), for a total of 56 combinations.

However, only ANTIC modes 2, 3, and F are capable of fully expressing the color palettes of the alternate color interpretations, for a total of 23 distinct fully-functional graphics modes.

(Atari marketing and consumer documentation often only acknowledged the 16 modes supported by the Operating System, referenced as 11 graphics modes and 5 text modes.)

Explore all 56 modes: <https://www.atarimagazines.com/v3n5/allmodes.html>

ANTIC Mode	GTIA Mode <sup>(1)</sup>	AtariOS Mode	Display Type	Resolution		Colors (Color Registers)
				Screen	Each char	
2		0	Char	40 x 24	8x8	3 <sup>(3)</sup>
2	1	-	Char	40 x 24	2x8	16 or 8 <sup>(4)</sup>
2	2	-	Char	40 x 24	2x8	9
2	3	-	Char	40 x 24	2x8	16 <sup>(5)</sup>
3		-	Char	40 x 19	8x8	3 <sup>(3)</sup>
3	1	-	Char	40 x 19	2x8	16 or 8 <sup>(4)</sup>
3	2	-	Char	40 x 19	2x8	9
3	3	-	Char	40 x 19	2x8	16 <sup>(5)</sup>
4		12 <sup>(2)</sup>	Char	40 x 24	4x8	5
5		13 <sup>(2)</sup>	Char	40 x 12	4x8	5
6		1	Char	20 x 24	8x8	5
7		2	Char	20 x 12	8x8	5
8		3	Map	40 x 24		4
9		4	Map	80 x 48		2
A		5	Map	80 x 48		4
B		6	Map	160 x 96		2
C		14 <sup>(2)</sup>	Map	160 x 192		2
D		7	Map	160 x 96		4
E		15 <sup>(2)</sup>	Map	160 x 192		4
F		8	Map	320 x 192		3 <sup>(3)</sup>
F	1	9	Map	80 x 192		16 or 8 <sup>(4)</sup>
F	2	10	Map	80 x 192		9
F	3	11	Map	80 x 192		16 <sup>(5)</sup>

- (1) GTIA Modes require GTIA chip or FGTIA chip  
(With CTIA these modes are considered valid by the OS but do not work.)
- (2) Supported by the XL OS (not supported by the 400/800 OS)
- (3) 2 of the 3 available color registers share the same color/hue in this mode
- (3) Modes capable of color artifacting on the NTSC Atari
- (4) GTIA: 16 luminances of one color/hue  
FGTIA: 8 luminances of one color/hue
- (5) 16 colors/hues all sharing the same luminance

## GRAPHICS INDIRECTION (COLOR REGISTERS AND CHARACTER SETS):

Nine Color Registers are provided:

- Background (used in all graphics modes)
- Playfield 0-3 (at least one used in all graphics modes except GTIA 1&3)
- Player-Missile 0-3 (used in GTIA Mode 2; Player-Missiles discussed below)

Each color register holds both a color/hue setting and a luminance/brightness setting. In most graphics modes, each of the available color registers may hold any one of 16 colors/hues combined with any one of 8 luminance/brightness settings, for a total palette of 128 possible colors.

In GTIA Mode 1 only, with the GTIA chip only, the 16 available colors/hues can each be combined with 16 different luminance/brightness settings, for a total palette of 256 possible colors.

Character sets of 128 8x8 characters, each with a normal and an inverse video incarnation, are totally redefinable.

## PLAYER-MISSILE GRAPHICS:

The Atari term for "sprites" where a sprite is a graphical video display object handled independently from the memory bitmap of the video display.

Four 8-bit wide, 120 or 240 byte high single color Players, and four 2-bit wide, 120 or 240 byte high single color Missiles are available. A mode to combine the 4 Missiles into a 5<sup>th</sup> 8-bit wide Player is also available, as is a mode to OR colors or blacken out colors when Players overlap (good for making three colors out of two Players!) Players and Missiles have adjustable priority and collision detection.

## DISPLAY LIST:

Screen modes can be mixed (by lines) down the screen using the Display List - a program which is executed by the ANTIC graphics chip every screen refresh.

## DISPLAY LIST INTERRUPTS (DLIs):

Other screen attributes (color, player/missile horizontal position, screen width, player/missile/playfield priority, etc.) can be adjusted at any point down the screen via DLIs.

## SCROLLING:

Fine scrolling (both vertical and horizontal) can be enabled on any line on the screen.

## SOUND:

Up to 5 distinct sounds can be produced simultaneously: four main voices plus the Console Speaker.

Sound output is monaural/monophonic/single channel, except for the 400/800 where Console Speaker sounds are output separately to a speaker inside the computer.

The four main voices can be configured in one of the following three ways:

- 4 voices, each with one of 256 unique frequencies / pitches
- 2 voices, each with one of 65,536 unique frequencies / pitches
- 1 voice with one of 65,536 frequencies/pitches and 2 voices with one of 256 frequencies / pitches each

Each of the main voices may produce 8 types of tones: pure tones (square wave type), or tones produced with one of 7 types of "noise" which is known as "distortion" on the Atari.

Each of the main voices may be produced at one of 16 volumes.

Direct control of the position of the speaker cone, known today as pulse-code modulation or PCM, is available at a bit depth of 4 bits, for a volume resolution of 16 possible values (4-bit PCM). This is known as "Volume Control Only" or "Volume Only" sound on the Atari.

The Console Speaker was intended only for system keyclick and buzzer, but it may also be programmed as 1-bit PCM.

**VERTICAL BLANK INTERRUPTS (VBIs):**

A software routine may be designed to execute as a VBI. There are two varieties of VBI: Immediate and Deferred. An Immediate VBI completes execution within the vertical blank time, which is the time allotted for a CRT display to shut the electron beam off at the lower-right of the display and reposition it back on the top-left of the display to commence drawing of the next frame. A Deferred VBI routine completes execution between the initiation of one vertical blank and the next.

Atari 8-bit computers were supplied with the proprietary Atari Operating System contained in Read Only Memory (ROM) as an integral feature of the computer. The Atari OS is described elsewhere in this FAQ List.

## 1.2) What is the Atari 400?

Introduced at a New York news conference on December 14, 1978 alongside the Atari 800 and shipped the following fall, the Atari 400 was the reduced feature set version of the new Atari personal computer system.

The 400 is the only 8-bit Atari with a membrane keyboard rather than a full-stroke keyboard, and is one of the few 8-bit Atari computers lacking a composite monitor port. Controller Jacks #1-3 on the 400 are the only ones on any 8-bit Atari that do not support a light pen / light gun. The 400 was originally released with just 8 KiB RAM, but most were sold with 16 KiB RAM. As of June 1983 Atari released the 48K RAM Expansion Kit for the 400, installed through Atari service centers or offered as a kit through the Atari Program Exchange (APX).

Any internal plug-in RAM board for the 400 can also be used in the front RAM slot of the 800.

### Features unique to the 400/800 models relative to other Atari computers:

- Television (TV) connecting cable, not designed to be removable, emerges directly from center of rear of computer case
- Four controller (joystick) ports
- Internal speaker for keyclicks and system buzzer
- Memo Pad / Blackboard mode
- 12 volt supply on pin 12 of the SIO port
- Internal plug-in 400/800 CPU Board (28/56 pin edge connector)

### System initialization types supported:

- Memo Pad: Turn on computer with no cartridge inserted and no powered disk drive #1.
- Cartridge: Turn on computer with cartridge inserted.
- Cassette boot: (boot cassette may or may not require cartridge inserted)
  1. Hold down [START] while turning on the computer. (system buzzer sounds)
  2. Press [PLAY] on the program recorder with boot cassette inserted.
  3. Press [RETURN] on the computer.
- Disk boot: (boot disk may or may not require cartridge inserted)
  - Turn on computer with boot disk inserted in powered disk drive #1.

### Versions of the Atari 400:

- Domestic version ("DOM") for NTSC M television (North America)
  - 1979-1981 systems shipped with:
    - 8 KiB of RAM
    - Atari BASIC Programming Language cartridge CXL4002
    - Atari BASIC book (Wiley Self-Teaching Guide) C014385
    - Atari 400 Operator's Manual C014768
  - 1981-1983 systems shipped with:
    - 16 KiB of RAM
    - The Basic Computer Owner's Guide C017711
  - Microprocessor:
    - Most units: 6502 (MOS Technology MCS6502A or equivalent), C014377
    - Late units: 6502 (Atari SALLY), C014806
  - ANTIC NTSC version, C012296

- Early units: CTIA, C012295
  - Most units: GTIA NTSC version, C014805
- 10 KiB Operating System ROM
  - 400/800 OS, C012399 Floating Point Package (FPP) + C012499 + C014599
  - Early units: 400/800 OS REV. A/NTSC
  - Most units: 400/800 OS REV. B/NTSC
- No Monitor port
- Built-in TV connecting cable for TV antenna input
- Switch (unlabeled) on back of computer selects TV output RF channel: 2 or 3
- TV Switch Box supplied with computer
- "PAL"/"UK" versions for PAL B/G television (Western Europe) or PAL I television (United Kingdom), respectively
  - Shipped 1981-1983
  - 16 KiB RAM
  - 6502 microprocessor (Atari SALLY), C014806
  - ANTIC PAL 'A' version, C014887
  - GTIA PAL version, C014889
  - 10 KiB Operating System ROM
    - 400/800 OS REV. A/PAL, C012399 (FPP) + C015199 + C015299
  - No Monitor port
  - Built-in TV connecting cable for TV antenna input
  - Switch (unlabeled) on back of computer selects TV output RF channel:
    - Some units: 36 (PAL/UK) or 4 (PAL)
    - Some units (Germany): 3 or 4
    - Some units: Channel is fixed to either 36 or 4
  - Manual: The Atari 400 Computer Owner's Guide C060200
  - Peritel version (France) is the same as the "PAL" version (for PAL B/G television) but has a second built-in TV connecting cable for RGB TV input.
    - Visual tour: <http://www.atari800xl.eu/hardware/computers/peritel-atari-400.html>
    - Other links: <http://www.atariage.com/forums/index.php?showtopic=62346&st=25>  
<http://preview.tinyurl.com/ngsxd8>
    - Rare! See L'Atarien #7 page 33 for further reference.
    - Apparently: Localized modification by Atari France

### Technical manuals:

- Atari 400/800 Personal Computer System Service Manual
  - August 1980
  - May 1981
- Atari 400/800 Home Computer Field Service Manual FD100001
  - June 1982
  - REV. 02 May 1983
- Atari 400/800 PAL-UK field service manual FD100002

Power: Used with an external 9 volt AC transformer power supply rated for at least 19 watts: Atari CA014748 or equivalent (including the Atari CA017964).

Atari marketing used the trademark, The Basic Computer, as an alternative name for the 400 from 1981-1982.

The 400 was manufactured at Atari's plant at 1173 Borregas Ave., Sunnyvale, California from November 1979 to May 1983, and was also made by Atari-Wong Co. in Hong Kong from January to May 1983.

Serial numbers:

<http://atariage.com/forums/topic/176199-calling-all-400s/>

## 1.3) What is the Atari 800?

Introduced at a New York news conference on December 14, 1978 alongside the Atari 400 and shipped the following fall, the Atari 800 was the full feature set version of the new Atari personal computer system. The 800 is the only 8-bit Atari with a Right Cartridge slot, in addition to the Left Cartridge slot as present on all 8-bit Ataris. The 800 was originally released with just 8 KiB RAM, many were sold with 16 KiB, and later on 48 KiB was standard.

The 800 is the only 8-bit Atari where the Operating System is contained in a plug-in Personality Module (Atari CX801 10K ROM or compatible), and where RAM is contained in one, two, or three plug-in Memory Modules (Atari CX852 8K RAM, Atari CX853 16K RAM, or compatibles). 800 RAM totals of 8 KiB, 16 KiB, 24 KiB, 32 KiB, 40 KiB, or 48 KiB were thus supported by Atari.

### **Features unique to the 400/800 models relative to other Atari computers:**

- Television (TV) connecting cable, not designed to be removable, emerges directly from center of rear of computer case
- Four controller (joystick) ports
- Internal speaker for keyclicks and system buzzer
- Memo Pad / Blackboard mode
- 12 volt supply on pin 12 of the SIO port
- Internal plug-in 400/800 CPU Board (28/56 pin edge connector)

### **System initialization types supported:**

- Memo Pad: Turn on computer with no cartridge inserted and no powered disk drive #1.
- Cartridge: Turn on computer with cartridge inserted.
- Cassette boot: (boot cassette may or may not require cartridge inserted)
  1. Hold down [START] while turning on the computer. (system buzzer sounds)
  2. Press [PLAY] on the program recorder with boot cassette inserted.
  3. Press [RETURN] on the computer.
- Disk boot: (boot disk may or may not require cartridge inserted)
  - o Turn on computer with boot disk inserted in powered disk drive #1.



## Versions of the Atari 800:

- Domestic version ("DOM") for NTSC M television (North America)
  - 1979-1980 systems shipped with:
    - 8 KiB of RAM as one CX852 Memory Module
    - 410 Program Recorder
    - Educational System Master Cartridge CXL4001
    - Atari BASIC Programming Language cartridge CXL4002
    - Atari BASIC book (Wiley Self-Teaching Guide) C014385
    - Atari 800 Operator's Manual C014769
  - 1980-1982 systems shipped with:
    - 16 KiB of RAM as one CX853 Memory Module
    - Atari BASIC Programming Language cartridge CXL4002
    - Atari BASIC book (Wiley Self-Teaching Guide) C014385
    - BASIC Reference Manual C015307
    - The Atari 800 Home Computer Owner's Guide C060057 REV. 1 (17 pages)
  - 1982-1983 systems shipped with:
    - 48 KiB of RAM as 3 CX853 Memory Modules (slot compartment screwed shut)
    - The Atari 800 Home Computer Owner's Guide C060057 REV. A (13 pages)
  - Microprocessor:
    - Most units: 6502 (MOS Technology MCS6502A or equivalent), C014377
    - Late units: 6502 (Atari SALLY), C014806
  - ANTIC NTSC version, C012296
  - Early units: CTIA, C012295
  - Most units: GTIA NTSC version, C014805
  - CX801 10K ROM Personality Module
  - Monitor port is Atari 5-pin
  - Channel switch on side of computer selects TV output RF channel: 2 or 3
  - TV Switch Box supplied with computer
- "PAL"/"UK" versions for PAL B/G television (Western Europe) or PAL I television (United Kingdom), respectively
  - Shipped 1981-1983
  - 16 KiB RAM (earlier units) or 48 KiB RAM (later units)
  - 6502 microprocessor (Atari SALLY), C014806
  - ANTIC PAL 'A' version, C014887
  - GTIA PAL version, C014889
  - CX801-P 10K ROM Personality Module
  - Monitor port is Atari 5-pin
  - Built-in TV connecting cable for TV antenna input
  - Channel switch on side of computer selects TV output RF channel:
    - 36 (PAL/UK) or 4 (PAL)
  - Manual: The Atari 800 Home Computer Owner's Guide C060497
- "PTL" version for Peritel television (France) is the same as the "PAL" version (for PAL B/G television), but with one of:
  - A second built-in TV connecting cable for RGB TV input.
    - Very Rare! Apparently: Localized modification by Atari France
  - An added RGB monitor port on the left side of the unit toward the rear (utilizing internal Peritel Adaptor board CA061034).
  - Visual tour:  
<http://www.atari800xl.eu/hardware/computers/peritel-atari-800.html>

- o More pictures: <http://msx.fab.free.fr/mpc2/atari/patari80.htm>
- o Micro-Ordinateur Atari 800 Manuel D'instructions
- o Rare! See L'Atarien #7 page 33 for further reference
- o Discussions:
  - <http://preview.tinyurl.com/p6myda9>
  - <http://atariage.com/forums/topic/191254-peritel-boards/>
  - <http://atariage.com/forums/topic/38412-8-bit-video-out/?p=455736>
  - <http://www.dragonslairfans.com/smf/index.php?topic=4997.55;wap2>

4 different types of 800 keyboards were nicely documented by ACML here:  
<http://atariage.com/forums/topic/221978-atari-800-not-xl-keyboard-basics/>

### Technical Manuals:

- Atari 400/800 Personal Computer System Service Manual
  - o August 1980
  - o May 1981
- Atari 400/800 Home Computer Field Service Manual FD100001
  - o June 1982
  - o REV. 02 May 1983
- Atari 400/800 PAL-UK field service manual FD100002

Power: Used with an external 9 volt AC transformer power supply rated for at least 19 watts: Atari CA014748 or equivalent (including the Atari CA017964).

The 800 was manufactured at Atari's plant at 1173 Borregas Ave., Sunnyvale, California from December 1979 to May 1983 (most units), and late units were made by Atari-Wong Co. in Hong Kong in May-June 1983 (rare).

Serial numbers:  
<http://atariage.com/forums/topic/242227-calling-all-800s/>

## 1.4) What is the Atari 1200XL?

Introduced in December 1982 and shipped in March 1983, the Atari 1200XL was designed to replace the Atari 800 while maintaining compatibility with the earlier model.

The project that led to the introduction of the 1200XL had been known inside Atari by names including: "Z800", "Sweet-16" / "S-16", "1000X", "1200X"

Innovations relative to the 400/800 include a full 64 KiB of RAM (62 KiB usable) and a significantly revised XL Operating System (ROM expanded from 10 KiB to 16 KiB).

The 1200XL is the only 8-bit Atari computer to feature two LED indicator lights (L1, L2). Normally they are both <OFF>.

L1 <ON> means the keyboard is disabled.

L2 <ON> means the new International Character Set is selected.

Keyboard enhancements introduced with the 1200XL include the new [HELP] key as well as four programmable functions keys ([F1], [F2], [F3], [F4]). Console Speaker sounds (keyclicks

and system beeps) output through the built-in speaker on the 400/800 are heard from the television or monitor speaker on the 1200XL. The toggle action of the [CAPS] key was altered compared to the 400/800. The key auto-repeat rate is user-alterable. The [RESET] key is directly wired to the SALLY 6502 reset line.

#### 1200XL Function key effects, redefinable:

[F1] Cursor up	[SHIFT]+[F1] Cursor to upper-left corner (home)
[F2] Cursor down	[SHIFT]+[F2] Cursor to lower-left corner
[F3] Cursor left	[SHIFT]+[F3] Cursor to start of physical line
[F4] Cursor right	[SHIFT]+[F4] Cursor to end of physical line

#### [1200XL Function key effects, non-redefinable:

[CONTROL]+[F1] Keyboard enable/disable (console keys unaffected)
[CONTROL]+[F2] Screen DMA (ANTIC) enable/disable
[CONTROL]+[F3] Key click sound enable/disable
[CONTROL]+[F4] Domestic/International character set toggle

#### Additional 1200XL Operating System enhancements compared to the 400/800 OS:

- Dynamic "ATARI" rainbow graphics demo screen
- Self Test program
- Automatic quick RAM/ROM integrity check on system start-up. If tests fail then the memory self-test routine of the Self Test program launches automatically.
- Text screen fine scrolling is available
- Universal OS for both NTSC and PAL systems (including independent values for cassette timings and for keyboard auto-repeat functions)

A few features from the 400/800 are lacking in the 1200XL. Most prominently, the 1200XL has only 2 controller ports, and no Memo Pad / Blackboard mode.

With the 1200XL Atari made an apparent decision to preclude peripherals from drawing their power from the computer via the SIO bus:

- The 1200XL lacks +12V on SIO pin 12, as was available on the 400/800.
- On the 1200XL the +5V/Ready line (pin 10) on the SIO port supplies enough current for the Ready ("Computer On") function but not enough current for peripherals designed to use the line as their power source.  
("FIX": Replace 100 Ohm resistor R63 with a 0 Ohm to 1 Ohm resistor, or a jumper wire.)

The labels on several of the 1200XL keyboard keys differ slightly from those of the 400/800:

400/800	1200XL
[CTRL]	[CONTROL]
[SYSTEM RESET]	[RESET]
[CAPS LOWR]	[CAPS]
[DELETE BACK S]	[DELETE BACK SPACE]
"Atari logo" key	"Inverse video" key

### System initialization types supported:

- Dynamic "ATARI" rainbow graphics demo screen: Turn on computer with no cartridge inserted and no powered disk drive #1.
  - Press [HELP] from the "ATARI" logo screen to access Self Test program.
- Cartridge: Turn on computer with cartridge inserted.
- Cassette boot: (boot cassette may or may not require cartridge inserted)
  1. Hold down [START] while turning on the computer. (system buzzer sounds)
  2. Press [PLAY] on the program recorder with boot cassette inserted.
  3. Press [RETURN] on the computer.
- Disk boot: (boot disk may or may not require cartridge inserted)
  - Turn on computer with boot disk inserted in powered disk drive #1.

Box: "A Step Into the Future"

### Single version of the Atari 1200XL:

- Domestic version for NTSC M television (North America)
  - 6502 microprocessor (Atari SALLY), C014806
  - ANTIC NTSC version, C012296
  - GTIA NTSC version, C014805
  - 16 KiB Operating System ROM: XL OS REV. A, C060616 + C060617
    - Floating Point Package (FPP) included, identical to the 400/800 FPP
    - Rarely installed in serviced units: XL OS REV. B, C060616B + C060617B
  - Monitor port is Atari 5-pin
    - Pin 5 (chrominance on 800) is not connected
  - Switch Box jack for RF output for TV
  - Channel switch on back of computer selects TV output RF channel: 2 or 3
  - TV Switch Box and TV connecting cable both supplied with computer
  - Manual: The Atari 1200XL Home Computer Owner's Guide C061418

Power: Used with an external 9 volt AC transformer power supply, input power 31 VA; Atari CA017964 or equivalent.

### Technical manual:

- Atari 1200XL Home Computer Field Service Manual FD100217

1200XL visual tour:

<http://www.atari800xl.eu/hardware/computers/atari-1200xl.html>

Scott Stilphen mentioned this 1200XL Easter egg on 10 Feb 2006:

On 1200XLs, if you select 'all tests', when it gets to the keyboard test it'll type out the programmer's name.

The 1200XL was manufactured at Atari's plant at 1215 Borregas Ave., Sunnyvale, California from January 1983 to May 1983, and was also made by Atari Taiwan Manufacturing Corp. from April 1983 to July 1983.

Serial numbers:

<http://atariage.com/forums/topic/107234-1200xl-owners-club-serial-tracker/>

## 1.5) What is the Atari 600XL?

Introduced in June 1983 alongside the 800XL, 1400XL (never shipped), and 1450XLD (never shipped), and shipped that fall, the Atari 600XL was designed to replace the Atari 400 while maintaining compatibility with the earlier model.

The project that led to the introduction of the 600XL had been known inside Atari by names including: "600", "Liz", "Crazy 8", "S-8" / "Sweet-8", "Surely".

The 600XL/800XL include most of the features of the 1200XL, minus the 4 Function keys, the 2 LED lights, and the "ATARI" logo screen. But both the 600XL and 800XL have the Atari BASIC language built-in. In addition, these two systems offer the Parallel Bus Interface (PBI), providing fast parallel access to the heart of the computer.

Available current on the +5V/Ready line (pin 10) on the SIO port of the 600XL/800XL matches that on the 400/800, restoring compatibility with SIO peripherals designed to draw power from that line which would not work on the 1200XL.

The 600XL contains 16 KiB RAM. The Atari 1064 Memory Module expands the 600XL from 16 KiB to 64 KiB RAM (62 KiB usable).

### **System initialization types supported:**

- Atari BASIC: Turn on computer with no cartridge inserted and no powered disk drive #1.
- Self Test program: Hold down [OPTION] while turning on the computer with no cartridge inserted and no powered disk drive #1.
- Cartridge: Turn on computer with cartridge inserted. (disables BASIC)
- Cassette boot: (boot cassette may or may not require BASIC or cartridge)
  1. With BASIC or with cartridge (cartridge disables BASIC):
    - Hold down [START] while turning on the computer.
    - With no cartridge and without BASIC:
      - Hold down both [START] and [OPTION] while turning on the computer.
      - (system buzzer sounds)
  2. Press [PLAY] on the program recorder with boot cassette inserted.
  3. Press [RETURN] on the computer.
- Disk boot: (boot disk may or may not require BASIC or cartridge inserted)
  - With BASIC or with cartridge (cartridge disables BASIC):
    - Turn on computer with boot disk inserted in powered disk drive #1.
  - With no cartridge and without BASIC:
    - Hold down [OPTION] while turning on computer with boot disk inserted in powered disk drive #1.

Box: "Feature For Feature, Your Best Value"

## Versions of the Atari 600XL:

- Domestic version for NTSC M television (North America)
  - 6502 microprocessor (Atari SALLY), C014806
  - ANTIC NTSC 'E' version, C021697
    - Possibly some early units incorrectly shipped with ANTIC NTSC version C012296, see Tech Tip 20, 8/17/83.
  - GTIA NTSC version, C014805
  - 16 KiB Operating System ROM
    - Early/most units: XL OS REV. 1, C062024
    - Later units: XL OS REV. 2, C061598
  - Atari BASIC (8 KiB ROM)
    - Most units: Atari BASIC REV. B, C060302
    - Late units: Atari BASIC REV. C, C024947
  - No Monitor port
  - Switch Box jack for RF output for TV
  - Channel switch on back of computer selects TV output RF channel: 2 or 3
  - TV Switch Box and TV connecting cable both supplied with computer
  - Manuals:
    - The Atari 600XL Home Computer Owner's Guide C061530 (USA; 21 pages)
    - Atari Computer 600XL C061946 (international; 61 pages)
    - Connection Instructions for NTSC TV Systems C062228 (international)
  - Also included in KX7110 "AtariWriter System All-In-One-Pak": 600XL + 1027 + AtariWriter + paper stock + "One Way to Write Anything" book. <http://www.rhod.fr/ataripics/hardwarewriterpackkompleet.jpg>
  - A small number of 600XLs were sold in Canada with 64 KiB RAM. The box had a round gold foil sticker reading: "64k Memory – Now with a full 64k of memory built-in." The computer contains an internal memory upgrade daughterboard by BOT Engineering (based near Toronto).
- PAL versions for PAL B/G television (Europe) or PAL I television (UK)
  - 6502 microprocessor (Atari SALLY), C014806
  - ANTIC PAL 'B' version, C021698
    - First 24,000 units incorrectly shipped with ANTIC PAL 'A' version C014887, see Tech Tip 20, 8/17/83
  - GTIA PAL version, C014889
  - 16 KiB Operating System ROM
    - Early/most units: XL OS REV. 1, C062024
    - Later units: XL OS REV. 2, C061598
  - Atari BASIC REV. B (8 KiB ROM), C060302
  - Monitor port is Atari 5-pin
    - Pin 1 (luminance on 800) is not connected
    - Pin 5 (chrominance on 800) is Ground
  - T.V. jack for RF output for TV
  - No TV RF Channel select switch
  - TV output: RF channel 4 (PAL B version) or 36 (PAL G/PAL I versions).
  - RF Cable for TV connection supplied with computer
  - Manuals:
    - Atari Computer 600XL C061946 (international; 61 pages)
    - Connection Instructions for PAL TV Systems C061947
  - Evidence of version localized for Finland:  
[http://www.atarimania.com/documents/atari\\_600xl\\_manual\\_finnish.pdf](http://www.atarimania.com/documents/atari_600xl_manual_finnish.pdf)

- Evidence of version localized for Sweden:  
<https://atariage.com/forums/topic/113499-dump-my-atari-os-rom/>
- (A SECAM 600XL ("Pauline") for France was announced but never shipped.)

5 different types of 600XL/800XL keyboards were nicely documented by Beetle here:  
<http://atariage.com/forums/topic/105170-600800xl-keyboard-variants/>

#### **Technical manual:**

- Atari 600XL Computer Field Service Manual FD100610 REV. 1 October 1983

The 600XL was made by Chelco Sound (Hong Kong) Limited from July to December 1983 (NTSC units with "black label" 7YJ serial numbers), by Atari-Wong Co. in Hong Kong from September 1983 to April 1984 (most NTSC and all PAL units), and by Atari Taiwan Manufacturing Corp. (ATMC) from July to September 1984 (NTSC units). There were also some units assembled at ATMC in July 1985 (NTSC), apparently factory-refurbished from stock originally manufactured earlier.

The Atari 600XL was utilized by Exidy as an embedded system in their Max-A-Flex coin-operated arcade conversion system (configurable to play: Astro Chase, Boulder Dash, Bristles, or Flip and Flop). (My Atari Magazine, January 2003.)

## 1.6) What is the Atari 800XL?

Introduced in June 1983 alongside the 600XL, 1400XL (never shipped), and 1450XLD (never shipped), and first shipped late that year, the Atari 800XL was designed as the 64 KiB RAM (62 KiB usable) version of the low-end 600XL. Small quantities of 800XL computers shipped in the US late in 1983, before mass shipments commenced worldwide late winter/early spring, 1984.

The project that led to the introduction of the 800XL had been known inside Atari by names including: "600", "Liz", "Crazy 8", "S-8" / "Sweet-8", "Surely Plus".

The 600XL/800XL include most of the features of the 1200XL, minus the 4 Function keys, the 2 LED lights, and the "ATARI" logo screen. But both the 600XL and 800XL have the Atari BASIC language built-in. In addition, these two systems offer the Parallel Bus Interface (PBI), providing fast parallel access to the heart of the computer.

Available current on the +5V/Ready line (pin 10) on the SIO port of the 600XL/800XL matches that on the 400/800, restoring compatibility with SIO peripherals designed to draw power from that line which would not work on the 1200XL.

### System initialization types supported:

- Atari BASIC: Turn on computer with no cartridge inserted and no powered disk drive #1.
- Self Test program: Hold down [OPTION] while turning on the computer with no cartridge inserted and no powered disk drive #1.
- Cartridge: Turn on computer with cartridge inserted. (disables BASIC)
- Cassette boot: (boot cassette may or may not require BASIC or cartridge)
  1. With BASIC or with cartridge (cartridge disables BASIC):  
Hold down [START] while turning on the computer.  
With no cartridge and without BASIC:  
Hold down both [START] and [OPTION] while turning on the computer.  
(system buzzer sounds)
  2. Press [PLAY] on the program recorder with boot cassette inserted.
  3. Press [RETURN] on the computer.
- Disk boot: (boot disk may or may not require BASIC or cartridge inserted)
  - With BASIC or with cartridge (cartridge disables BASIC):  
Turn on computer with boot disk inserted in powered disk drive #1.
  - With no cartridge and without BASIC:  
Hold down [OPTION] while turning on computer with boot disk inserted in powered disk drive #1.

Box: "More Memory Means More Power"

### Versions of the Atari 800XL:

- Domestic version for NTSC M television (North America)
  - 6502 microprocessor (Atari SALLY), C014806
  - ANTIC NTSC 'E' version, C021697
    - Substituted in earlier units: ANTIC NTSC version, C012296
  - GTIA NTSC version, C014805
  - 16 KiB Operating System ROM: XL OS REV. 2, C061598
  - Atari BASIC (8 KiB ROM)
    - Most units: Atari BASIC REV. B, C060302
    - Late units: Atari BASIC REV. C, C024947
  - Monitor port is Atari 5-pin
    - Pin 5 (chrominance on 800) is not connected
  - Switch Box jack for RF output for TV
  - Channel switch on back of computer selects TV output RF channel: 2 or 3
  - TV Switch Box and TV connecting cable both supplied with computer
  - Manuals:
    - The Atari 800XL Home Computer Owner's Guide C061589 (USA; 22 pages)
    - Atari Computer 800XL C024450 (international; 64 pages)
    - Connection Instructions for NTSC TV Systems C062228 (international)
  - Some internal pics: <https://preview.tinyurl.com/yc9wydqq>
  - PAL N version is NTSC version internally modified by Atari's distributor in Argentina, Skydata S.A., for 220 V/50 Hz power and for PAL N television/video output
- PAL versions for PAL B/G television (Europe) or PAL I television (UK)
  - Late unit motherboards (9/84 revision): "800XLF"
  - 6502 microprocessor (Atari SALLY), C014806
  - ANTIC PAL 'B' version, C021698
    - Substituted in earlier units: ANTIC PAL 'A' version, C014887



- GTIA PAL version, C014889
- 16 KiB Operating System ROM: XL OS REV. 2, C061598
- Atari BASIC (8 KiB ROM)
  - Most units: Atari BASIC REV. B, C060302
  - Late units: Atari BASIC REV. C, C024947
- Monitor port is Atari 5-pin
  - Earlier 1984 units: Pin 5 (chrominance on 800) is not connected
  - 1984-1985 units: Pin 5 is chrominance video (as on the 800)
- Switch Box jack for RF output for TV
- No TV RF Channel select switch
- TV output: RF channel 4 (PAL B version) or 36 (PAL G/PAL I versions)
- RF Cable for TV connection supplied with computer
- Manuals:
  - Atari Computer 800XL C024450 (international; 64 pages)
  - Connection Instructions for PAL TV Systems C061947
- Visual tour: <http://www.atari800xl.eu/hardware/computers/pal-atari-800xl.html>
- More internal pics: <https://preview.tinyurl.com/y878bzle>
- SECAM version (France)
  - Motherboard: "SECAM ROSE"
  - 6502 microprocessor (Atari SALLY), C014806
  - ANTIC PAL 'B' version, C021698
  - FGTIA, C020120
  - Monitor port is Atari SECAM 6-pin
  - No Switch Box jack
  - No TV RF Channel select switch
  - Internal color/monochrome switch
  - TV cable (Monitor port to SCART/Peritel) supplied with computer
  - 16 KiB Operating System ROM: XL OS REV. 2, C061598
  - Atari BASIC REV. C (8 KiB ROM), C024947
  - Manuals:
    - Atari Computer 800XL C024450 (international; 64 pages)
    - Connection Instructions for SECAM Television Systems C025342
  - Visual tour: <http://www.atari800xl.eu/hardware/computers/secam-atari-800xl.html>
  - More internal pics: <https://preview.tinyurl.com/y85as6s2>

5 different types of 600XL/800XL keyboards were nicely documented by Beetle here: <http://atariage.com/forums/topic/105170-600800xl-keyboard-variants/>

### Technical manuals:

- Atari 800XL Computer Field Service Manual FD100740
  - REV. 01 February 1984
  - REV. 02 June 1985

The 800XL was made by Atari-Wong Co. in Hong Kong from November 1983 to April 1984 (NTSC/PAL units), by Chelco Sound (Hong Kong) Limited from January to May 1984 (NTSC units with "black label" 7YJ serial numbers), and by Atari Taiwan Manufacturing Corp. (ATMC) from March 1984 to April 1985 (NTSC/PAL/SECAM units). There were also some units assembled at ATMC in June 1985 (NTSC), apparently factory-refurbished from stock originally manufactured earlier.

Serial numbers:

<http://atariage.com/forums/topic/132201-800-xl-serial-numbers-secampa1ntsc/>

## 1.7) What is the Atari 65XE?

Introduced in January 1985 alongside the 130XE, the Atari 65XE was the low-end machine in the new range of XE computers that would replace the Atari 600XL/800XL while maintaining compatibility with the earlier models.

The 65XE does not include the PBI port as on the 600XL/800XL, but many 65XE machines include the similar (though physically incompatible) Enhanced Cartridge Interface (ECI).

The 65XE offers 64 KiB RAM (62 KiB usable), and has the Atari XL OS and Atari BASIC on ROM.

While 1200XL/600XL/800XL keyboard key labels used capital letters exclusively, on 65XE/130XE keyboards only the first letter of the word is capitalized. Also, the [DELETE BACK SPACE] key from the 1200XL/600XL/800XL is labeled [Delete Bk Sp] on the 65XE/130XE.

### System initialization types supported:

- Atari BASIC: Turn on computer with no cartridge inserted and no powered disk drive #1.
- Self Test program: Hold down [OPTION] while turning on the computer with no cartridge inserted and no powered disk drive #1.
- Cartridge: Turn on computer with cartridge inserted. (disables BASIC)
- Cassette boot: (boot cassette may or may not require BASIC or cartridge)
  1. With BASIC or with cartridge (cartridge disables BASIC):
    - Hold down [START] while turning on the computer.
    - With no cartridge and without BASIC:
      - Hold down both [START] and [OPTION] while turning on the computer.
      - (system buzzer sounds)
  2. Press [PLAY] on the program recorder with boot cassette inserted.
  3. Press [RETURN] on the computer.
- Disk boot: (boot disk may or may not require BASIC or cartridge inserted)
  - With BASIC or with cartridge (cartridge disables BASIC):
    - Turn on computer with boot disk inserted in powered disk drive #1.
  - With no cartridge and without BASIC:
    - Hold down [OPTION] while turning on computer with boot disk inserted in powered disk drive #1.

### Versions of the Atari 65XE:

- Domestic version for NTSC M television (North America)
  - Most units: No ECI
    - Late units: NTSC 130XE motherboard (including ECI, but only 64 KiB RAM)
  - 6502 microprocessor (Atari SALLY), C014806
  - ANTIC NTSC 'E' version, C021697
  - GTIA NTSC version, C014805
  - Monitor port is Atari 5-pin

- Television Jack for RF output
- TV Channel Select Switch on back of computer selects RF channel: 2 or 3
- TV Switch Box and TV Video Cable both supplied with computer
- 16 KiB Operating System ROM
  - Most units: XL OS REV. 2, C061598
  - Late units: XL OS REV. 3, C300717
- Atari BASIC REV. C (8 KiB ROM), C024947
- Manuals:
  - Atari 65XE Personal Computer Owner's Manual C072018-001 REV. A (1984) or REV. B (1987)
- NOM version ("Normas Oficiales Mexicanas") is the standard NTSC version, certified for sale in Mexico. Such units were distributed in a Spanish language box.
  - Manual: Manual Atari XE
- Also sold in Chile by Coelsa (official Atari importer) as part of an XE game system package: 65XE + XG-1 Light Gun + CX40 Joystick  
<http://www.rhod.fr/ataripics/65xepack.JPG>
- PAL N version is NTSC version internally modified by Atari's distributor in Argentina, Skydata S.A., for 220 V/50 Hz power and for PAL N television/video output
- PAL versions for PAL B/G television (Europe) or PAL I television (UK)
  - Early units: No ECI
    - Most units: PAL 130XE motherboard (including ECI, but only 64 KiB RAM)
  - 6502 microprocessor (Atari SALLY), C014806
  - ANTIC PAL 'B' version, C021698
  - GTIA PAL version, C014889
  - Monitor port is Atari 5-pin
  - Television Jack for RF output
  - No TV Channel Select Switch
  - TV output: RF channel 4 (PAL B version) or 36 (PAL G/PAL I versions)
  - TV Video Cable supplied with computer
  - 16 KiB Operating System ROM
    - Most units: XL OS REV. 2, C061598
    - Late units: XL OS REV. 3, C300717
  - Atari BASIC REV. C (8 KiB ROM), C024947
  - Manual: Atari XE Ordenador Personal Guia del Usuario C072018-007
- Najm ("Star") version for PAL television (Middle East)
  - "65XEN" motherboard
  - ECI port
  - 6502 microprocessor (Atari SALLY), C014806
  - ANTIC PAL 'B' version, C021698
  - GTIA PAL version, C014889
  - Monitor port is Atari 5-pin
  - Television Jack for RF output
  - No TV Channel Select Switch
  - TV output: Unknown, likely either RF channel 4 (PAL B) or 36 (PAL G)
  - TV Video Cable supplied with computer
  - 16 KiB Operating System ROM: XL OS REV. 3B (Arabic localized OS), C101700
  - Atari BASIC REV. C (8 KiB ROM), C024947
  - Manual: Yes (Arabic language)

- Sold/distributed exclusively by Atari distributor for the Middle East, aDawlah Universal Electronics APL (of Saudi Arabia), as part of the package: 65XE + (XC12 or NA-R25 Najm) + (2 x CX40) <https://preview.tinyurl.com/yaz7e2lo>
- Visual tour: <http://www.atari800xl.eu/hardware/computers/star-arabic-atari-65xe.html>
- Another analysis (Polish): <http://preview.tinyurl.com/jnl2l2l>
- More info (Polish): [http://atariki.krap.pl/index.php/Arabski\\_65XE](http://atariki.krap.pl/index.php/Arabski_65XE)
- Prototype NTSC Arabic 65XE: <http://www.savetz.com/vintagecomputers/arabic65xe/>

The 65XE was made by Atari Taiwan Manufacturing Corp. (most units), by Sistemas Inteligentes, S.A. de C.V. (earlier name)/Atari (Mexico) Fabricante, S.A. de C.V. (later name) (units for Mexico), and in China (late production 1991 or 1992 units).

The Atari 65XE was utilized by Medalist as an embedded system in their Dart Star coin-operated electronic dart boards (1988-1989 units only?).

Details wanted!

<https://atariage.com/forums/topic/306473-65xe-arcade-game/>

## 1.8) What is the Atari 130XE?

Introduced in January 1985 alongside the 65XE, the Atari 130XE was the high-end machine in the new range of XE computers that would replace the Atari 600XL/800XL while maintaining compatibility with the earlier models.

The 130XE does not include the PBI port as on the 600XL/800XL, but it does include the similar (though physically incompatible) Enhanced Cartridge Interface (ECI).

While 1200XL/600XL/800XL keyboard key labels used capital letters exclusively, on 65XE/130XE keyboards only the first letter of the word is capitalized. Also, the [DELETE BACK SPACE] key from the 1200XL/600XL/800XL is labeled [Delete Bk Sp] on the 65XE/130XE.

The 130XE offers 128 KiB RAM (126 KiB usable), and has the Atari XL OS and Atari BASIC on ROM.

### System initialization types supported:

- Atari BASIC: Turn on computer with no cartridge inserted and no powered disk drive #1.
- Self Test program: Hold down [OPTION] while turning on the computer with no cartridge inserted and no powered disk drive #1.
- Cartridge: Turn on computer with cartridge inserted. (disables BASIC)
- Cassette boot: (boot cassette may or may not require BASIC or cartridge)
  1. With BASIC or with cartridge (cartridge disables BASIC):
    - Hold down [START] while turning on the computer.
    - With no cartridge and without BASIC:
      - Hold down both [START] and [OPTION] while turning on the computer.
      - (system buzzer sounds)
  2. Press [PLAY] on the program recorder with boot cassette inserted.
  3. Press [RETURN] on the computer.
- Disk boot: (boot disk may or may not require BASIC or cartridge inserted)
  - With BASIC or with cartridge (cartridge disables BASIC):
    - Turn on computer with boot disk inserted in powered disk drive #1.
  - With no cartridge and without BASIC:
    - Hold down [OPTION] while turning on computer with boot disk inserted in powered disk drive #1.

### Versions of the Atari 130XE:

- Domestic version for NTSC M television (North America)
  - 6502 microprocessor (Atari SALLY), C014806
  - ANTIC NTSC 'E' version, C021697
  - GTIA NTSC version, C014805
  - 16 KiB Operating System ROM
    - Most units: XL OS REV. 2, C061598
    - Late units: XL OS REV. 3, C300717
  - Atari BASIC REV. C (8 KiB ROM), C024947
  - Monitor port is Atari 5-pin
  - Television Jack for RF output
  - TV Channel Select Switch on back of computer selects RF channel: 2 or 3
  - TV Switch Box and TV Video Cable both supplied with computer
  - Manuals:
    - Atari 130XE Personal Computer Owner's Manual C025951 REV. A 1985
    - Atari 130XE Personal Computer Owner's Manual C025951 REV. A 1986
- PAL versions for PAL B/G television (Europe) or PAL I television (UK)
  - 6502 microprocessor (Atari SALLY), C014806
  - ANTIC PAL 'B' version, C021698
  - GTIA PAL version, C014889
  - 16 KiB Operating System ROM
    - Most units: XL OS REV. 2, C061598
    - Late units: XL OS REV. 3, C300717
  - Atari BASIC REV. C (8 KiB ROM), C024947
  - Monitor port is Atari 5-pin
  - Television Jack for RF output
  - No TV Channel Select Switch
  - TV output: RF channel 4 (PAL B version) or 36 (PAL G/PAL I versions)
  - TV Video Cable supplied with computer

- Manuals:
  - Atari 130XE Personal Computer Manuale d'Uso C026071
  - Atari 130XE Personal Computer Gebruikershandleiding C026072
  - Das 130XE Handbuch C026073, c1985
  - Das Atari XE Handbuch (130XE/800XE) C072018-004, c1987
  - Atari XE Ordenador Personal Guia del Usuario C072018-007
- UK version also included in the 130XE Starter Pack:  
130XE + XC12 + CX40 Joystick + TX9043 Compilation Tape  
(Typo Attack, Missile Command, Centipede, Tennis, Star Raiders)  
<http://www.rhod.fr/ataripics/130xestarter.JPG>
- SECAM version (France)
  - 6502 microprocessor (Atari SALLY), C014806
  - ANTIC PAL 'B' version, C021698
  - FGTIA, C020120
  - 16 KiB Operating System ROM
    - Most units: XL OS REV. 2, C061598
    - Late units: XL OS REV. 3, C300717
  - Atari BASIC REV. C (8 KiB ROM), C024947
  - Monitor port is Atari SECAM 6-pin
  - No Television Jack
  - No TV Channel Select Switch
  - Color Mono switch on back of computer to affect video output
  - TV cable (Monitor port to SCART/Peritel) supplied with computer
  - Manual: Atari 130XE Ordinateur Personnel Manuel d'utilisation C026059
  - Also sold in a package with the 1050 Floppy Disk Drive:  
[http://www.rhod.fr/images\\_recherches/frenchpack.jpg](http://www.rhod.fr/images_recherches/frenchpack.jpg)

### Technical manual:

- Atari 130XE Reference Manual (field service manual)

The 130XE was made by Atari Taiwan Manufacturing Corp. (most units) and in China (late production 1991 or 1992 units).

## 1.9) What is the Atari XE game system?

With the February 1987 introduction of the Atari XE game system, Atari both extended the established 65XE/130XE product line and also added a third game system to complement the established 2600 and 7800 product lines.

Termed variously by Atari as the XE Video Game System, the XE Game System, or the XE System, the name was actually trademarked by Atari as simply: XE. (For clarity, this FAQ List will normally use "XE game system" or "XEGs".)

The core component of the XEGs is the XE System console, which is essentially a complete 65XE/800XE but without a keyboard. A companion XE System Keyboard was produced and often sold with the console.

The XE System console offers 64 KiB RAM (62 KiB usable), and has the Atari XL OS REV. 4 (16 KiB), Atari BASIC REV. C (8 KiB), and Missile Command (8 KiB) all built-in on ROM (all on a single 32 KiB ROM chip, C101687).

### **Distinctive hardware features of the XE System console:**

- Keyboard Port (for the separate XE System Keyboard)
- Audio jack (phono)
- Video jack (phono, providing composite video)

### **65XE/130XE/800XE features not present on the XE System console:**

- No Enhanced Cartridge Interface (ECI)
- NTSC/PAL versions: No Monitor port
- SECAM version: No Television jack

### **System initialization types supported:**

- Cartridge: Press [Power] on the console with cartridge inserted.  
(disables BASIC and Missile Command)
- Atari BASIC, Missile Command, Self Test, Cassette boot, or Disk boot:  
(boot cassette or boot disk may or may not require BASIC or cartridge)

Held down while pressing [Power]:				
Keyboard Attached	[Option]	[Select]	[Start]	Result
N	N	N	N	Start Missile Command
N	N	N	Y	Cassette boot, Missile Command enabled
N	N	Y	N	Disk #1 boot if present, BASIC enabled
N	N	Y	Y	Cassette boot, BASIC enabled
N	Y	N	N	Disk #1 boot if present, else Self Test
N	Y	N	Y	Cassette boot, BASIC/Missile Command disabled
N	Y	Y	N	Start Missile Command
N	Y	Y	Y	Cassette boot, Missile Command enabled
Y	N	N	N	Disk #1 boot if present, BASIC enabled
Y	N	N	Y	Cassette boot, BASIC enabled
Y	N	Y	N	Start Missile Command
Y	N	Y	Y	Cassette boot, Missile Command enabled
Y	Y	N	N	Disk #1 boot if present, else Self Test
Y	Y	N	Y	Cassette boot, BASIC/Missile Command disabled
Y	Y	Y	N	Disk #1 boot if present, BASIC enabled
Y	Y	Y	Y	Cassette boot, BASIC enabled

- Cassette boot further steps:  
(System buzzer sounds.)
  2. Press [PLAY] on the program recorder with boot cassette inserted.
  3. Press [Return] on the Keyboard if present, else press [Start].

### Versions of the XE System console:

- Domestic version for NTSC M television (North America)
  - 6502 microprocessor (Atari SALLY), C014806
  - ANTIC NTSC 'E' version, C021697
  - GTIA NTSC version, C014805
  - No Monitor port
  - Monitor Video Jack (phono) for composite video output
  - Television jack for RF output
  - TV Channel Selector switch on back of console selects RF channel 2 or 3
  - TV Switch Box and TV Cable both supplied with console
  - XE 4001 package: XE System console + XE System Keyboard + XG-1 Light Gun + CX40 Joystick + Flight Simulator II + Bug Hunt
  - <http://www.rhod.fr/ataripics/xegamesystem.jpg>
  - <https://i.ebayimg.com/images/g/JawAA0SwAABdiYIX/s-l400.jpg>
  - Console and Keyboard manuals:
    - Atari XE System Owner's Manual C100608 / C033514 (26 pages)
    - Atari XE System Keyboard Owner's Manual C100609 / C033513 (99 pages)
  - PAL N version is NTSC version internally modified by Atari's distributor in Argentina, Skydata S.A., for 220 V/50 Hz power and for PAL N television/video output
- PAL versions for PAL B/G television (Europe) or PAL I television (UK)
  - 6502 microprocessor (Atari SALLY), C014806
  - ANTIC PAL 'B' version, C021698
  - GTIA PAL version, C014889
  - No Monitor port



- Monitor Video Jack (phono) for composite video output
- Television jack for RF output
- No TV Channel Selector switch
- TV output: RF channel 4 (PAL B version) or 36 (PAL G/PAL I versions)
- TV Cable supplied with console
- XE 4001 package: (English)
  - XE System console + XE System Keyboard + XG-1 Light Gun + CX40 Joystick + Flight Simulator II + Bug Hunt
  - <http://www.rhod.fr/ataripics/xegamesystem.jpg>
  - <https://i.ebayimg.com/images/g/JawAA0SwAABdiYIX/s-l400.jpg>
- XE 3001 package: (English/German/French/Italian/Spanish)
  - XE System console + CX40 Joystick
  - <http://www.rhod.fr/ataripics/xesystem1.jpg>
  - Unboxing - Benelux <https://www.youtube.com/watch?v=EJ-eAyav5G4>
- XE 2002 package: (English/German/French/Italian/Spanish)
  - XE System Keyboard + Flight Simulator II
  - <http://www.rhod.fr/ataripics/xesystem3.jpg>
- XE 2001 package: (English/French/Italian/Spanish)
  - XG-1 Light Gun + Bug Hunt
  - <http://www.mr-atari.com/afbeeldingen/hardwarediv/xesystemgun2.jpg>
    - Some packages shipped additionally with Barnyard Blaster: <http://www.retrogames.cl/imagenes/varios/zz/pistola.jpg>
    - Some of these packages were shipped in G1 Light Gun boxes: <https://tinyurl.com/f7jveufz>  
(The actual G1 never shipped. It was to be the same as the XG-1 but red/orange instead of XE gray, and to be marketed for use with the 2600/7800.)
- See Atari User vol. 3 no. 9 page 28 for list of packages: <https://archive.org/details/atari-user-uk-magazine-33/page/n27/mode/1up>
- Console manuals:
  - Atari XE System Owner's Manual C100608 / C033514 (26 pages)
  - Atari XE System Benutzerhandbuch C100608-004
  - Atari XE System Manuale d'uso C100608 (26 pages)
  - Atari XE System Manual del usuario
- Keyboard manuals:
  - Atari XE System Keyboard Owner's Manual C100609 / C033513 (99 pages)
  - Atari XE System Tastiera Manuale d'uso C100609 (103 pages)
- SECAM version (France)
  - 6502 microprocessor (Atari SALLY), C014806
  - ANTIC PAL 'B' version, C021698
  - FGTIA, C020120
  - Monitor port is Atari SECAM 6-pin
  - Monitor Video Jack (phono) for composite video output
  - No Television jack
  - No TV Channel Selector switch
  - TV cable (Monitor port to SCART/Peritel) supplied with console
  - XE 5001 package:
    - XE System console + XG-1 Light Gun + Bug Hunt + CX40 Joystick
    - <https://preview.tinyurl.com/ydqju6nl>
  - XE 2012 package:
    - XE System Keyboard + XC12 + Flight Simulator II
    - <https://preview.tinyurl.com/ydqju6nl>

- Console and Keyboard manuals:
  - Atari XE System Console de jeu Manuel d'utilisation
  - Atari XE System Clavier XE Manuel d'utilisation C100609-003
- [http://www.atarimania.com/catalog-atari-atari-france-10-88\\_273\\_8.html](http://www.atarimania.com/catalog-atari-atari-france-10-88_273_8.html)

The XE System console and the XE System Keyboard were made by Atari Taiwan Manufacturing Corp.

## 1.10) What is the Atari 800XE?

The Atari 800XE was announced (not by name at the time) in March 1987 in West Germany, and shipped later that year as a regional (West Germany, Austria, Switzerland) complement to the Atari 65XE and 130XE. The 800XE name was selected in a marketing attempt to capitalize on the recent and surprisingly swift final sellout of available inventory of new 800XL units. (The 800XE was never introduced in the US)

The 800XE is identical to the common PAL B version of the 65XE, utilizing the same PAL 130XE motherboard with Enhanced Cartridge Interface (ECI).

The 800XE offers 64 KiB RAM (62 KiB usable), and has the Atari XL OS and Atari BASIC on ROM.

### System initialization types supported:

- Atari BASIC: Turn on computer with no cartridge inserted and no powered disk drive #1.
- Self Test program: Hold down [OPTION] while turning on the computer with no cartridge inserted and no powered disk drive #1.
- Cartridge: Turn on computer with cartridge inserted. (disables BASIC)
- Cassette boot: (boot cassette may or may not require BASIC or cartridge)
  1. With BASIC or with cartridge (cartridge disables BASIC):
    - Hold down [START] while turning on the computer.
    - With no cartridge and without BASIC:
      - Hold down both [START] and [OPTION] while turning on the computer.
      - (system buzzer sounds)
  2. Press [PLAY] on the program recorder with boot cassette inserted.
  3. Press [RETURN] on the computer.
- Disk boot: (boot disk may or may not require BASIC or cartridge inserted)
  - With BASIC or with cartridge (cartridge disables BASIC):
    - Turn on computer with boot disk inserted in powered disk drive #1.
  - With no cartridge and without BASIC:
    - Hold down [OPTION] while turning on computer with boot disk inserted in powered disk drive #1.

### Versions of the Atari 800XE:

- PAL versions for PAL B/G television (Europe)
  - PAL 130XE motherboard (including ECI, but only 64 KiB RAM)
  - 6502 microprocessor (Atari SALLY), C014806
  - ANTIC PAL 'B' version, C021698
  - GTIA PAL version, C014889
  - 16 KiB Operating System ROM: XL OS REV. 3, C300717
  - Atari BASIC REV. C (8 KiB ROM), C024947
  - Monitor port is Atari 5-pin
  - Television Jack for RF output
  - TV Channel Select Switch: Either not present, or has no effect
  - TV output: RF channel 4 (PAL B version) or 36 (PAL G version)
  - TV Video Cable supplied with computer
  - Manual: Das Atari XE Handbuch (130XE/800XE) C072018-004, © 1987

Some images of the 800XE: <http://www.silicium.org/oldskool/atari/800xe.htm>

Jindrich Kubec writes, "The problematic Chinese 800XEs with GTIA problems were manufactured in 1992."

The 800XE was made by Atari Taiwan Manufacturing Corp. (most units) and in China (late production 1991 or 1992 units).

## 1.11) What were the Atari 1400XL, 1450XLD, 65XEP, and 65XEM?

Atari publicly introduced or announced several computers in the tradition of the 400/800/XL/XE series that ultimately never shipped.

When it was introduced in June 1983 alongside the 600XL, 800XL, and 1450XLD (never shipped), the **Atari 1400XL computer** was promised to ship in September 1983.

Expected to replace the 1200XL, and resembling the 1200XL in appearance, the 1400XL was to provide the features of the 800XL plus a built-in 300 baud modem with ModemLink software and a built-in speech synthesizer (Votrax SC-01).

Earlier internal names at Atari for the 1400XL: "1201", "1200XLT".

Power jack is a female DIN-7 270 Socket: pins 1,6 +5V; pin 2 -5V; pin 4 +12V; pins 3,5,7 GND. Uses a DC power supply (external adapter) rated for 22 watts such as Atari# C062023 (<https://mcurrent.name/powersupplies/62023.jpg>) or equivalent.

Prototype units exist, but the 1400XL (and the C062023) never shipped.

<http://www.atarimuseum.com/computers/8BITS/XL/1400xl/1400.html>

The **Atari 1450XLD computer** was introduced in June 1983 alongside the 600XL, 800XL, and 1400XL (never shipped), and was originally promised to ship in October 1983.

As introduced, the 1450XLD was to provide the features of the 1400XL plus a built-in double-sided, dual/enhanced density 260 KiB 5.25" floppy disk drive that would be 2.5 times faster than the 810 (connected directly to the computer's processor bus), with expansion space for a second disk drive. A revised 1984 design instead featured a double-sided, true double density 360 KiB disk drive operating 5 times faster than in the 1983 design, and included the newer Silicon Systems SSI-263 (equivalent to the Votrax SC-02) speech synthesis chip.

Atari continued to promote the 1450XLD by name through May 1984, and privately showed the 1984 design at the June 1984 CES.

Earlier internal names at Atari for the 1450XLD: "6402", "1251", "1250", "1200XLD", "1250XLD". Also: "1450XL" (without internal disk drive).

Power jack is a female DIN-8 270 Socket: pins 1,6 +5V; pin 2 -5V; pin 4 +12V; pins 3,5,7,8 GND. Uses a DC power supply (external adapter) rated for 45 watts such as Atari# C062297 (<https://mcurrent.name/powersupplies/62297.jpg>) or equivalent.

Prototype units exist, but the 1450XLD (and the C062297) never shipped.

<http://www.atarimuseum.com/computers/8BITS/XL/1450xld/1450xld.html>

The **Atari 65XEP computer** was previewed concurrently with the introductions of the 65XE and 130XE in January 1985. The portable 65XEP was to provide the features of the 65XE, plus built-in 5" monochrome CRT display and 360 KiB 3.5" disk drive. The 65XEP never shipped, and possibly only the single original mockup display prototype unit ever existed.

<http://www.cyberroach.com/cyromag/14/DSCN3934.jpg>

The **Atari 65XEM computer** was pre-announced in advance of the January 1985 introductions of the 65XE and 130XE but it was never introduced. The 65XEM was to provide the features of the 65XE, plus advanced sound/voice synthesis capabilities thanks to the addition of the AMY Sound Processor chip.

Eight voices giving rich music giving the following features: (Page 6 #14 Mar/Apr 85)

- Digital sample rate in excess of 30 kHz. Over 60 dB dynamic range.
- Fundamental Frequency Range of 4.8 Hz to 7.8 kHz -10 2/3 octaves.
- Fundamental Frequency Resolution of 1/64 semitones.
- Precise control of harmonic amplitudes. 64 harmonics.

Earlier internal names at Atari for the 65XEM: "XL/M", "900XLA"

No more than a handful of prototype 65XEM units may exist.

[http://www.atarimuseum.com/computers/8bits/xe/xe\\_protos/65xem.html](http://www.atarimuseum.com/computers/8bits/xe/xe_protos/65xem.html)

## 1.12) What are SALLY, ANTIC, CTIA/GTIA/FGTIA, POKEY, and FREDDIE?

Portions of this section derived from De Re Atari.

The internal layout of the Atari 8-bit computer is very different from other systems. It of course has a microprocessor (a 6502), random-access memory (RAM), read-only memory (ROM), and a peripheral interface adapter (PIA). However, it also has three special-purpose large-scale integration (LSI) chips known as ANTIC, one of CTIA/GTIA/FGTIA, and POKEY. These chips were designed by Atari engineers primarily to take much of the burden of housekeeping off of the 6502, thereby freeing the 6502 to concentrate on computations. While they were at it, they designed a great deal of power into these chips. Each of these chips is almost as big (in terms of silicon area) as a 6502, so the three of them together provide a tremendous amount of power. Mastering the Atari 8-bit computers is primarily a matter of mastering these three chips.

### 1.12.1) 6502/SALLY microprocessor

**MOS Technology MCS6502A or equivalent (400/800, most NTSC): C014377**

**Atari SALLY (400/800, late NTSC & all PAL; XL/XE, all): C014806**

The Atari 400/800 were designed around the MOS Technology MCS6502A (6502 rated for 2 MHz) microprocessor. The MCS6502 primary designers were Chuck Peddle (architecture) and Bill Mensch (engineering), and it was introduced by MOS Technology in September 1975. MOS Technology was acquired by Commodore (CBM) in November 1976, and would later operate as Commodore Semiconductor Group (CSG). Before appearing in the Atari 400/800, the 6502 had already gained wide market acceptance in products including the Apple II and Commodore PET microcomputers, and the derivative 6507 was used in the Atari Video Computer System (VCS).

While the 6502 is not proprietary to Atari, the standard 6502 chips shipped in most Atari NTSC 400/800 computers were usually manufactured for Atari and have the Atari C014377 part number.

Later production NTSC 400/800 computers, all PAL 400/800 computers, and all of the Atari XL/XE computer models contain Atari's proprietary version of the 6502 chip. This chip was originally named SALLY by Atari engineers, but Atari Customer Support documents (Field Services Manuals) variously described it as "6502 (Modified)", "6502 Modified", "Custom 6502", or "6502C". Field Service Manuals published by Atari, Corp./Atari Corporation reverted to using the chip's original name, SALLY, while Atari, Corp./Atari Corporation XE consumer owner's manuals (unfortunately) continued to use "6502C" in reference to the SALLY 6502.

Several manufacturers produced the SALLY 6502 for Atari, including MOS Technology, Synertek, Rockwell, NCR, and United Microelectronics (UMC). It is important to note that chips marked "6502C" such as the MOS Technology MCS6502C, MOS Technology MPS6502C, Synertek SY6502C, Rockwell R6502C, or UMC UM6502C are NOT the Atari "6502C" but rather equivalents to the standard MCS6502 that are certified for 4 MHz operation. Atari SALLY 6502 chips are never marked "6502C" but, other than the UMC UM6502I, always carry the Atari part number C014806.

In contrast to the MCS6502 and equivalents, the SALLY 6502 has the addition of a /HALT signal on pin 35. The SALLY 6502 also has a second R/W signal on pin 36 (in addition to pin 34). Pins 35 and 36 are not connected on the MCS6502 and equivalents.

The Atari's second microprocessor, ANTIC, must routinely interrupt the 6502 in order to utilize the processor bus for itself for direct memory access (DMA). /HALT on the SALLY 6502 facilitates this system design. Atari's earlier implementation of the same functionality in the 400/800 using the MCS6502 or equivalent requires a series of 4 additional chips that are unnecessary in computers designed for the SALLY 6502.

Other systems utilizing the Atari SALLY 6502 chip: Atari 5200, Atari 7800

6502.org "The 6502 microprocessor resource": <http://www.6502.org/>

## 1.12.2) ANTIC

**ANTIC NTSC (pre-'E'): C012296**

**ANTIC NTSC 'E': C021697**

**ANTIC PAL 'A': C014887**

**ANTIC PAL 'B': C021698**

**C012296/C014887 shipped in the 400/800/1200XL and some 800XL units.**

**C021697/C021698 shipped in the 600XL, some 800XL, and all XE units.**

ANTIC ("AlphaNumeric Television Interface Controller" – FD100001 REV. 02 pages 1-8) is a microprocessor dedicated to the television display. It is a true microprocessor; it has an instruction set, a program (called the display list), and data. The display list and the display data are written into RAM by the 6502. ANTIC retrieves this information from RAM using direct memory access (DMA). It processes the higher level instructions in the display list and translates these instructions into a real-time stream of simple instructions to CTIA/GTIA/FGTIA.

Specific ANTIC functions include:

- Object DMA (Direct Memory Access) control.  
Two types of display DMA (uses 6502 halt for "cycle stealing"):
  1. Playfield DMA - Execution of display list instructions in RAM.
  2. Player-Missile DMA - Automatic fetching of player-missile graphics data from RAM for CTIA/GTIA/FGTIA.The ANTIC chip also generates DMA addresses for the (entirely automatic) refresh of on-board dynamic memory RAM (DRAM). ANTIC versions C012296/C014887 use an 8 bit refresh cycle counter, supporting DRAM chips including those requiring 128 cycle/2ms or 256 cycle/4ms refresh (standard 16 KiB and 64 KiB DRAM chips). The C021697/C021698 ANTIC versions use a 9 bit refresh cycle counter, supporting additional DRAM chips that require more refresh cycles (standard 256 KiB DRAM chips).
- NMI (Non-Maskable Interrupt) control. 3 types of NMIs on the Atari are:
  1. Display List Interrupt (DLI)
  2. System Reset (key)
  3. Vertical Blank Interrupt (VBI)
- Vertical and Horizontal fine scrolling
- Vertical line counter (VCOUNT)
- Light pen / light gun position registers
  - New values are stored when any one of the joystick triggers lines (except jacks 1-3 on the 400) is pulled low by the pen/gun, which happens when the light detector in the pen/gun detects the CRT electron beam.
  - Horizontal value is the color clock count (with offset/wraparound), yielding possible values from 0-227.
  - Vertical value is the vertical line counter (VCOUNT) value, or the number of scan lines divided by two, yielding possible values from 0-130 (NTSC ANTIC) or 0-155 (PAL ANTIC).
- WSYNC (wait for horizontal sync) command – allows the 6502 to synchronize itself to the TV horizontal line rate

Another system utilizing the Atari ANTIC chip: Atari 5200

ANTIC C012296 (NTSC) REV. D technical documentation by Atari:

<http://preview.tinyurl.com/y8v1cvuq>

## 1.12.3) CTIA/GTIA/FGTIA

**CTIA (NTSC): C012295**

**GTIA (NTSC): C014805**

**GTIA (PAL): C014889**

**FGTIA (SECAM): C020120**

**CTIA** "Color Television Interface Adaptor" – FD100001 REV. 02 p.1-10  
"Colleen Television Interface Adaptor" (probable original)

**GTIA** "Graphics Television Interface Adaptor" – FD100001 REV. 02 p.1-10  
"George's Television Interface Adaptor" (probable original)

**FGTIA** "French Graphics Television Interface Adaptor" (probable)

Early NTSC 400/800 units shipped with CTIA. Later NTSC 400/800 units, all PAL 400/800 units, and all NTSC XL/XE and PAL XL/XE systems include GTIA. SECAM 800XL, 130XE and XE System console units include FGTIA.

The NTSC versions of CTIA/GTIA were designed to interface with the NTSC version of ANTIC. The PAL version of GTIA and the FGTIA were designed to interface with the PAL version of ANTIC.

The CTIA, GTIA, or FGTIA is the television interface chip. ANTIC directly controls most of the operations of the CTIA/GTIA/FGTIA, although the 6502 can also be programmed to intercede and control some or all of the functions of the CTIA/GTIA/FGTIA. The CTIA/GTIA/FGTIA converts the digital commands from ANTIC (or the 6502) into the video signal output.

In addition to its basic television/video interface function, the CTIA/GTIA/FGTIA performs color-luminance control for the entire video signal, player-missile control, and both priority control and collision detection among player-missiles and the background. The CTIA/GTIA/FGTIA also reads the controller port trigger inputs and the console keys (Start/Select/Option), and it generates console speaker sounds. In the XL/XE, the GTIA/FGTIA senses the presence of an active ROM cartridge, and in the XE System console the GTIA/FGTIA senses the presence of an XE Keyboard.

The GTIA is backward compatible with the CTIA, with the GTIA simply making available three additional graphics modes (GTIA Modes 1-3). Notably, both the 400/800 OS REV. A and Atari BASIC REV. A were GTIA-ready from their 1979 release. By way of explanation, Robin Sherer of Santa Cruz Education Software was quoted in InfoWorld 15-Mar-1982 regarding GTIA: "They had it designed before the computer even went to market. They had already ordered 100,000 of the CTIAs – that's the rumored number. Not wanting to throw away chips, they introduced [computers] in this country with the CTIA."

The FGTIA is software compatible with the GTIA. However, in GTIA Mode 1 the FGTIA can only display 8 distinct luminances, compared to the 16 distinct luminances that can be displayed in GTIA Mode 1 by the GTIA.

Whether CTIA or GTIA/FGTIA is installed can be determined by observing what happens as a result of trying to enter a GTIA graphics mode. In Atari BASIC, at the "READY" prompt, type



POKE 623,64 [RETURN]. If the screen blackens, you have the GTIA or FGIA chip. If it stays blue, you have the early CTIA chip.

Bill Wilkinson offers a technique whereby software can determine whether a CTIA or a GTIA is installed in his "Insight: Atari" column in the January 1983 (#32) issue of Compute!, page 171, see:

[http://www.atarimagazines.com/compute/issue32/085\\_1\\_INSIGHT\\_ATARI.php](http://www.atarimagazines.com/compute/issue32/085_1_INSIGHT_ATARI.php)

A substantial number of late-production Atari XE computer systems, especially later 800XE computers made in China, shipped with moderately defective GTIA chips. This page (in Polish) details the scope of the issue, including how to detect whether a given computer contains one of the faulty GTIA chips:

<http://atariki.krap.pl/index.php/GTIA>

Simius designed a GTIA Fixer in 2010:

(Polish) [http://atariki.krap.pl/index.php/Simius\\_GTIA\\_Fixer](http://atariki.krap.pl/index.php/Simius_GTIA_Fixer)

Jurgen van Radecke (tfhh) offers the Simius-designed GTIA Fixer (2015):

[http://www.van-radecke.de/STUFF/tfhh\\_HW\\_info.pdf](http://www.van-radecke.de/STUFF/tfhh_HW_info.pdf)

Pawel Rosowski published this detailed description of the highly-obscure temperature-dependent "Delayed GTIA Functions" ("DGF") phenomenon in 2013:

<http://preview.tinyurl.com/zcjl6cl>

Another system utilizing the Atari GTIA chip: Atari 5200

Technical documentation by Atari:

GTIA(NTSC) C014805: <http://www.retromicro.com/files/atari/8bit/gtia.pdf>

FGIA:

[ftp://ftp.pigwa.net/stuff/collections/nir\\_dary\\_cds/Tech%20Info/FGTIA.PDF](ftp://ftp.pigwa.net/stuff/collections/nir_dary_cds/Tech%20Info/FGTIA.PDF)

## 1.12.4) POKEY

### C012294

POKEY (name derived from POtentiometer and KEYboard) is a digital input/output (I/O) chip. It handles such disparate tasks as the serial I/O bus (SIO), audio generation, keyboard scan, timers, and random number generation. It also digitizes the resistive paddle inputs (potentiometer or "pot" ports) and controls selected maskable interrupt (IRQ) requests from peripherals (other IRQs are handled by the PIA).

- The 8 pot ports (pot input lines) are used to convert analog voltages to digital values by measuring internal dump resistor rise/charge times to logic "1" once per each video output scan line. Timing counters for each pot line increment once per color clock, and there are 228 color clocks per scan line, yielding possible counts/values from 1-228.
- The POKEY two-tone mode is used to produce the sounds that comprise the digital track when saving data to cassette with an Atari program recorder.
- The POKEY volume control only mode (4-bit PCM) is used to produce the tones for tone dialing by the Atari 1030 Modem.

Other systems utilizing the Atari POKEY chip:

- 40 production coin-operated arcade games released by Atari or Atari Games, from Missile Command (June 1980) to Tetris and Vindicators Part II (both released February 1989). (Thanks to Laurent Delsarte for the list.)
- Centuri Tunnel Hunt, coin-operated arcade game licensed from Atari
- Atari 5200
- Atari Ballblazer and Commando cartridges for the Atari 7800

POKEY Technical documentation by Atari:

[http://visual6502.org/images/C012294\\_Pokey/pokey.pdf](http://visual6502.org/images/C012294_Pokey/pokey.pdf)

## 1.12.5) FREDDIE

### **800XL ("800XLF" and SECAM), XE (all): C061922/C061991**

According to Atari's design specification (C061922), the "Freddie RAM" Memory Control Unit is a custom LSI chip providing dynamic RAM (DRAM) control functions. It replaces a number of small-scale integration (SSI) and medium-scale integration (MSI) transistor-transistor logic (TTL) parts, including a custom delay line. FREDDIE multiplexes 16-bit RAM addresses from the processor bus into 8-bit row and 8-bit column addresses for direct use in the DRAM, and it generates row and column DRAM address timing strobes.

Any functional difference between the C061922 and C061991 FREDDIE versions is not well established. It is theorized that the original C061922 was designed to work with the earlier C012296/C014887 ANTIC versions with 7 bit DRAM refresh address counter for 128 row addresses, while the later C061991 also supports an 8 bit counter for 256 row addresses as generated by the later C021697/C021698 ANTIC versions. Both versions carry the 1983 copyright date.

"FREDDIE" or "FREDDY"?

Atari technical documentation consistently uses "FREDDIE" while Atari consumer documentation (Owner's Manuals for all XE systems) consistently uses "FREDDY."

This FAQ List adopts the convention from Atari's technical documentation: "FREDDIE"

FREDDIE technical documentation by Atari: <http://preview.tinyurl.com/z6xmjpi>

According to the preliminary Atari 600 product specification at <https://archive.org/details/AtariA600XLProductStatusMeetingHandout> an earlier name for the chip was "FRED", and it had the additional purpose to make possible a low-cost external 5200 adaptor for the upcoming Atari computers (600XL/800XL).

## 1.12.6) 6520 PIA

### **MOS Technology MCS6520A or equivalent: C012298/C014795/C014812**

The 8-bit Atari uses the MOS Technology MCS6520A (6520 rated for 2 MHz) or equivalent as a peripheral interface adapter (PIA). Introduced in 1976, the MCS6520 was a direct pin-for-pin replacement, with identical electrical specifications, for the Motorola MC6820 PIA which had been introduced in 1974. 6820 principal designer at Motorola: Bill Mensch.

Also in 1976, Motorola introduced the MC6821 PIA, a functionally equivalent replacement for the MC6820 with slightly different electrical specifications.

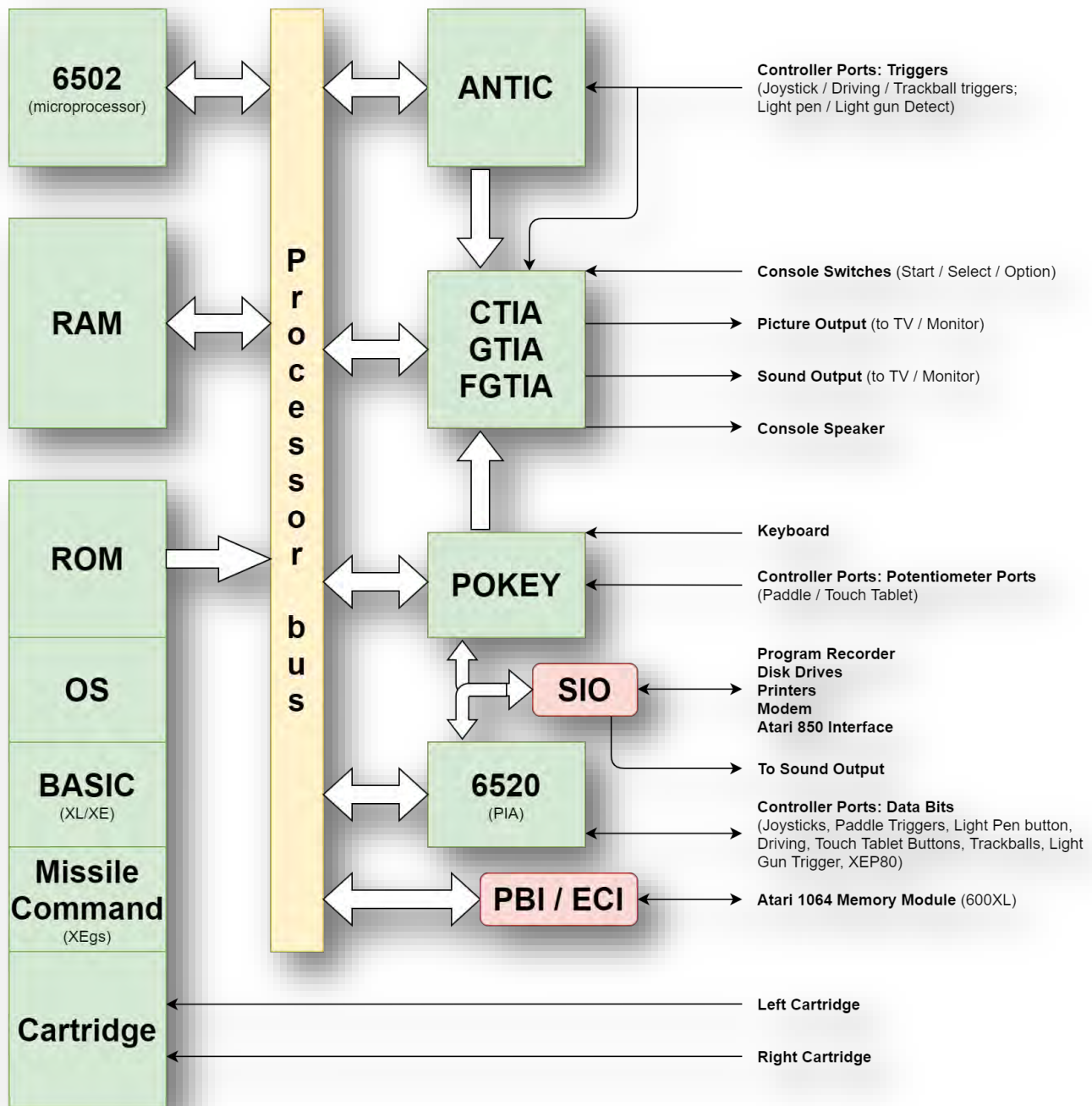
While the 6520 is not proprietary to Atari, the PIA chips shipped in Atari computers were usually manufactured for Atari and have an Atari part number:

- C012298 = Synertek P6520A (early 400/800 units)
- C014795 = Any 2 MHz 6520 equivalent (replaced the C012298 part number)
- C014812 = 68B21 (Motorola MC6821 rated for 2 MHz) or equivalent.

## 1.12.7) Hardware manuals from Atari

- Hardware Manual, © 1980 edition, October 1980
  - Section VI.C. Schematics is published single-sided.
  - Pages B-10 and B-11 (Memory Configurations) are hand-drawn.
  - BLUE line-printed title page. Included in:
    - "Atari Personal Computer System Operating System User's Manual and Hardware Manual" November 1980 C016555 with ORANGE cover page
    - "Atari Personal Computer System Operating System User's Manual and Hardware Manual" January 1982 C016555 with YELLOW cover page
  - BLUE title page (with Atari logo). Included in:
    - "Atari Personal Computer System Technical Reference Notes includes: Operating System User's Manual and Hardware Manual" C016555 REV. 1 (mid-1982) with GOLD title page
- Hardware Manual, © 1980 edition, October 1980
  - Section VI.C. Schematics is published double-sided.
  - Pages B-10 and B-11 (Memory Configurations) are machine-produced.
  - BEIGE title page (with Atari logo). Included in:
    - "Atari Home Computer System Technical Reference Notes includes: Operating System User's Manual, Operating System Source Listing and Hardware Manual" C016555 REV. A (late 1982) with BLUE title page
- De Re Atari: A Guide to Effective Programming
  - C060070, © 1981 editions (early versions for registered developers)  
[https://archive.org/details/DeReAtari\\_Alternate\\_Early\\_Version](https://archive.org/details/DeReAtari_Alternate_Early_Version)  
[https://archive.org/details/DeReAtari\\_early\\_version](https://archive.org/details/DeReAtari_early_version)
  - APX-90008, © 1982 edition (common version sold via APX)  
<http://www.atariarchives.org/dere/>
  - Also published in German and French language editions

# 1.13) What is the internal hardware arrangement of the 8-bit Atari?



**Notes:**

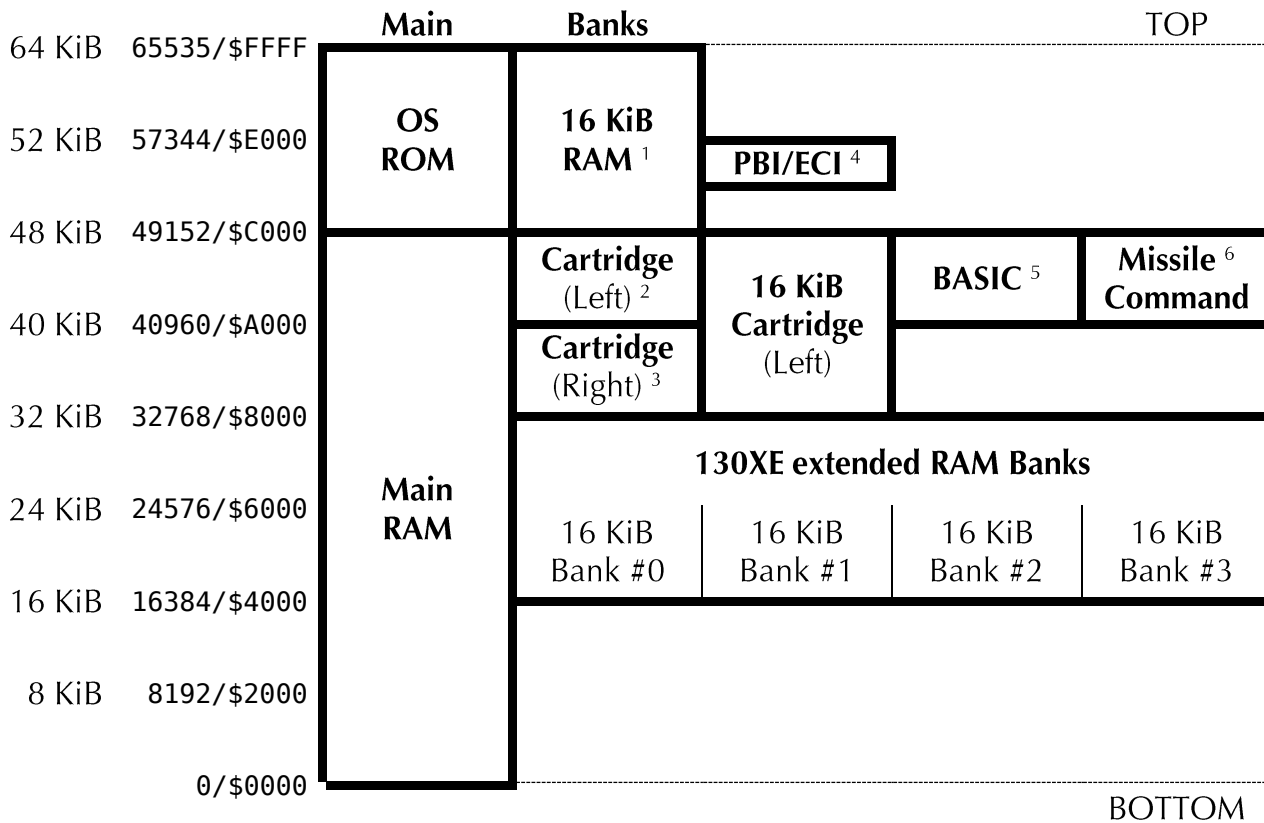
- 6502:
  - Most NTSC 400/800: MOS Technology MCS6502A or equivalent
  - Late NTSC 400/800, all PAL 400/800, and all XL/XE: Atari SALLY
- CTIA/GTIA/FGTIA:
  - CTIA: Earlier NTSC 400/800
  - GTIA: Later NTSC 400/800 and all NTSC/PAL XL/XE
  - FGTIA: SECAM XL/XE
- Right Cartridge: 800 only
- Controller Ports: 400/800 have 4; XL/XE have 2
- Controller Port Triggers: Not connected to ANTIC on jacks 1-3 on the 400
- Console Speaker:
  - 400/800: An internal physical speaker
  - XL/XE: Mixed into Sound Output to TV/Monitor
- PBI: 600XL/800XL only
- ECI: 130XE/65XE (later)/800XE only

## 1.14) What is the Atari memory map and how is banked memory managed?

The 8-bit 6502 and ANTIC processors can directly address 64 KiB distinct memory locations, addressed as 0-65535 (decimal) or \$0-\$FFFF (hexadecimal).

Bank-selection techniques allow the use of multiple banks of memory that share the same ranges of memory addresses.

## MEMORY MAP OVERVIEW



### Main RAM Notes:

- 0-1535 / \$0000-\$05FF are used by the Atari OS
- 1792-5377 / \$0700-\$1501 are used by Atari DOS

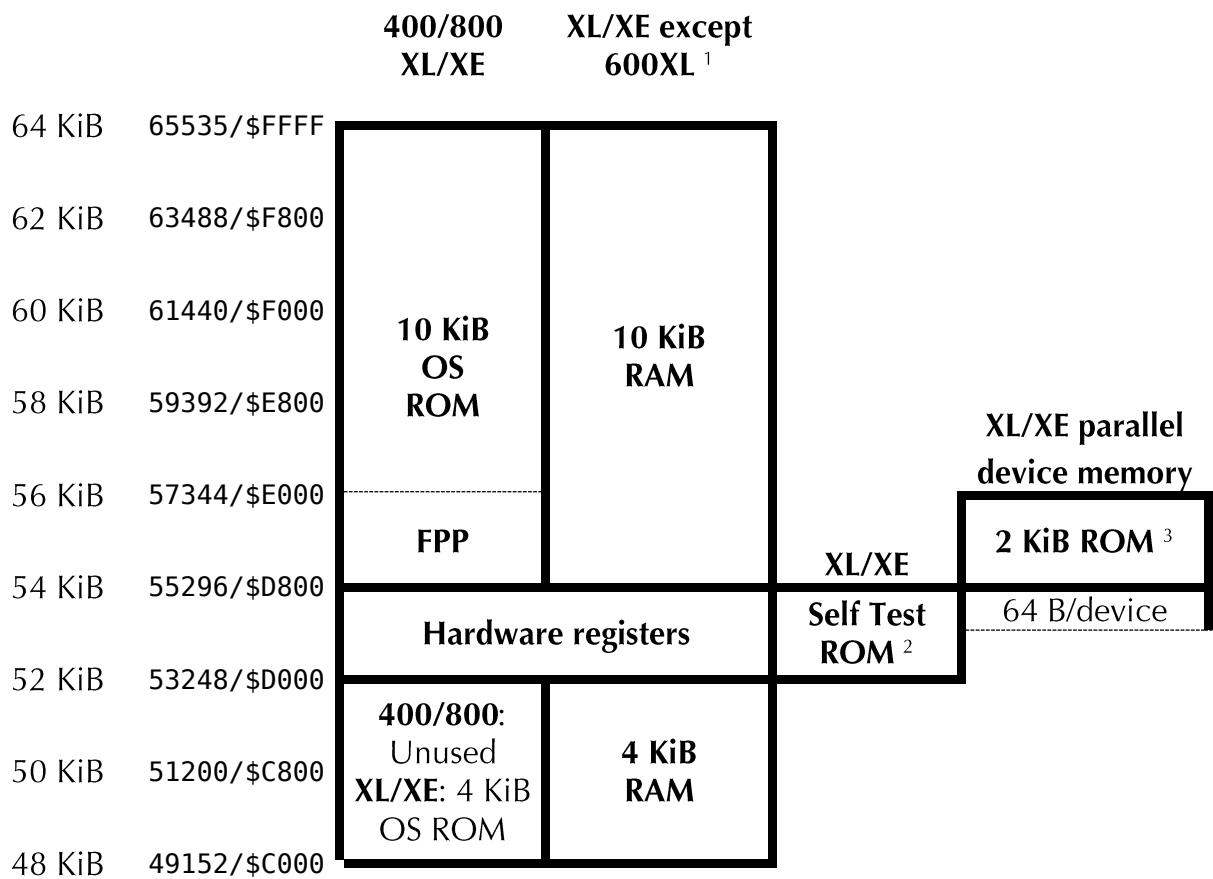
### Available Main RAM:

400/800	with	8 KiB	0- 8191 / \$0000-\$1FFF
400/800/600XL	with	16 KiB	0-16383 / \$0000-\$3FFF
800	with	24 KiB	0-24575 / \$0000-\$5FFF
800	with	32 KiB	0-32767 / \$0000-\$7FFF
800	with	40 KiB	0-40959 / \$0000-\$9FFF
400/800	with	48 KiB	0-49151 / \$0000-\$BFFF
XL/XE	with	64 KiB	0-49151 / \$0000-\$BFFF
130XE	with	128 KiB	0-49151 / \$0000-\$BFFF

### Bank RAM Notes:

1. RAM in XL/XE except 600XL
2. 8 KiB "Left" Cartridge ROM
3. 8 KiB "Right" Cartridge ROM in 800 only
4. PBI/ECI on XL/XE except 1200XL
5. BASIC in XL/XE except 1200XL
6. Missile Command in XEGs only

**49152-65535/\$C000-\$FFFF (16 KiB) detail:**



**Notes:**

1. But including 600XL with 1064
2. 2 KiB physically present but not accessed here
3. Full 2 KiB ROM per device

### 53248-55295/\$D000-\$D7FF (2 KiB) detail:

This address space is used by hardware registers, or by XL/XE parallel device handlers and drivers, as follows:

<b>\$D7C0-D7FF</b>	Parallel device #7 RAM (64 bytes)
<b>\$D780-D7BF</b>	Parallel device #6 RAM (64 bytes)
<b>\$D740-D77F</b>	Parallel device #5 RAM (64 bytes)
<b>\$D700-D73F</b>	Parallel device #4 RAM (64 bytes)
<b>\$D6C0-D6FF</b>	Parallel device #3 RAM (64 bytes)
<b>\$D680-D6BF</b>	Parallel device #2 RAM (64 bytes)
<b>\$D640-D67F</b>	Parallel device #1 RAM (64 bytes)
<b>\$D620-D63F</b>	Parallel device #x RAM (32 bytes) meant for a modem device (One parallel device may utilize 96 bytes total.)
<b>\$D600-D61F</b>	Parallel device #0 RAM (32 bytes)
<b>\$D6xx</b>	800 rear RAM slot device
<b>\$D5xx</b>	Cartridge device or 800 rear RAM slot device
<b>\$D4xx</b>	ANTIC
<b>\$D3xx</b>	PIA
<b>\$D2xx</b>	POKEY
<b>\$D1xx</b>	PBI/ECI Parallel Device (hardware registers)
<b>\$D0xx</b>	CTIA/GTIA/FGTIA

### Banked memory management

- In XL/XE computers (including XEGs with keyboard attached) except the 1200XL, the BASIC ROM is normally enabled at 40960-49151/\$A000-\$BFFF and RAM there is disabled.
- In the XE System console, with no keyboard attached, the Missile Command ROM is normally enabled at 40960-49151/\$A000-\$BFFF and the BASIC and RAM there are disabled.
- A Right Cartridge ROM, if present (800 only), disables any RAM at 32768-40959/\$8000-\$9FFF.
- An 8 KiB Left Cartridge ROM, if present, disables any RAM or other ROM at 40960-49151/\$A000-\$BFFF.
- A 16 KiB Cartridge ROM, if present, disables any RAM or other ROM at 32768-49151/\$8000-\$BFFF.



In XL/XE computers, memory location 54017/\$D301, known as PIA Port B (PORTB), is used for banked memory management as follows:

### Bit Memory Control

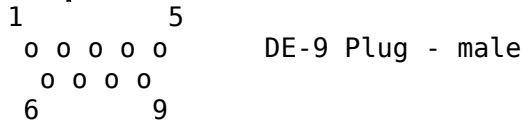
- #0** OS ROM / RAM area (16 KiB at 49152-65535/\$C000-\$FFFF)
  - 1 = OS ROM enabled / RAM disabled
  - 0 = RAM enabled / OS ROM disabled
- #1** BASIC / RAM area (8 KiB at 40960-49151/\$A000-\$BFFF)
  - 1 = RAM enabled / BASIC disabled
  - 0 = BASIC enabled / RAM disabled
- #2** 130XE bank selection least significant bit (LSB)
  - Bits 2 and 3 together select 130XE extended RAM bank 0, 1, 2, or 3.
- #3** 130XE bank selection most significant bit (MSB)
  - Bits 2 and 3 together select 130XE extended RAM bank 0, 1, 2, or 3.
- #4** 130XE 6502 Bank /Enable (CBE) at 16384-32767/\$4000-\$7FFF (16 KiB)
  - 1 = 6502 accesses main RAM
  - 0 = 6502 accesses extended RAM bank selected with bits 2 and 3
- #5** 130XE Video Bank /Enable (VBE) at 16384-32767/\$4000-\$7FFF (16 KiB)
  - 1 = ANTIC accesses main RAM
  - 0 = ANTIC accesses extended RAM bank selected with bits 2 and 3
- #6** XE System console Missile Command (8 KiB at 40960-49151/\$A000-\$BFFF)
  - 1 = Missile Command disabled and defer to Bit 1 for BASIC/RAM control
  - 0 = Missile Command enabled, if Bit 1 is set to 1. If bit 1 is also set to 0 then BASIC is enabled rather than Missile Command.
- #7** Self Test routine / RAM area (2 KiB at 20480-22527/\$5000-\$57FF)
  - 1 = RAM enabled / Self Test disabled
  - 0 = Self Test enabled / RAM disabled

When the Self Test feature is invoked, the 2 KiB physical ROM at 53248-55295 / \$D000-\$D7FF is accessed at 20480-22527/\$5000-\$57FF.

In XL/XE computers except the 1200XL, memory location 53759/\$D1FF, known as the parallel device select hardware register or PDVS, is also used for banked memory management. Setting one of the bits (0-7) of PDVS to 1 de-selects the Floating Point Package (FPP) ROM at 55296-57343/\$D800-\$DFFF (2 KiB) and selects the device (0-7) ROM in its place. Clearing all bits of PDVS re-enables the FPP ROM. Note that, due to this memory banking, the FPP is not available to PBI/ECI parallel devices.

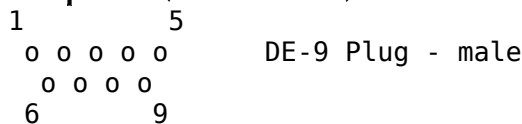
# 1.15) What are the pinouts for the various connectors on the Atari?

## Controller port 1 (all machines):



1. PIA Port A Input/Output Bit 0
  - o Joystick #1 Forward/Up
  - o Driving Controller #1 Bit 0 (of 2-bit Gray code)
  - o Trackball #1 X Direction (high=right low=left)
  - o Touch Tablet #1 Stylus Button
  - o Light Pen Button / Light Gun Trigger
  - o XEP80 Data to 80 Column (serial output from computer)
2. PIA Port A Input/Output Bit 1
  - o Joystick #1 Back/Down
  - o Driving Controller #1 Bit 1 (of 2-bit Gray code)
  - o Trackball #1 X Motion (square wave)
  - o XEP80 Data From 80 Column (serial input to computer)
3. PIA Port A Input/Output Bit 2
  - o Joystick #1 Left
  - o Trackball #1 Y Direction (high=down low=up)
  - o Touch Tablet #1 Left Button
  - o Paddle #1 Trigger
4. PIA Port A Input/Output Bit 3
  - o Joystick #1 Right
  - o Trackball #1 Y Motion (square wave)
  - o Touch Tablet #1 Right Button
  - o Paddle #2 Trigger
5. Potentiometer Port 1 (POKEY) (analog input, 0V-5V)
  - o Paddle #2 Position
  - o Touch Tablet #1 Vertical Position
6. Trigger 0
  - o Joystick/Driving/Trackball #1 Trigger (CTIA/GTIA/FGTIA)
  - o 800/XL/XE (not 400): Light Pen/Light Gun Detect (ANTIC)
7. +5V (50mA current rating)
8. Ground
9. Potentiometer Port 0 (POKEY) (analog input, 0V-5V)
  - o Paddle #1 Position
  - o Touch Tablet #1 Horizontal Position

## Controller port 2 (all machines):



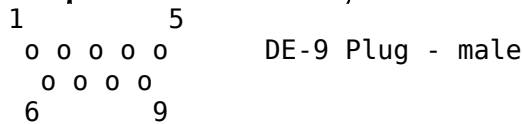
1. PIA Port A Input/Output Bit 4
  - o Joystick #2 Forward/Up
  - o Driving Controller #2 Bit 0 (of 2-bit Gray code)
  - o Trackball #2 X Direction (high=right low=left)
  - o Touch Tablet #2 Stylus Button
  - o Light Pen Button / Light Gun Trigger
  - o XEP80 Data to 80 Column (serial output from computer)
2. PIA Port A Input/Output Bit 5
  - o Joystick #2 Back/Down
  - o Driving Controller #2 Bit 1 (of 2-bit Gray code)
  - o Trackball #2 X Motion (square wave)
  - o XEP80 Data From 80 Column (serial input to computer)
3. PIA Port A Input/Output Bit 6
  - o Joystick #2 Left
  - o Trackball #2 Y Direction (high=down low=up)
  - o Touch Tablet #2 Left Button
  - o Paddle #3 Trigger
4. PIA Port A Input/Output Bit 7
  - o Joystick #2 Right
  - o Trackball #2 Y Motion (square wave)
  - o Touch Tablet #2 Right Button
  - o Paddle #4 Trigger
5. Potentiometer Port 3 (POKEY) (analog input, 0V-5V)
  - o Paddle #4 Position
  - o Touch Tablet #2 Vertical Position
6. Trigger 1
  - o Joystick/Driving/Trackball #2 Trigger (CTIA/GTIA/FGTIA)
  - o 800/XL/XE (not 400): Light Pen/Light Gun Detect (ANTIC)
7. +5V (50mA current rating)
8. Ground
9. Potentiometer Port 2 (POKEY) (analog input, 0V-5V)
  - o Paddle #3 Position
  - o Touch Tablet #2 Horizontal Position

## Controller port 3 (400/800 only):

1                    5  
o o o o o        DE-9 Plug - male  
o o o o o  
6                    9

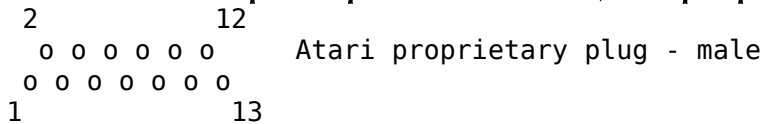
1. PIA Port B Input/Output Bit 0
  - o Joystick #3 Forward/Up
  - o Driving Controller #3 Bit 0 (of 2-bit Gray code)
  - o Trackball #3 X Direction (high=right low=left)
  - o Touch Tablet #3 Stylus Button
  - o Light Pen Button / Light Gun Trigger
2. PIA Port B Input/Output Bit 1
  - o Joystick #3 Back/Down
  - o Driving Controller #3 Bit 1 (of 2-bit Gray code)
  - o Trackball #3 X Motion (square wave)
3. PIA Port B Input/Output Bit 2
  - o Joystick #3 Left
  - o Trackball #3 Y Direction (high=down low=up)
  - o Touch Tablet #3 Left Button
  - o Paddle #5 Trigger
4. PIA Port B Input/Output Bit 3
  - o Joystick #3 Right
  - o Trackball #3 Y Motion (square wave)
  - o Touch Tablet #3 Right Button
  - o Paddle #6 Trigger
5. Potentiometer Port 5 (POKEY) (analog input, 0V-5V)
  - o Paddle #6 Position
  - o Touch Tablet #3 Vertical Position
6. Trigger 2
  - o Joystick/Driving/Trackball #3 Trigger (CTIA/GTIA)
  - o 800 only (not 400): Light Pen/Light Gun Detect (ANTIC)
7. +5V (50mA current rating)
8. Ground
9. Potentiometer Port 4 (POKEY) (analog input, 0V-5V)
  - o Paddle #5 Position
  - o Touch Tablet #3 Horizontal Position

## Controller port 4 (400/800 only):



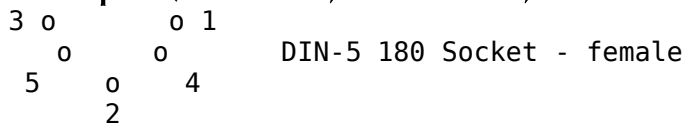
1. PIA Port B Input/Output Bit 4
  - o Joystick #4 Forward/Up
  - o Driving Controller #4 Bit 0 (of 2-bit Gray code)
  - o Trackball #4 X Direction (high=right low=left)
  - o Touch Tablet #4 Stylus Button
  - o Light Pen Button / Light Gun Trigger
2. PIA Port B Input/Output Bit 5
  - o Joystick #4 Back/Down
  - o Driving Controller #4 Bit 1 (of 2-bit Gray code)
  - o Trackball #4 X Motion (square wave)
3. PIA Port B Input/Output Bit 6
  - o Joystick #4 Left
  - o Trackball #4 Y Direction (high=down low=up)
  - o Touch Tablet #4 Left Button
  - o Paddle #7 Trigger
4. PIA Port B Input/Output Bit 7
  - o Joystick #4 Right
  - o Trackball #4 Y Motion (square wave)
  - o Touch Tablet #4 Right Button
  - o Paddle #8 Trigger
5. Potentiometer Port 7 (POKEY) (analog input, 0V-5V)
  - o Paddle #8 Position
  - o Touch Tablet #4 Vertical Position
6. Trigger 3
  - o Joystick/Driving/Trackball #4 Trigger (CTIA/GTIA)
  - o Light Pen/Light Gun Detect (ANTIC)
7. +5V (50mA current rating)
8. Ground
9. Potentiometer Port 6 (POKEY) (analog input, 0V-5V)
  - o Paddle #7 Position
  - o Touch Tablet #4 Horizontal Position

### Serial I/O (SIO) / Peripheral port (all machines, also peripherals):



1. Computer Clock Input (POKEY)
2. Computer Clock Output (POKEY)
3. Computer Data Input (POKEY)
4. Ground (signal/shield)
5. Computer Data Output (POKEY)  
(normally digital, but can also be two-tone audio for cassette data)
6. Ground (signal/shield)
7. /Command (PIA)
8. Motor Control (PIA)
9. /Proceed (PIA)
10. +5V/Ready,  
50mA current rating except 1mA on 1200XL
11. Audio Input (175mV)
12. 400/800: +12V, 300mA current rating  
XL/XE: NC Not Connected
13. /Interrupt (PIA)

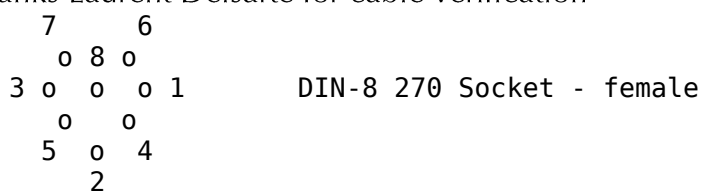
### Monitor port (all but 400, NTSC 600XL, SECAM 800XL/130XE/XEgs):



1. PAL 600XL: NC Not Connected  
All others: Composite Luminance ("Y")
2. Ground
3. Audio Output
4. Composite Video (NTSC or PAL standard)
5. 1200XL/NTSC 800XL/earlier PAL 800XL: NC Not Connected  
PAL 600XL: Ground  
All others: Composite Chrominance ("C"; NTSC or PAL standard)

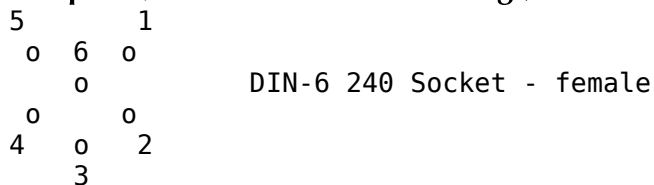
### Monitor port, Peritel (later? PAL 800 Peritel only):

Thanks Laurent Delsarte for cable verification



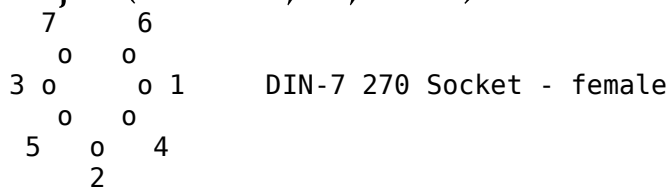
1. RGB Sync
2. Ground (for Peritel Video Ground)
3. [unknown, verification needed!!]
4. RGB Red
5. RGB Green
6. +12V (for Peritel Slow Switching AV Mode 4:3)
7. Audio
8. RGB Blue

### Monitor port (SECAM 800XL/130XE/XEgs):



1. +12V (5mA max, for Peritel Slow Switching AV Mode 4:3)
2. RF Modulator Audio (amplitude about 6x regular Audio)
3. Peritel Audio
4. Composite Video (SECAM standard)
5. Video Ground
6. +5V Mod (100mA max, power for an RF Modulator)

### Power jack (all but 400,800,1200XL):



1. +5V
2. Shield
3. Ground
4. +5V
5. Ground
6. +5V
7. Ground

**Cartridge slot (present on all machines; Left Cartridge/Cartridge A on 800):**

A	B	C	D	E	F	H	J	K	L	M	N	P	R	S	Edge Connector
-	-	-	-	-	-	-	-	-	-	-	-	-	-	-	15/30 (15x2P 30P)
-	-	-	-	-	-	-	-	-	-	-	-	-	-	-	0.100" contact pitch
1														15	

1. /S4 Select \$8000-\$9FFF	A. RD4 RAM Deselect \$8000-\$9FFF except 400: NC Not Connected
2. A3 Address bus line 3	B. Vss GND Ground
3. A2 Address bus line 2	C. A4 Address bus line 4
4. A1 Address bus line 1	D. A5 Address bus line 5
5. A0 Address bus line 0	E. A6 Address bus line 6
6. D4 Data bus line 4	F. A7 Address bus line 7
7. D5 Data bus line 5	H. A8 Address bus line 8
8. D2 Data bus line 2	J. A9 Address bus line 9
9. D1 Data bus line 1	K. A12 Address bus line 12
10. D0 Data bus line 0	L. D3 Data bus line 3
11. D6 Data bus line 6	M. D7 Data bus line 7
12. /S5 Select \$A000-\$BFFF	N. A11 Address bus line 11
13. Vcc +5V	P. A10 Address bus line 10
14. RD5 RAM Deselect \$A000-\$BFFF except 400: NC Not Connected	R. 400/800/1200XL: R/W Early 600XL/800XL/XE: R/W Read/Write
15. /CCTL Cartridge Control \$D5xx	S. 400/800: RASTIME Row Address Strobe Time XL/XE: BPhi2 Buffered Phase 2 Clock

**Right Cartridge/Cartridge B slot (800 only):**

A	B	C	D	E	F	H	J	K	L	M	N	P	R	S	Edge Connector
-	-	-	-	-	-	-	-	-	-	-	-	-	-	-	15/30 (15x2P 30P)
-	-	-	-	-	-	-	-	-	-	-	-	-	-	-	0.100" contact pitch
1														15	

1. R/W Late 1 - Read/Write Late 1	A. Phi2 Phase 2 clock
2. A3 Address bus line 3	B. Vss GND Ground
3. A2 Address bus line 2	C. A4 Address bus line 4
4. A1 Address bus line 1	D. A5 Address bus line 5
5. A0 Address bus line 0	E. A6 Address bus line 6
6. D4 Data bus line 4	F. A7 Address bus line 7
7. D5 Data bus line 5	H. A8 Address bus line 8
8. D2 Data bus line 2	J. A9 Address bus line 9
9. D1 Data bus line 1	K. A12 Address bus line 12
10. D0 Data bus line 0	L. D3 Data bus line 3
11. D6 Data bus line 6	M. D7 Data bus line 7
12. /S4 Select \$8000-\$9FFF	N. A11 Address bus line 11
13. Vcc +5V	P. A10 Address bus line 10
14. RD4 RAM Deselect \$8000-\$9FFF	R. R/W Early
15. /CCTL Cartridge Control \$D5xx	S. RASTIME Row Address Strobe Time



### ROM Module/Personality Module slot (800 only):

A	B	C	D	E	F	H	J	K	L	M	N	P	R	S	T	U	V	W	X	Y	Z	Edge Connector
-	-	-	-	-	-	-	-	-	-	-	-	-	-	-	-	-	-	-	-	-	-	22/44
1																						22

1.	D0 Data bus line 0	A.	D1 Data bus line 1
2.	D2 Data bus line 2	B.	D4 Data bus line 4
3.	D3 Data bus line 3	C.	D5 Data bus line 5
4.	D7 Data bus line 7	D.	D6 Data bus line 6
5.	A0 Address bus line 0	E.	A2 Address bus line 2
6.	A7 Address bus line 7	F.	A9 Address bus line 9
7.	A1 Address bus line 1	H.	/S7 Select \$E000-\$FFFF (OS)
8.	A8 Address bus line 8	J.	A6 Address bus line 6
9.	A5 Address bus line 5	K.	A4 Address bus line 4
10.	A3 Address bus line 3	L.	A11 Address bus line 11
11.	A10 Address bus line 10	M.	/S6 Select \$C000-\$DFFF (hardware I/O decodes; FPP)
12.	A12 Address bus line 12	N.	/S5 Select \$A000-\$BFFF (Cart)
13.	CTIA/GTIA /CS Chip Select \$D0xx	P.	/S4 Select \$8000-\$9FFF (Cart)
14.	/EXSEL External Select	R.	A15 Address bus line 15
15.	/GBA [data bus select]	S.	Phi2 Phase 2 clock
16.	/WRITIME	T.	GBA [data bus select]
17.	Phi1 Clock	U.	R/W Early
18.	PIA /CS Chip Select \$D3xx	V.	RASTIME Row Address Strobe Time
19.	POKEY /CS Chip Select \$D2xx	W.	D6XX /CS Chip Select \$D6xx
20.	NC Not Connected	X.	D5XX /CS Chip Select \$D5xx
21.	Vcc +5V	Y.	Vcc +5V
22.	Vss GND Ground	Z.	Vss GND Ground

**RAM Module Slot 1 (front RAM slot; 800 only):**

A	B	C	D	E	F	H	J	K	L	M	N	P	R	S	T	U	V	W	X	Y	Z	Edge Connector
-	-	-	-	-	-	-	-	-	-	-	-	-	-	-	-	-	-	-	-	-	-	22/44
1																						22

1.	D0 Data bus line 0	A.	D1 Data bus line 1
2.	D2 Data bus line 2	B.	D4 Data bus line 4
3.	D3 Data bus line 3	C.	D5 Data bus line 5
4.	D7 Data bus line 7	D.	D6 Data bus line 6
5.	A0 Address bus line 0	E.	A2 Address bus line 2
6.	A7 Address bus line 7	F.	A9 Address bus line 9
7.	A1 Address bus line 1	H.	A13 Address bus line 13
8.	A8 Address bus line 8	J.	A4 Address bus line 4
9.	A5 Address bus line 5	K.	A11 Address bus line 11
10.	A3 Address bus line 3	L.	A12 Address bus line 12
11.	A10 Address bus line 10	M.	Select line input from Slot 2 pin N
12.	A6 Address bus line 6	N.	Select line output to Slot 3 pin U
13.	R/W Late 1	P.	Select line input from Slot 2 pin R
14.	Phi2 Phase 2 clock	R.	Select line output to Slot 3 pin 18
15.	RASTIME Row Address Strobe Time	S.	Select line input from Slot 2 pin T
16.	R/W Early	T.	Select line output to Slot 2 pin 18
17.	/REF RAM Refresh	U.	/S1 Select \$2000-\$3FFF
18.	/S0 Select \$0000-\$1FFF	V.	NC Not Connected
19.	Vcc +5V	W.	Vcc +5V
20.	Vbb -5V	X.	Vbb -5V
21.	Vdd +12V	Y.	Vdd +12V
22.	Vss GND Ground	Z.	Vss GND Ground

**RAM Module Slot 2 (middle RAM slot; 800 only):**

A	B	C	D	E	F	H	J	K	L	M	N	P	R	S	T	U	V	W	X	Y	Z	Edge Connector
-	-	-	-	-	-	-	-	-	-	-	-	-	-	-	-	-	-	-	-	-	-	22/44
1																						22

1.	D0 Data bus line 0	A.	D1 Data bus line 1
2.	D2 Data bus line 2	B.	D4 Data bus line 4
3.	D3 Data bus line 3	C.	D5 Data bus line 5
4.	D7 Data bus line 7	D.	D6 Data bus line 6
5.	A0 Address bus line 0	E.	A2 Address bus line 2
6.	A7 Address bus line 7	F.	A9 Address bus line 9
7.	A1 Address bus line 1	H.	A13 Address bus line 13
8.	A8 Address bus line 8	J.	A4 Address bus line 4
9.	A5 Address bus line 5	K.	A11 Address bus line 11
10.	A3 Address bus line 3	L.	A12 Address bus line 12
11.	A10 Address bus line 10	M.	/S5 Select \$A000-\$BFFF
12.	A6 Address bus line 6	N.	Select line output to Slot 1 pin M
13.	R/W Late 2,3	P.	/S4 Select \$8000-\$9FFF
14.	Phi2 Phase 2 clock	R.	Select line output to Slot 1 pin P
15.	RASTIME Row Address Strobe Tie	S.	/S3 Select \$6000-\$7FFF
16.	R/W Early	T.	Select line output to Slot 1 pin S
17.	/REF RAM Refresh	U.	/S2 Select \$4000-\$5FFF
18.	Select line input from Slot 1 pin T	V.	NC Not Connected
19.	Vcc +5V	W.	Vcc +5V
20.	Vbb -5V	X.	Vbb -5V
21.	Vdd +12V	Y.	Vdd +12V
22.	Vss GND Ground	Z.	Vss GND Ground

**RAM Module Slot 3 (rear RAM slot; 800 only):**

A	B	C	D	E	F	H	J	K	L	M	N	P	R	S	T	U	V	W	X	Y	Z	Edge Connector
-	-	-	-	-	-	-	-	-	-	-	-	-	-	-	-	-	-	-	-	-	-	22/44
1																						22

1.	D0 Data bus line 0	A.	D1 Data bus line 1
2.	D2 Data bus line 2	B.	D4 Data bus line 4
3.	D3 Data bus line 3	C.	D5 Data bus line 5
4.	D7 Data bus line 7	D.	D6 Data bus line 6
5.	A0 Address bus line 0	E.	A2 Address bus line 2
6.	A7 Address bus line 7	F.	A9 Address bus line 9
7.	A1 Address bus line 1	H.	A13 Address bus line 13
8.	A8 Address bus line 8	J.	A4 Address bus line 4
9.	A5 Address bus line 5	K.	A11 Address bus line 11
10.	A3 Address bus line 3	L.	A12 Address bus line 12
11.	A10 Address bus line 10	M.	/EXSEL External Select
12.	A6 Address bus line 6	N.	NC Not Connected
13.	R/W Late 2,3	P.	D6XX /CS Chip Select \$D6xx
14.	Phi2 Phase 2 clock	R.	NC Not Connected
15.	RASTIME Row Address Strobe Time	S.	NC Not Connected
16.	R/W Early	T.	NC Not Connected
17.	/REF RAM Refresh	U.	Select line in from Slot 1 pin N
18.	Select line input from Slot 1 pin R	V.	D5XX /CS Chip Select \$D5xx
19.	Vcc +5V	W.	Vcc +5V
20.	Vbb -5V	X.	Vbb -5V
21.	Vdd +12V	Y.	Vdd +12V
22.	Vss GND Ground	Z.	Vss GND Ground

## Parallel Bus Interface (PBI) (600XL and 800XL only):

1		49
-	- - - - -	-
2		50

Edge Connector 25/50

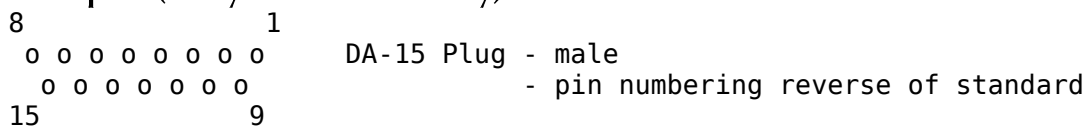
1. GND Ground	2. /EXTSEL External Select (Input)
3. A0 Address Line 0 (Output)	4. A1 Address Line 1 (Output)
5. A2 Address Line 2 (Output)	6. A3 Address Line 3 (Output)
7. A4 Address Line 4 (Output)	8. A5 Address Line 5 (Output)
9. A6 Address Line 6 (Output)	10. GND Ground
11. A7 Address Line 7 (Output)	12. A8 Address Line 8 (Output)
13. A9 Address Line 9 (Output)	14. A10 Address Line 10 (Output)
15. A11 Address Line 11 (Output)	16. A12 Address Line 12 (Output)
17. A13 Address Line 13 (Output)	18. A14 Address Line 14 (Output)
19. GND Ground	20. A15 Address Line 15 (Output)
21. D0 Data Line 0 (In/Out)	22. D1 Data Line 1 (In/Out)
23. D2 Data Line 2 (In/Out)	24. D3 Data Line 3 (In/Out)
25. D4 Data Line 4 (In/Out)	26. D5 Data Line 5 (In/Out)
27. D6 Data Line 6 (In/Out)	28. D7 Data Line 7 (In/Out)
29. GND Ground	30. GND Ground
31. BPhi2 Buffered Phase 2 Clock(Out)	32. GND Ground
33. Reserved	34. /RST Reset (Output)
35. /IRQ Interrupt Request (Input)	36. RDY Ready (Input)
37. Reserved	38. EXTENB External Decoder Enable (Out)
39. Reserved	40. /REF Refresh (Output)
41. /CAS Column Address Strobe (Out)	42. GND Ground
43. /MPD Math Pack Disable (Input)	44. /RAS Row Address Strobe (Output)
45. GND Ground	46. LR/W Latched Read/Write (Output)
47. 600XL: +5V 800XL: Reserved	48. 600XL: +5V 800XL: Reserved
49. AUDIO Audio In (Input)	50. GND Ground

## Enhanced Cartridge Interface (ECI)/Expansion port (130XE, 800XE, & many 65XE)

A	B	C	D	E	F	H	Edge Connector 7/14
-	-	-	-	-	-	-	
1						7	

A. Reserved	1. /EXTSEL External Select (Input)
B. /IRQ Interrupt Request (Input)	2. /RST Reset (Output)
C. /HALT (Input)	3. D1XX /CS Chip Select \$D1xx (In)
D. A13 Address Line 13 (Output)	4. /MPD Math Pack Disable (Input)
E. A14 Address Line 14 (Output)	5. AUDIO Audio In (Input)
F. A15 Address Line 15 (Output)	6. /REF Refresh (Output)
H. GND Ground	7. +5V

### Keyboard port (XE System console only):



1. /K2 Keyboard Scan (POKEY)	9. +5V
2. /K1 Keyboard Scan (POKEY)	10. +5V
3. /K0 Keyboard Scan (POKEY)	11. KBDETECT (GTIA/FGTIA)
4. /KR1 Keyboard Response (POKEY)	12. NC Not Connected
5. /K5 Keyboard Scan (POKEY)	13. GND Ground
6. /K4 Keyboard Scan (POKEY)	14. NC Not Connected
7. /K3 Keyboard Scan (POKEY)	15. GND Ground
8. /KR2 Keyboard Response (POKEY)	

## 1.16) Who designed the Atari 8-bit computers?

Many people were involved in the planning, design and engineering of the 8-bit Atari computers. This section attempts to identify the key engineering personnel at Atari and their roles, with the understanding that such a list necessarily oversimplifies the true nature of complex product development.

Some sources: <https://archive.org/details/JoeDecuirEngineeringNotebook1977> ,  
<https://archive.org/details/JoeDecuirEngineeringNotebook1978> ,  
<http://dougneubauer.com/atari/> ,  
Goldberg/Vendel, Atari Inc.: Business is Fun, 2012, pages 446-461, 694-700.

### Atari 400/800:

Steven T. Mayer	Chief system inventor/architect, Atari Cyan Engineering senior engineer
Jay G. Miner	Project manager, Synertek engineer/Atari consultant
Douglas G. Neubauer	POKEY designer (also wrote Star Raiders)
Joe Decuir (Joseph C. Decuir)	System co-inventor/co-architect; ANTIC designer
George McLeod	CTIA/GTIA logic designer
Francois Michel	ANTIC logic co-designer
John Ellis	VP Engineering (to 1978)
Stephen D. Bristow	VP Engineering (1978-79)
Wade B. Tuma	Engineering manager (to 1979)
Niles E. Strohl	Project engineering
John D. Vurich	Product marketing manager
Kevin P. McKinsey	800 industrial designer (case)
Hugh M. Lee	800 industrial designer (case)
Jeffery O. Nelson	400 industrial designer (case)
Douglas A. Hardy	400 industrial designer (case)

**Chipset development technicians:** Jim Luby (ANTIC), Steve Smith (CTIA), Mark Shieu (POKEY), Steve Stone (POKEY, ANTIC), Delwin Pearson (POKEY)

### **Other notable contributors:**

- Programmers: Larry Kaplan, Alan Miller, R. Scott Scheiman
- Director of Microelectronics: Bob Brown
- Atari Cyan Engineering engineers including senior engineer Ron Milner
- VP Research & Development: Al Alcorn

### **Atari 1200XL/600XL/800XL (Atari NY Lab/WCI Labs):**

Steven T. Mayer	VP Research & Product Development, Corporate Research
Gregg Squires	Project Manager, Engineering Designer
Bob Card (Robert Card)	Principal Engineer
Steven Ray	Electronics Layout Designer
Joel Moskowitz	Mechanical Engineer
Philippe des Rioux	Project engineer
Glenn Boles	Project engineer

### **Atari 1200XL/600XL/800XL (California):**

Ajay Chopra	System architect, 1200XL product specification author, 600XL/800XL Parallel Bus Interface specification
David Owen Sovey	Product engineering; 1200XL product specification
Larry Plummer	Director of Engineering (to 1982), Director of Electrical Engineering (1982-83)
John De Santis	Director of Electrical Engineering (1983)
David R. Stubben	VP Engineering (1982-83)
Mark A. Lutvak	Product marketing manager - 1200XL
Andrew Soderberg	Product marketing manager - 600XL/800XL
Regan L. Cheng	Industrial designer (cases)
Richard C. Pasco	FREDDIE logic design
Charles Pete Gerrard	Senior engineer, SECAM 800XL ("SECAM ROSE")
Dan H. Kramer	Project engineering, SECAM 800XL ("SECAM ROSE")

### **Atari 800XL("800XLF", "SECAM ROSE")/65XE/130XE:**

Phil Suen	Director of Engineering - XL/XE computers
Thomas B. Brightman	VP Engineering
Bryan Kerr	Marketing manager
Ira Velinsky	65XE/130XE industrial designer (cases)

### **XEgs/800XE hardware designers:**

Jose A. Valdes	Development engineer
Arnold Waldstein	Director of Product Marketing
Ira Velinsky	Industrial designer (cases)

Atari Operating System designers and programmers are given elsewhere in this FAQ List.

## 1.17) How do I use my Atari computer system?

This FAQ List is intended to answer many questions commonly asked about the 8-bit Atari computers, but one thing it doesn't do is offer a tutorial on basic usage of the system. Many such books were published, including those listed here. "Your Atari Computer" by Poole is often recognized as a classic among these.

### 1.17.1) 400/800

#### **Your Atari Computer: A Guide to Atari 400/800 Personal Computers**

Lon Poole with Martin McNiff & Steven Cook, 1982

[www.atarimania.com/documents/Your-Atari-Computer.pdf](http://www.atarimania.com/documents/Your-Atari-Computer.pdf)

#### **User's Handbook to the Atari 400/800 Computers**

Jeffrey R. Weber and Stephen J. Szczecinski, 1983

[www.atarimania.com/documents/Users-Handbook-to-the-Atari.pdf](http://www.atarimania.com/documents/Users-Handbook-to-the-Atari.pdf)

#### **Get More From the Atari**

Ian Sinclair, 1983

[www.atarimania.com/documents/Get\\_More\\_From\\_The\\_Atari.pdf](http://www.atarimania.com/documents/Get_More_From_The_Atari.pdf)

### 1.17.2) 400/800/1200XL

#### **The User's Guide to Atari 400-800-1200XL Computers, Software, & Peripherals**

By the editors of Consumer Guide, 1983

[www.atarimania.com/documents/The-Users-Guide-to-the-Atari.pdf](http://www.atarimania.com/documents/The-Users-Guide-to-the-Atari.pdf)

#### **How to use Atari Computers: An Introduction to the 400, 800, and 1200**

Michael Boom, 1983

[www.atarimania.com/documents/How-to-Use-Atari-Computers.pdf](http://www.atarimania.com/documents/How-to-Use-Atari-Computers.pdf)

#### **Atari for the Beginning Beginner**

Judy Chamberlain and Tom Chamberlain, 1983

[www.atarimania.com/documents/Atari-for-the-Beginning-Beginner.pdf](http://www.atarimania.com/documents/Atari-for-the-Beginning-Beginner.pdf)

### 1.17.3) 600XL/800XL, and also earlier models

#### **Your Atari Computer: A Guide to Atari 400/800 Personal Computers - XL Edition**

Lon Poole with Martin McNiff & Steven Cook (1983?)

[www.atarimania.com/documents/Your-Atari-Computer-XL-Edition.pdf](http://www.atarimania.com/documents/Your-Atari-Computer-XL-Edition.pdf)

#### **The Elementary Atari**

William B. Sanders, 1983

[www.atarimania.com/documents/The-Elementary-Atari.pdf](http://www.atarimania.com/documents/The-Elementary-Atari.pdf)

#### **Atari XL User's Handbook**

WSI Staff, 1984

[www.atarimania.com/documents/Atari\\_XL\\_User\\_s\\_Handbook.pdf](http://www.atarimania.com/documents/Atari_XL_User_s_Handbook.pdf)



### **Getting Started with the Atari 600XL**

Peter Goode, 1984

[www.atarimania.com/documents/Getting\\_Started\\_with\\_The\\_Atari\\_600XL.pdf](http://www.atarimania.com/documents/Getting_Started_with_The_Atari_600XL.pdf)

### **The Atari 800XL: A Practical Guide**

Thomas Blackadar, 1984

[www.atarimania.com/documents/The-Atari-800XL-A-Practical-Guide.pdf](http://www.atarimania.com/documents/The-Atari-800XL-A-Practical-Guide.pdf)

### **The Atari XL Handbook**

Peter Lupton & Fraser Robinson, 1984

[www.atarimania.com/documents/The\\_Atari\\_XL\\_Handbook.pdf](http://www.atarimania.com/documents/The_Atari_XL_Handbook.pdf)

### **The Atari User's Encyclopedia**

Gary Phillips and Jerry White, 1984

[www.atarimania.com/documents/The-Atari-Users-Encyclopedia.pdf](http://www.atarimania.com/documents/The-Atari-Users-Encyclopedia.pdf)

### **InfoWorld's Essential Guide to Atari Computers**

Scott Mace, 1984

[www.atarimania.com/documents/InfoWorlds-Essential-Guide-to-Atari.pdf](http://www.atarimania.com/documents/InfoWorlds-Essential-Guide-to-Atari.pdf)

### **How to Excel on Your Atari 600XL and 800XL**

Timothy O. Knight, 1985

[www.atarimania.com/documents/How\\_To\\_Excel\\_On\\_Your\\_Atari.pdf](http://www.atarimania.com/documents/How_To_Excel_On_Your_Atari.pdf)

## 1.17.4) 65XE/130XE, and also earlier models

### **Atari XE User's Handbook**

Weber Systems, Inc. Staff, 1985

[www.atarimania.com/documents/Atari\\_XE\\_User\\_s\\_Handbook.pdf](http://www.atarimania.com/documents/Atari_XE_User_s_Handbook.pdf)

### **The Atari 130XE Handbook**

Peter Lupton & Frazer Robinson, 1985

[www.atarimania.com/documents/The\\_Atari\\_130XE\\_Handbook.pdf](http://www.atarimania.com/documents/The_Atari_130XE_Handbook.pdf)

*This page intentionally left blank*

# Chapter 2

# Monitors & Video

## 2.1) What are analog TV broadcasting systems and composite video?

The video display capabilities of the Atari computer are intimately related to the television (TV) broadcast systems of their time because, in part, consumer TVs were expected to be the primary display devices used with the system. The Atari was designed with the ability to output an analog radio-frequency (RF) audio/video signal that could be interfaced with a TV's antenna input, the input normally be used to receive terrestrial TV signals broadcast over the air.

The analog black-and-white RF television broadcast system standards that originally emerged throughout the world included System M (1941), System B (1950s), System I (1962), and System L (1967), plus System G. Broadcast signals compliant with these standards carried both audio and luminance ("Y") video information (plus synchronization information):

### **System M:**

- 525 scan lines per frame
- 486 scan lines of video per frame including overscan
- 262 scan lines per field (frame = two interlaced fields)
- 243 scan lines of video per field including overscan
- 60 fields per second = 60 Hz (refresh rate corresponds to household electricity standard)
- Complete frame refresh rate = 30 frames per second (fps)
- 4:3 aspect ratio
- System M was used in most of the Americas and Caribbean, South Korea, Taiwan, Philippines, Brazil, and Laos.
- Japan used System J which was nearly identical to System M.
- Used with both very high frequencies (VHF channels 2-13) and ultra-high frequencies (UHF channels 14-83)

### **Systems BGIL:**

- 625 scan lines per frame
- 576 scan lines of video per frame including overscan
- 312 scan lines per field (frame = two interlaced fields)
- 288 scan lines of video per field including overscan
- 50 fields per second = 50 Hz  
(Refresh rate corresponds to household electricity standard)
- Complete frame refresh rate = 25 fps
- 4:3 aspect ratio
- While G and I used the same UHF channel frequencies for video carriers, they each used different audio carrier frequencies for the same channels.
- B was used with VHF channels, while G was used with UHF channels. B/G were used together in most of western Europe.

- System I was used in the UK over UHF channels only. The UK used System A over VHF channels until 1985.
- System L was used in France over UHF only until 1984, with VHF switching from System E to System L in 1984.
- Argentina used System N, which used frame parameters matching those of B/G/I/L, but bandwidth parameters nearly identical to System M.

Later, color (chrominance, or "C", being a combination of hue ("U") and saturation ("V") information) video encoding standards were adopted for combined use with the existing underlying RF broadcast system standards. Three analog video color encoding standards that emerged in different parts of the world were NTSC ("National Television Standards Committee"; 1953), PAL ("Phase Alternation by Line"; 1967), and SECAM ("Sequentiel couleur avec memoire"; 1967). NTSC was used in most countries using the System M broadcast standard, while PAL was used in countries using Systems B/G and System I, and SECAM was used in France over System L. Thus NTSC M, PAL B/G, and PAL I, plus SECAM L in France, became the most common color TV broadcast systems used around the world. Outliers: PAL N in Argentina/Paraguay/Uruguay; PAL M in Brazil; NTSC J in Japan.

NTSC M actually and officially uses a slightly altered System M, where the frame rate is approximately 59.940 fields per second, or 29.970 frames per second (fps). PAL B/G, PAL I and SECAM L frame rates are exactly 25 fps.

In the 1970s a commercial market emerged for video display devices that would be compatible with existing TV broadcast standard video, but where the RF modulation/demodulation circuitry for transmitting/receiving audio/video broadcast signals over the air was omitted. Such a video signal, containing both luminance (Y) and (optionally) chrominance (C) information, but no audio, became known as composite video (often just "video"). A color composite video signal can be characterized by the color encoding standard used, one of the same standards invented for broadcast television: NTSC, PAL, or SECAM.

The luminance (Y) and chrominance (C) components that make up a color composite video signal can also be transmitted as two separate signals. Such video is known as Y/C video, or S-video. Like both analog broadcast TV signals and color composite video, Y/C video can also be characterized by the color encoding standard used: NTSC, PAL, or SECAM.

A monochrome composite video signal contains luminance (Y) information but no chrominance (C) information, and is typically characterized by its refresh rate: 60 Hz (System M compatible) or 50 Hz (Systems B/G/I/L/N compatible).

Each Atari computer version was designed to comply with video system standards used in the destination target market for that unit. Atari produced versions of their computers for NTSC, PAL, and SECAM markets, supporting combinations of color analog RF broadcast standards (NTSC M, PAL B, PAL G, PAL I), color composite video standards (NTSC, PAL, SECAM), composite luminance signals ("Y"), and composite chrominance signals ("C"; NTSC or PAL) as follows:

RF Out to TV	Ch.	.../ Composit	Monitor Port "Y"	\... "C"	Computer Model Versions
NTSC M	2/3	-	-	-	400, 600XL
NTSC M	2/3	NTSC	60 Hz	NTSC	800, 65XE, 130XE
NTSC M	2/3	NTSC	60 Hz	-	1200XL, 800XL
NTSC M	2/3	NTSC	-	-	XEgs
PAL B	3/4	-	-	-	400
PAL B	4	PAL	50 Hz	PAL	800, 800XL (later), 130XE, 800XE
PAL B	4	PAL	50 Hz	-	800XL (earlier)
PAL B	4	PAL	-	-	600XL, XEgs
PAL G	36	-	-	-	400
PAL G	36	PAL	50 Hz	PAL	800, 800XL (later), 65XE, 130XE, 800XE
PAL G	36	PAL	50 Hz	-	800XL (earlier)
PAL G	36	PAL	-	-	600XL, XEgs
PAL I	36	-	-	-	400
PAL I	36	PAL	50 Hz	PAL	800, 800XL (later), 65XE, 130XE
PAL I	36	PAL	50 Hz	-	800XL (earlier)
PAL I	36	PAL	-	-	600XL, XEgs
(1)	(1)	SECAM	-	-	800XL, 130XE, XEgs

(1) Monitor port includes provisions for an external in-line RF modulator

## 2.2) What kinds of TVs can display my Atari's RF output signal?

An Atari 8-bit computer produces a single video display channel and a single (monophonic) audio channel. The 400/800 models also produce some sounds (primarily the keyclick and system buzzer sounds) by way of an internal speaker.

Most Atari computers provide both their audio and video channels in a single Radio-Frequency (RF) modulated audio/video signal, equivalent to a standard (of the time) analog television (TV) NTSC or PAL encoded color broadcast signal. The Atari's RF signal may be used on a television that:

- Supports use of an external RF aerial antenna for receiving terrestrial TV broadcast signals
- Can decode an analog NTSC M, PAL I, PAL G, or PAL B color TV broadcast RF signal, matching the RF signal output by the computer

NTSC M Atari computers (North America) use:

- TV Channel 2 standard: 55.25 MHz video carrier, 59.75 MHz audio carrier
- TV Channel 3 standard: 61.25 MHz video carrier, 65.75 MHz audio carrier

PAL I Atari computers (UK) use:

- TV Channel 36 standard: 591.25 MHz video carrier, 597.25 MHz audio carrier

PAL G Atari computers (Europe) use:

- TV Channel 36 standard: 591.25 MHz video carrier, 596.75 MHz audio carrier

NOTE: If a PAL I computer connected to a PAL G TV, or PAL G computer is connected to a PAL I TV, the result is normal video but lacking audio.

PAL B Atari computers (Europe, including: Germany, Italy, Finland) use:

- TV Channel 3 standard: 55.25 MHz video carrier, 60.75 MHz audio carrier (400, some 600XL)
- TV Channel 4 standard: 62.25 MHz video carrier, 67.75 MHz audio carrier
  - Equivalent to Channel B in Italy

NOTE: SECAM Atari computers (France) do not output an RF signal.

The Atari's RF signal is accessed in one of the following places on the computer:

- 400/800: Built-in coaxial cable with male phono plug (NTSC computer versions) or male Belling-Lee TV aerial plug (PAL computers)
- XL/XE: Switch Box / Television jack (phono jack - female)

Domestic 400/800/XL/XE computers (NTSC M) shipped with a TV Switch Box (CA010112 / CA014746 packaged). This includes a phono jack (female) for RF signal input from the Atari, input connector(s) for your TV/cable/satellite antenna, and 75-ohm and/or 300-ohm output connector(s) for connection to the antenna input on the television. (For optimal signal quality, a simple adapter (phono socket - female to F connector plug - male) in place of the standard TV Switch Box may be preferred.)

Domestic XL/XE computers (NTSC M) shipped with a coaxial RF Cable / TV Video Cable (1200XL: CA061177 - 12 feet; 3.65 m; other XL/XE: CA024624 toroid cable Domestic/NTSC versions). The input end is a phono plug (male) that plugs into the Switch Box/Television jack on the computer; the output end is also a phono plug (male).

PAL/UK XL/XE computers (PAL B/G or PAL I) shipped with a coaxial RF Cable / TV Video Cable (CA024624 Toroid Cable PAL versions). The input end is a phono plug that plugs into the Switch Box/Television jack on the computer; the output end is a TV aerial plug (Belling-Lee plug - male).

## 2.3) What kinds of computer monitors can I use with my Atari?

An Atari 8-bit computer produces a single video display channel and a single (monophonic) audio channel. The 400/800 models also produce some sounds (primarily the keyclick and system buzzer sounds) by way of an internal speaker.

While most Atari computers provide an RF color television signal (described in another section of this FAQ list), many also (or alternatively) provide a composite video signal, and some also provide a composite luminance signal ("Y") or a composite chrominance signal ("C") or both, which together are known as Y/C video or S-video. The French Peritel 400/800 provide limited palette RGB video signals.

Except for the NTSC and PAL versions of the XE System console, Atari computer versions that provide composite, "Y", or "C" video signals output them through the computer's Monitor port, which also contains a line for the computer's audio output. The pinouts for the Atari Monitor ports are in the pinouts section of this FAQ list.

The XE System console (all versions) provides a phono Video jack for composite video output, and a phono Audio jack for the computer's audio output.

### **Color Composite Video Monitors**

An 8-bit Atari computer, except the 400 and the NTSC version of the 600XL, provides an NTSC, PAL, or SECAM (depending on the computer version) composite video output signal. Any computer monitor, television, or video receiver that accepts a standard NTSC, PAL, or SECAM (matching the computer version) composite video input can be used with the Atari. For sound support, a monitor that also accepts a separate sound input and has a built-in speaker could be used. Such monitors were common for use with home computers at the time of the Atari, in part because the picture quality was superior to that offered by TVs of the time. Modern devices that accept a composite video input remain suitable as well.

The typical Atari (color) monitor cable includes the male 5-pin DIN connector on one end for the Atari Monitor port, and two phono plugs on the other end. One of the phono plugs will carry the monophonic sound signal, and the other will carry the composite video signal. Atari's own CX89 Color Monitor Cable is of this type.



### **Monochrome Composite Video Monitors**

Many 8-bit Atari computer models, including the 800, 1200XL, 800XL, 65XE, 130XE, and 800XE, provide a composite luminance video output signal ("Y"). The video signal refresh rate corresponds to the computer version: 60 Hz on NTSC computer versions or 50 Hz on PAL computer versions. Any computer monitor, television, or video receiver that accepts a standard 60 Hz or 50 Hz (matching the computer version) monochrome composite video input can be used with the Atari. For sound support, a monitor that also accepts a separate sound input and has a built-in speaker could be used. At the time of the Atari a monochrome composite monitor, when compared to a color composite monitor, was less expensive and generally provided a sharper and easier to read image. The monitor reduces the Atari's color graphics output to shades of green or amber (depending on the monitor), making the display less suitable for entertainment or education software, but more suitable for productivity applications.

An Atari monochrome monitor cable includes the male 5-pin DIN connector on one end for the Atari Monitor port, and two phono plugs on the other end. One of the phono plugs will carry the monophonic sound signal, and the other will carry the composite luminance "Y" signal. Atari's own CX82 Black and White Monitor Cable is of this type.

The Atari XEP80 Interface Module can be used to add a high-resolution monochrome composite video output to any 8-bit Atari computer. The XEP80 is detailed elsewhere in this FAQ list.

### **Y/C Video (S-Video) Monitors**

Some 8-bit Atari computer models, including the 800, 800XL (later PAL units), 65XE, 130XE, and 800XE, provide both a composite luminance video output signal ("Y") as well as an NTSC or PAL (depending on the computer version) composite chrominance output signal ("C"). Any computer monitor, television, or video receiver that accepts standard NTSC or PAL (matching the computer version) Y/C video, also known as S-video, can be used with the Atari. For sound support, a monitor that also accepts a separate sound input and has a built-in speaker could be used. Y/C video quality is superior to color composite video, making supporting display devices the ideal for use with the Atari. Such monitors were highly sought after by savvy Atari users of the time.

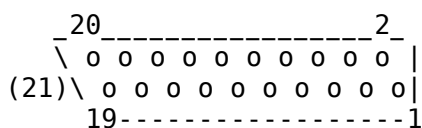
The most flexible type of Atari monitor cable includes the male 5-pin DIN connector on one end for the Atari Monitor port, and includes 4 phono plugs at the output end, carrying the monophonic sound signal, the composite video signal, the composite luminance ("Y") signal, and the composite chrominance ("C") signal. Such a cable can be used to connect an Atari to a color monitor accepting separate "Y" and "C" inputs, to a color composite monitor, or to a monochrome composite monitor. (Atari themselves did not produce a monitor cable of this type.)

While the best color composite monitors of the time of the Atari accepted "Y" and "C" signal inputs through phono jacks, more modern television or video receivers may accept these input signals together in the form of an S-video Mini4 connector. "Atari to S-video" interfaces or cables allow such modern devices to work nicely with the highest quality video output signal produced by the Atari.

## Television Sets in France

Entering the French market with the 400/800 was a challenge for Atari because they lacked SECAM versions of the computers to sell, and newer TVs also supporting PAL video were not yet widely available. Atari's initial workaround to support more French TVs was to offer PAL G computer versions modified to additionally provide an RGB video signal. It was only a partial solution, because the Atari's RGB signal output had a limited palette of only 8 possible colors, derived from the 8 luminance/brightness levels as generated by GTIA. Native Atari PAL color/hue information was ignored.

The 400 and early 800 Peritel versions have a built-in TV connecting cable that terminates with a Peritel connector. The later 800 Peritel version was supplied with a cable that plugs into the 800 Peritel Monitor port (8-pin DIN) at one end, with the Peritel connector at the other end. 400/800 Peritel cable connector pinout:



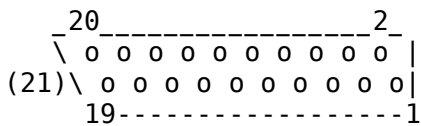
- 6. Audio (mono)
- 7. RGB Blue
- 8. Slow Switching (+12V = AV Mode 4:3)
- 11. RGB Green
- 15. RGB Red
- 16. Fast Switching (High / +1-3V = RGB)
- 17. Video Ground
- 20. RGB Sync

Not connected: pins 1-5,9-10,12-14,18-19

See:

- <http://atariage.com/forums/topic/252426-400pal-with-rf-and-scartperitel/>
- <http://www.atari800xl.eu/hardware/computers/peritel-atari-800.html>
- <http://www.atari800xl.eu/hardware/computers/peritel-atari-400.html>

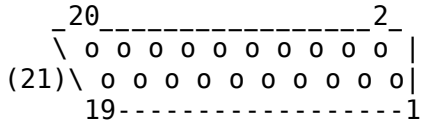
When development of native SECAM versions of the 600XL/800XL was delayed Atari chose to supply (unmodified) PAL G 600XL/800XL computers in France, as TVs supporting PAL video were becoming more common. Yet, to support older televisions requiring SECAM or RGB video, Atari also separately offered the Adaptateur PAL/Peritel PVP80 (by Compagnie Generale de Videotechnique or CGV) to provide an RGB video signal (and audio) via Peritel connector. The PVP80 plugs into the 600XL/800XL monitor port (5-pin DIN) at one end, with the Peritel connector at the other end. PVP80 Peritel connector pinout:



- 4. Audio Ground
- 6. Audio (mono)
- 7. RGB Blue
- 8. Slow Switching (+12V = AV Mode 4:3)
- 11. RGB Green
- 15. RGB Red
- 16. Fast Switching (High / +1-3V = RGB)
- 17. Video Ground
- 20. RGB Sync

Ground: 4,5,9,13,17,18  
 Not connected: pins 1-3,10,12,14,19

The standard video cable provided by Atari France with SECAM 800XL, 130XE and XE System console units has the male 6-pin DIN on the end that plugs into the computer's Monitor port, and a Peritel connector on the other end, with this pinout:



- 2. Audio (tied to pin 6)
- 4. Audio Ground (tied to pin 17)
- 6. Audio (tied to pin 2)
- 8. Slow Switching (+12V = AV Mode 4:3)
- 16. Fast Switching (Low / not connected = Composite)
- 17. Video Ground (tied to pin 4)
- 20. Composite video (SECAM standard)

Not connected: pins 1,3,5,7,9-16,18-19

## 2.4) What were the Atari XC1411 and XM128 Monitors?

Introduced in January 1985, the **Atari XC1411 Color Monitor** was a 14" color composite video monitor with built-in speaker, styled to match the Atari XE computers. There were two phono jacks, one for composite video and one for sound, and units were in the same case as the original Goldstar-produced Atari SC1224 monitor for Atari ST computers. The XC1411 never shipped, and no more than a handful of prototype units may exist.

Introduced in January 1985, the **Atari XM128 Monitor** was a 12" green monochrome composite monitor, styled to match the Atari XE computers, suitable for high-resolution 80-column text display. The XM128 never shipped, and no more than a handful of prototype units may exist.

## 2.5) What are composite video artifact colors, or artifacts?

Much of this section derived directly from De Re Atari, Appendix D:

"Television Artifacts": <http://www.atariarchives.org/dere/chaptD.php>

Appendix D is credited to Atari's Lane Winner with assistance from Jim Cox.

Composite video artifact colors arise when a spot or "pixel" on the screen displays a different color than the one assigned to it.

The possibility of artifacting is inherent to the nature of an NTSC or PAL composite video signal. The two major components of this signal are the luminance, or brightness, and the color, or tint. The luminance information is the primary signal, containing not only the brightness data but also the horizontal and vertical syncs and blanks. The color signal contains the color information and is combined or modulated into the luminance waveform.

The luminance of a pixel on the screen is directly dependent on the amplitude of the luminance signal at that point. The higher the amplitude of the signal, the brighter the pixel.

The color information, however, is a phase shifted signal. A phase-shifted signal is a constantly oscillating waveform that has been delayed by some amount of time relative to a reference signal, and this time delay is translated into the color.

In the NTSC standard, the color signal, or color subcarrier, oscillates at a constant rate of 315/88 MHz (approximately 3.579545 MHz or 3.58 MHz). In the PAL standard, the color subcarrier is 4.43361875 MHz. These color subcarrier frequencies set an upper boundary to the horizontal color resolution of an NTSC or PAL composite video signal. The horizontal unit of maximum resolution for color composite video is known as the color cycle.

The Atari's system timing is built around the timing of the composite video color cycle. The Atari term "color clock" refers to one color cycle and is the term generally used throughout the Atari documentation to describe units of measurement across the screen. The OS graphics mode 7 (ANTIC mode D) is an example of one color clock resolution, where each color clock pixel can be a different color, for a horizontal resolution of 160 pixels in the playfield.

The Atari also offers "high resolution" graphics, where pixel width is half that of a color clock.

Since the luminance is the primary part of the composite video signal, whenever it changes, it also forces a change in the color phase shift. For one or more color clocks of constant luminance this is no problem, since the color phase shift will be unchanged in this area. However, if the luminance changes on a half color clock boundary it will force a fast color shift at that point.

For the NTSC Atari, where a machine cycle is precisely 1/2 of the NTSC color subcarrier frequency, varying the amplitude of the luminance signal at twice the color clock frequency (2\*3.58 MHz) also means generating a signal at exactly twice the NTSC color subcarrier frequency. The result is stable NTSC color information for that pixel that was not generated as color information by the Atari.

Since the luminance can change on half color clock boundaries, this implies that two false color, or artifact pixel types can be generated. This is basically true. However, these two pixels can be combined to form two types of full color clock pixels.

This is illustrated below:

TV Scan Line	← 1 color clock →		← 1 color clock →		
	← 1 pixel →	← 1 pixel →	← 1 pixel →	← 1 pixel →	
Luminance	0	1	0	0	1/2 color clock pixel = color A
(0=Off	1	0	0	0	1/2 color clock pixel = color B
1=On)	1	1	0	0	1 color clock pixel = color C
	0	1	1	0	1 color clock pixel = color D

The actual colors A, B, C, D seen depends upon the version of the NTSC Atari computer used, due to variances in the designs of the video signal generation electronics leading to slightly different timings of fast color shifts and thus different sets of artifacting colors.

With an NTSC Atari, the ANTIC screen modes capable of artifacting colors on the computer's composite and RF video output signals are 2 (OS graphics mode 0), 3 (no corresponding OS graphics mode), and F (OS graphics mode 8). Each of these modes has a pixel resolution of one half color clock by one scan line. They are generally considered to have one color and two luminances. With the use of artifacts, pixels of four different colors can be displayed on the screen in each of these modes. Artifact colors are absent when using separate chrominance and luminance video output signals.

With a PAL Atari, varying the amplitude of the luminance signal at twice the color clock frequency means about 7.08 MHz. This frequency does not have a simple mathematical relationship to the PAL color subcarrier frequency of 4.43 MHz. As a result, while some artifacting effects may be seen, there are no stable artifacting colors as seen on NTSC systems.

With a SECAM Atari, color information is encoded using frequency modulation rather than using a color subcarrier frequency, so there is no possibility of artifacting as seen on NTSC systems.

Recommended readings:

<http://preview.tinyurl.com/ghyr6pg>

<http://atariage.com/forums/topic/275882-atari-800-ntsc-artifacting/>

## 2.6) What is HDTV display lag?

Much software on the 8-bit Atari is highly interactive and timing-critical. For example, many games are highly responsive to input from the game player via a game controller (such as a joystick). The Atari software programmer can reasonably assume that the video display device can reflect changes as output by the Atari with no perceivable additional delay. Software timing considerations are normally limited to the capabilities and constraints of the Atari hardware itself.

However, in some cases a television or video monitor may introduce a noticeable lag time between the video signal as input by the Atari, and the video signal as actually displayed by the device. While any such effect is truly negligible with CRT televisions or monitors (the standard of the time of the Atari), the modern high-definition television (HDTV) has emerged as an important exception. An HDTV typically dedicates considerable processing efforts (hardware + software) toward presenting the most attractive picture possible. Since few HDTV applications require precise interactive timing, this video processing is generally not optimized for time efficiency. When used with an older but timing-precise device such as an 8-bit Atari computer, the resulting delay can be quite noticeable, making the HDTV essentially unusable for "serious" action gaming.

Fortunately, many HDTVs offer a "game mode" that circumvents much of the video processing otherwise performed, thereby eliminating most of the display lag otherwise introduced by the television. If an HDTV is to be used with the Atari for gaming, a "game mode" on the HDTV is essential.

Wikipedia on the topic: [http://en.wikipedia.org/wiki/Display\\_lag](http://en.wikipedia.org/wiki/Display_lag)

# Chapter 3

# Mass storage

## 3.1) Tape recorders

### 3.1.1) What are the Atari 410, 1010, XC11, & XC12 Program Recorders?

An Atari Program Recorder resembles an ordinary audio cassette tape player, providing secondary (not directly accessible by the computer's central processing unit) and offline (removable from the computer) magnetic storage and retrieval of digital data, using a standard (analog) compact cassette.

While the computer converts digital serial data into analog audio tones for recording/saving directly to cassette, the program recorder contains analog to digital circuitry for converting analog audio tones to digital serial data when playing/reading from cassette.

In addition to the digital information track, the program recorder can also play back an audio track, allowing the computer user to both load/run programs and listen to voice or music.

Under the Atari Operating System, the digital storage capacity of a 60-minute cassette is about 102,400 bytes (100 KiB). The Atari OS writes files in fixed-length blocks at 600 baud (physical bits/second).

Atari program recorders use SIO Motor Control; only one such device can be attached to the system at a time.

#### **Specifications common to all Atari program recorders:**

- Tape structure is standard 1/4 track stereo format:
  - 4 tracks, divided into 2 channels/sides ("Side A" and "Side B")
  - Each tape channel/side is stereo, consisting of 2 tracks:
    - Left / Audio track
    - Right / Digital track (Audio Frequency-Shift Keying – AFSK)
- Digital track consists of two tones: "mark" = 5,327 Hz ; "space" = 3,995 Hz
- Automatic/software motor control: the computer can control tape motion start/stop (both play and record functions), if the recorder PLAY button has already been pressed by the user.
- Tape speed: 1.875 IPS (inches per second)
- 3-digit tape counter
- Any audio track plays through the television/monitor speaker, by way of the computer's audio output.
- Preset volume levels (both playback and recording)
- Media used is the Philips Compact Cassette or equivalent, containing Type I / ferric oxide / normal bias cassette tape. (Atari CX4100 Blank Cassettes - 12 Pack never shipped.)
  - Type II ("chrome") or Type IV ("metal") cassette tapes are not used with Atari program recorders. See: <http://preview.tinyurl.com/jqbm9p7>
- Cassettes can play/record on both sides – cassette must be removed, flipped-over, and re-inserted to access the reverse channel/side of the tape.



- Cassette write protect notch status is respected – will not write to a cassette side missing the write protect notch corresponding to that side of the cassette.
- The cassette utilization/filesystem is controlled entirely by software, normally the C: Cassette Handler of the Atari Operating System. Specifications are provided elsewhere in this FAQ list.
- Only one program recorder can be operated on the Atari SIO bus.

#### **410 Program Recorder (Common specifications)**

- Shipped with the earliest (1979-1980) 800 computer systems
- Was also included in the kit: CX482 The Educator
- Connectivity: Built-in SIO cable - must end SIO daisy chain
- Produced 1979-1983. Replaced by the 1010.
- Manuals:
  - Atari 410 Program Recorder Operator's Manual C014810 (shipped with earlier units)
  - Atari 410 Program Recorder Owner's Guide C060055 (shipped with later units; USA or International (Holland) printings)
- 3 main versions, each with two different variations:
  - #1 Unreleased prototype 410 version
  - #2 Made in Japan by Bigston (initial production version)
  - #3 Made in Hong Kong by Transtek or by Chelco Sound (Hong Kong) Limited
- C015705 REV3 Atari sales flyer reads: "Two styles of the Atari 410 Program Recorder are currently manufactured, with equivalent performance." This refers to versions #2 and #3 above.
- Technical manuals:
  - Atari 410 Program Cassette Recorder Field Service Manual FD100004
  - Atari 410 Program Cassette Recorder Field Service Manual PAL-UK FD100005

#### **410 Program Recorder (#1, Unreleased prototype 410 version)**

- Small/Narrow profile
- Chrome carrying handle
- "Atari 410" label between cassette bay door and buttons
- Above cassette bay door, left to right: Atari logo, tape counter, "Program Recorder"
- 6 Buttons, left to right: Rewind, REC, Play, Advance, Stop, Eject
- Two unreleased prototype version variations:
  - 1a) Buttons are black, except red REC button
  - 1b) Buttons are white with black borders

See: [http://www.rhod.fr/images\\_periph/410/410proto.jpg](http://www.rhod.fr/images_periph/410/410proto.jpg)

### **410 Program Recorder (#2, Made in Japan by Bigston, initial production version)**

- Carrying handle
- "Atari 410" label between cassette bay door and buttons
- Tape counter also between cassette bay door and buttons
- 5 Buttons, left to right: Record (red label), Rewind, Play, Advance, Stop/Eject
  - Notably, the only program recorder produced by Atari without a Pause button.
- Two Japan 410 version variations:
  - 2a) 120V Made in Japan version
    - Power: plugs directly into the wall (120V AC, 6W)
  - 2b) 220V/240V (Direct Current) Made in Japan version
    - Power jack on the RIGHT side of the unit. Center positive.
    - Power: Used with an external DC power supply rated for 6.0V DC and 300mA, such as the Tadmod 6498 or Atari AC/DC Adapter Type FW3199 (both detailed elsewhere in the FAQ list) or equivalent.

### **410 Program Recorder (#3, Made in Hong Kong by Transtek or by Chelco Sound (Hong Kong) Limited)**

- No carrying handle
- "Atari 410" label on cassette bay door
- Tape counter above cassette bay door
- 6 Buttons, left to right: REC, Play, Rewind, Advance, Stop/Ej., Pause
- Two Hong Kong 410 version variations:
  - 3a) 120V 60 Hz 7 watts Made in Hong Kong version
    - Power: plugs directly into the wall (120V AC, 6W)
  - 3b) 220V/240V (Direct Current) Made in Hong Kong version
    - Power jack on the BACK of the unit. Center positive.
    - Power: Used with an external DC power supply rated for 6.0V DC and 300mA, such as the Tadmod 6498 or Atari AC/DC Adapter Type FW3199 (both detailed elsewhere in the FAQ list) or equivalent.

### **1010 Program Recorder**

- Produced from 1983-1984. Replaced the 410.
- Connectivity: 2 Atari SIO ports for direct connection to Atari computers
  - Shipped with SIO cable CA014122 (3-foot; 91.5 cm)
- Manual: The Atari 1010 Program Recorder Owner's Guide C061133
- Two slightly different versions were manufactured:
  - 1010S. FCC ID: BPA99H1010
    - Made in Japan by Sanyo
    - 6 Buttons, left to right: Record, Play, Rewind, Advance, Pause, Stop/Ej
    - Orange sticker inside cassette bay
  - 1010C. FCC ID: BPA7YJ1010
    - Made by Chelco Sound (Hong Kong) Limited
    - 6 Buttons, left to right: Record, Play, Rewind, Advance, Stop/Ej, Pause
    - Silver sticker inside cassette bay
- Power: Used with an external 8.5 to 9 volt AC transformer power supply rated for at least 8 watts; Atari C061515 or C061516 or equivalent. (Equivalents include the Atari CA014748 and CA017964.)

- In early production units the power indicator lights as soon as the power adapter is plugged in. In later models the power indicator will only light after you press Play, Rewind or Advance.
- Technical manual:
  - Atari 1010 Cassette Recorder Field Service Manual FD100223
    - REV. 02 April 1983
    - REV. 02 September 1983

### **XC11 Program Recorder**

- Replacement for the 1010.
- Available in the UK from early 1986 to summer 1986 (Atari User), when it was replaced by the XC12. Very limited 1986-1987 release in the US
- Connectivity: Has a built-in SIO cable and one free SIO port
- 6 Buttons, left to right: Record, Play, Rewind, Advance, Stop/Eject, Pause
- Power: Drawn from SIO pin 10 (+5V/Ready)
- Made in Japan

### **XC12 Program Recorder**

- Replacement for the XC11 (or for the 1010 in markets where the XC11 was never released).
- Shipped in mid-1986 in the UK. Wide distribution internationally, though never introduced in the US
- Also included in the 130XE Starter Pack (UK):
  - 130XE + XC12 + CX40 Joystick + TX9043 Compilation Tape (Typo Attack, Missile Command, Centipede, Tennis, Star Raiders)  
<http://www.rhod.fr/ataripics/130xestarter.JPG>
- Also included in the XEGs kit, XE 2012 (France)
- "Round" window
- Based on the Phonemark PM-4401A
  - Printed circuit board is marked "PM4401-4"
- Connectivity: Built-in SIO cable - must end SIO daisy chain
- 6 Buttons, left to right: Record, Play, Rewind, F.Fwd, Stop/Ejt, Pause
- Power: Drawn from SIO pin 10 (+5V/Ready)

## 3.1.2) What other cassette recorders can I use with my Atari?

Important contributor to this section: Tomasz Krasuski

Unlike other microcomputer systems of the time period, only Atari-specific cassette tape recorders could be used with Atari 8-bit computers. Several such peripherals were produced by companies other than Atari:

### **Compu-Mate Computer Data Recorder by General Electric (GE, G.E.)**

- 3-5148A (unit) / 3-5156 (box)
- 3-5149A Atari/Commodore Interface Module (IFM)
- 1<sup>st</sup> data cable: Data Recorder <-> IFM Interface or Data Recorder <-> C64
- 2<sup>nd</sup> data cable: IFM Interface <-> Atari computer SIO connector
- Monophonic – No support for audio track as supported by other program recorders for the Atari
- No second SIO port - must be at end of SIO chain
- Battery operated or uses an external power supply
- Switch on the bottom, Atari or "All other computers".
- More info: <http://www.atariage.com/forums/index.php?showtopic=128505>
- Pics: <http://www.atariage.com/forums/topic/161936-atari-1010-problem/>

### **Phonemark PM-4401A and derivatives**

- Manufactured for Atari as the Atari XC12
- "Round" window and "notched" top case design
- No second SIO port - must be at end of SIO chain
- PM-4401A by Phonemark
  - Top of unit: "Phonemark" in white lettering on black label
  - Bottom of unit: "Computer Cassette Data Unit"
  - Box: Blue background, "Phonemark Computer Cassette" "PM-4401A" "Suitable For Use With Atari Home Computer"
- XG12 [by Phonemark for Datamark]
  - Atari XE case color
  - Top of some units: "Datamark XG12" in red lettering
  - Top of other units: Black label, no branding
  - Bottom of unit (some): "Datacorder" on gold label
  - Box: Datamark DM-6402A (see below). These units seemingly sometimes shipped by Datamark as a substitute for their own DM-6402A.
  - See below for the Datamark-derived version of the XG12.
- TurboData [by Phonemark for ?????]
  - Atari XE case color
  - Built-in Turbo upgrade???
  - Top of unit: "TurboData" in red lettering on white label
  - Box unknown
- XL12 [by Phonemark for Logical Design Works (LDW) on behalf of Atari]
  - Atari XE case color
  - Top of some units: "For Atari XL12" in red/silver
  - Top of other units: "For Atari XE, 800XL" in white lettering on black label

- Bottom of some units: "Computer Cassette Data Unit" "Model No XL12"
- Bottom of other units: "For Atari"
- Box: Atari-like, with red strip down ONE side of box, "XL 12" in large font (with space in middle), "XC12" mistake in smaller type, "For Atari" does NOT use Atari logo font, Phonemark unit is pictured
- Utilized parts supplied by Atari, after Atari discontinued their own XC12
- Sold in Chile by Coelsa (official Atari importer) and in Eastern Europe
- Replacement for the Atari XC12; would be replaced in Europe by the XCA12
- See below for Datamark-derived version of the XL12.
- XCA12 [by Phonemark for California Access (brand of LDW) on behalf of Atari]
  - Atari XE case color
  - Top of unit: "For Atari Computer" in black/red/black, "XCA12" in silver
  - Bottom of unit: "For Atari Computer" "Model Number XCA12"
  - Box: Atari-like, white with orange strip down one side of box, "For Atari Computer" with Atari logo font
    - Front (very small pic): <http://img.archiwumallegro.pl/?876820703>
    - Rear: <http://preview.tinyurl.com/ogh8j9p>
  - Utilized parts supplied by Atari, after Atari discontinued their own XC12
  - Sold in Eastern Europe, especially Poland
  - Replaced the XL12; would be replaced by the CA-12 (once Atari parts supply was exhausted)
- CA-12 [by Phonemark for California Access - brand of LDW]
  - Atari XE case color
  - Top of unit: "For Atari Computer" in black/red/black, "CA12" in silver
  - Bottom of unit: "For Atari Computer" "Model Number CA12"
  - Printed circuit board has the markings "P.M." "4401-5" "REVB"
  - Box: White with Orange highlights, "CA-12 Program Recorder" <http://www.aceton.pl/images/105338.jpg>
  - Sold in Eastern Europe, especially Poland
  - Replacement for the XCA12 (produced independently of Atari)

### **Datamark DM-1301A**

- Similar dimensions to Phonemark PM-4401A and derivatives, but even more Atari-inspired case styling includes slanted lines matching those of Atari XE computers and peripherals.
- Top of unit: "Datamark" in red lettering
- Unit pictured in center: <http://www.retrogames.cl/imagenes/varios/zz/caseteras.jpg>
- Box: Atari-like, with red stripes down BOTH sides
- Box pictured at upper-left: <http://www.retrogames.cl/imagenes/varios/zz/casencaja.jpg>

### **Datamark DM-6402A and derivatives**

- "Square" window and "un-notched" top case design
- No second SIO port - must be at end of SIO chain
- DM-6402A by Datamark
  - Atari XL case color, black label (unlabeled), black buttons
  - Units exist????

- Box: Black background, "Datacorder Unit" in yellow, "Model DM-6402A" in orange, "Power Without the Price" in red
- XG12 by Datamark
  - Atari XE case color
  - Top of unit: "Datamark XG12" in red lettering
  - Box: Datamark DM-6402A (see above)
  - See above for the Phonemark-derived version of the XG12.
- XL12 [by Datamark for Logical Design Works (LDW) on behalf of Atari]
  - Atari XE case color
  - Top of units: "XL12" in silver
  - Top of some units: "For Atari" in silver/red
  - Bottom of some units: "Datarecorder" "For Atari Computer" "DM-6402A"
  - Bottom of other units: "For Atari"
  - Box:
    - Atari-like, with red strips down BOTH sides of box, "For ATARI" uses Atari logo font, features photo of Datamark original version unit
  - Utilized parts supplied by Atari, after Atari discontinued their own XC12
  - Sold in Chile by Coelsa (official Atari importer) and in Eastern Europe
  - Replacement for the Atari XC12; would be replaced in Europe by the XCA12
  - See above for the Phonemark-derived version of the XL12.
- NA-R25 Najm [by Datamark for aDawliah Universal Electronics APL]
  - Atari XE case color
  - Top of unit: "Najm NA-R25" in red lettering
  - Box: Datamark DM-6402A (see above)
  - Substitute for the Atari XC12 in later 65XE Najm packages

### Taihaho Computer Cassette

- Box: Taihaho Data Cassette Recorder/Player
- 120V version (red) for North America or 240V version (black) for UK
- Photos in this AtariAge Forums thread: <http://preview.tinyurl.com/nxfabz9>
- Built-in SIO cable - must end SIO daisy chain
- Power supply is built-in (plugs directly into the wall)

### Crystal Cable Company TIC-600 interface

- Tape interface and controller that connects the Atari to a standard tape deck
- Supports reel-to-reel, 8-track, VCR, or standard cassette deck
- Auto mode - Computer starts and stops tape movement
- Manual mode - Tape player controls are used for tape movement
- Supports 900 baud; can be upgraded to support 1,200 baud
- Kit or assembled

### Links:

<http://oldcomputer.info/8bit/aptaperec/>

### 3.1.3) What speed upgrades are there for Atari program recorders?

Numerous methods were created for upgrading the (painfully) slow data transmission speed of the Atari program recorders. Most of these originated in regions of the world where program recorders were normally used with the Atari rather than (extremely expensive) disk drives.

#### **CASA Turbo Tape, by CASA (Dutch) (1985)**

- Purely software

#### **Rambit TurboCharger (1986?)**

- From the UK
- For: 410, 1010, XC11, Phonemark, XC12
- Circuit board + conversion utility program on cassette. The software is used to convert standard Atari data cassettes to Rambit format cassettes.
- 3,300-3,600 bit/s achieved
- Review (Nov/Dec86): [http://www.page6.org/archive/issue\\_24/page\\_30.htm](http://www.page6.org/archive/issue_24/page_30.htm)

#### **Turbo 2000, by Jiri Richter (RICO or JRC; Czechoslovakia)**

- Project published in Zpravodaj Atari Klubu – priloha 11/1987  
See: <http://blog.3b2.sk/igi/file.axd?file=2013%2f12%2fTurbo+2000.pdf>
- Software + modification project for XC12
- Transfer rates flexible; later standardized to 2,270 baud
- Software: Super Turbo cartridge software by RICO (1988)
- Released later: TT-DOS, a DOS 2.5 clone with high speed tape handler, B:
  - TT-DOS 1.1 © 1989 JR Computing (JRC)
  - TT-DOS 1.2 © 1989 JR Computing
  - TT-DOS 1.5 © 1991 JR Computing
- Released separately (West Germany): B-TAPE high speed system by Jiri Bernasek (BEWESOFT) for use with BW-DOS or SpartaDOS
- Released separately (Poland): K.S.O. 2TO6 ("KSO Turbo 2000")
  - "Cassette Operating System" (L1, L2, WIELOBLOK) software by Wojciech Zabolotny
  - Published in the magazine IKS 11/1988 pages 4-6, with follow-up information published in the next issue 12/1988 page 14 and in 01/1989 pages 28 and 31.
  - Reviewed in Bajtek 8/89 (compared with AST)
  - Separately: K.S.O. Turbo 2000 cartridge project for self-assembly
- Turbo 2000 format extensions (all from Poland):
  - Turbo 2000F+ or "New format"
  - Speedy 2007 or "\*AJEK" (translates to "\*Thanksgiving")
  - Turbo 2000F, by MUEL (1989)
    - 6,700 baud. Advertisement: Bajtek 8/1989 p26
  - Turbo 2001 (TOMS)
  - Turbo 2002
  - Turbo 2000 Plus

### **Atari Super Turbo (AST) (late 1987)**

- Designed by Slawomir Nienaltowski (designer of the SN-360 disk drive), sold to Atari Studio (AS; later: Mirage)
- The first Polish Turbo system
- Programs stored with AST can be read by Turbo 2000.
- Originally for the 1010, later released for XC12 and clones.
- Reviewed in Bajtek 4/89
- Later version(s) sold with software on cartridge: AST Turbo Cartridge

### **Turbo 6000 / Schleife '88 (Loop'88)**

- From East Germany, for XC12
- Chaos System: Turbo 6000 interface + software: Chaos Loader, Chaos Copy
- 6,000 baud

### **Injector / Fast Injektor**

- Hardware (for the XL12) + software
- Developed by Pedro P. Caraball Alvarez (Turbo Software, Argentina/Chile)
- Version 1.0 05/09/88 for Turbo Software, published by M.P.M. S.A. (Chile)
- Rights sold to Coelsa (official Atari importer in Chile) in 1990. Coelsa would sell many XL12 units with the Fast Injektor preinstalled.
- 4,000 baud  
<http://www.retrogames.cl/injektor.html>

### **STAC / Super Turbo Auto Corrector**

- From Argentina by Jorge Cwik (ijor), 1988
- Purely software, with error recovery
- Available (sources): <http://preview.tinyurl.com/ybrbt8qf>

### **SITRE/S.I.T.R.E./"Sistema Inteligente Turbo con Recuperacion de Errores"**

- From Chile by Victor Parada G. (++Vitoco)
- Purely software. Primarily a copying tool, but also turbo speed.
- Version 1.01 March 1989 via SYFCOM, then VCC (Video Compu Club) for 800XL
- Version 2.01 April 1989 for 130XE
- Version 1.11 June 1989 (800XL, attempted support for longer programs)
- Version 3.02 (2015, full support for XL/XE 64 KiB to 320 KiB)
- Available: <http://www.vitoco.cl/atari/sitre/>

### **Turbo 2600, by Zaklad Elektroniczny SZOK (Poland)**



### **Blizzard Turbo, by Atares (Poland, 1989)**

- Software v1: Microloader, Turbo KOS, Short KOS, Looking
- Software v2: KOS+, Blizzard Turbo, Blizzard Copy, 3 Microloaders
- Available separately: BIG2 cartridge by KNS Corporation

### **Turbo ROM, jointly developed by PLUS and MAPASOFT (Poland) (1991?)**

- Special software cartridge loader required to read such cassettes
- Reviewed in Tajemnice\_Atari 5/91

### **Hard Turbo (Poland)**

Most of the above upgrades are described in detail at:  
[http://atariki.krap.pl/index.php/Systemy\\_turbo](http://atariki.krap.pl/index.php/Systemy_turbo)

## 3.2) Floppy disk drives

### 3.2.1) What is the Atari 810 Floppy Disk Drive?

Portions of this section developed by Laurent Delsarte from the 810 Field Service Manual.

The Atari 810 is a floppy disk drive that provides secondary (not directly accessible by the computer's central processing unit) and offline (removable from the computer) magnetic storage and retrieval of digital data, using a standard (of its time) 5.25 inch diskette. Diskette storage capacity is 90 KiB. The 810 Floppy Disk Drive is used with a single Atari 8-bit computer with a minimum of 16 KiB of RAM installed. Up to four 810 Floppy Disk Drives may be attached and used with an Atari computer at the same time.

Connectivity: 2 Atari SIO ports for direct connection to Atari computers

- Shipped with SIO cable CA014122 (3-foot; 91.5 cm)

The front of the 810 features a Power on/off switch, a "Power" indicator light, and a "Disk busy" indicator light. The rear of the unit includes two SIO ports ("I/O Connectors"), a power input jack, and drive number selector switches:

Left	Right	
Black & White		<b>Drive 1</b>
White	Black	<b>Drive 2</b>
	Black & White	<b>Drive 3</b>
Black	White	<b>Drive 4</b>

## 810 Performance Specifications

- Capacity per diskette:  
40 tracks x 18 sectors/track = 720 sectors/disk  
720 sectors x 128 bytes/sector = 92,160 bytes/disk (90 KiB)
- Average Data Transfer Rate: 6,000 bit/s
- Average Latency: 100 milliseconds
- Track to Track Access Time: 5 milliseconds
- Average Access Time: 74 milliseconds
- Head Settling Time: 15 milliseconds
- Head Loading Time: 35 milliseconds
- Power-up Delay: 0.5 seconds
- Maximum Data Access Time: 236 milliseconds

## 810 Functional Specifications

- Disk Rotation Speed:  
288 RPM (Revolutions Per Minute)  $\pm$ 1% (range: 285.12 - 290.88 RPM)
- Recording Density: 2,938 BPI (Bits Per Inch) (maximum)
- Flux Density: 5,876 FCI (Flux Changes per Inch) (maximum)
- Track density: 48 TPI (Tracks Per Inch)
- Tracks: 40 (track 1 is the outermost; track 40 is the innermost)
- Encoding method: Frequency Modulation (FM, or "single density")
- Drive heads: One (accesses the disk from below)
- Disk type used is the Atari CX8100 Blank Diskette or equivalent, which is an industry standard 5.25" micro-diskette / minidiskette / mini-disk / minifloppy diskette / mini-floppy diskette / floppy disk. (Atari specification: C016884)
  - Any one of the following certifications/marketing labels is in itself sufficient to indicate 5.25" disks suitable for use with the Atari 810:
    - 40 tracks, 48 TPI, Single Density (SD/1D), Double Density (DD/2D), Quad Density (QD/4D)
    - Exception: Early disks with room for only 35 tracks at 48 TPI, the original configuration for the format as introduced in 1976. Such 35 track disks have a noticeably smaller-length drive head access opening than the eventual standard 40 track disks, which were introduced in 1977. Production of disks supporting only 35 tracks was discontinued by the end of 1980.
  - NOTE: High Density (HD) 5.25" floppy disks (very commonly used for the MS-DOS 1,200 KiB format introduced with the IBM PC/AT in 1984) can NOT be used with Atari 810 and compatible drives.
  - Soft-sectored disks or hard-sectored disks may be used. The sector holes of hard-sectored disks would be ignored by the 810, so hard-sectored disks are unnecessary and very rarely used with the Atari.
  - Single-sided (SS/1S) or Double-sided (DS/2S) disks may be used.
    - The 810 is a single-sided drive (one drive head). A disk is inserted into the drive with label side up and, from below, the drive head accesses the back (non-label) side media surface via the access opening on the back side of the disk.
    - All disk media is actually two-sided, and all disks have drive head access openings on both the front and reverse sides of the disk (so that a drive head can access the disk media from either side). "Single-sided" disks are certified for use on only one side (either side), while "double-sided" disks are certified for use on both sides.

- The reverse side of a disk (the front, label side media surface) may be accessed by the 810 by re-inserting the disk into the drive upside-down, label side down. The 810 thus sees the reverse side of the disk as another, entirely different, single-sided disk. (Rare "flippy" disks, with two index holes/timing holes, support this for single-sided drives that use the index hole/timing hole; the 810 ignores the index hole/timing hole so a "flippy" disk is not needed.)
- Diskette write enable notch status is respected: will not write to diskette side lacking (or having a covered) write enable notch corresponding to that side of the disk.
- On the Atari, an empty floppy disk drive is powered on prior to inserting a diskette into the drive. Conversely, the diskette is removed from the drive before the drive is turned off. These procedures protect the integrity of data on diskettes.

### 810 Internals

- 6507 microprocessor (MOS Technology MCS6507 or equivalent) @ 500 kHz, C010745
- ROM, C011299 (some chips marked C001299)
- 6810 128 x 8 bit static RAM (1 KiB) (Motorola MCM6810), C014328
- 6532 PIA (MOS Technology 6532 RAM-I/O-Timer (RIOT) or equivalent), C010750
- Western Digital FD1771 Floppy Disk Controller (FDC) @ 1 MHz, C014329
- Read/Write Head Gap: .013 inches
- Guard Band: .008 inches
- Pad Pressure: 17 grams

810 industrial design (case): Roy Nishi and Russ Farnell

The 810 underwent several significant design revisions over the course of its manufacture.

### Original 810 Floppy Disk Drive (1980-1981, no Data Separator and "Pre-Analog") specifications:

- Micro Peripherals, Inc. (MPI) minifloppy diskette drive mechanism
- Two printed circuit boards: a Side Board and a Rear Board
- Power Input: 9 volts AC, 1.7 amperes
- Power Usage: 20-21 watts

Power: Used with an external 9 volt AC transformer power supply: Atari CA014748 or equivalent (including the Atari CA017964). (Later/most 810 units, those with a Data Separator installed, require the more capable Atari CA017964 or equivalent.)

810 drives manufactured after September 1, 1981 ("DS" sticker) shipped with an External Data Separator Board, which improves the drive's ability to distinguish between data pulses and clock pulses on the disk, lowering the chance of a misread. It is installed in the Side Board where the FDC chip would otherwise be installed. (810 Field Service Manual p.1-9) The Side Board stepper motor circuit voltage was increased to regulated 12 volts DC as well, leading to greater power requirements for the drive:

- Power Input: 9 volts AC, 3 amperes
- Power Usage: 30 watts
- Power: Used with an external 9 volt AC transformer power supply: Atari CA017964 or equivalent

The External Data Separator Board was also offered as an upgrade for earlier 810 drives. Earlier Side Boards must be upgraded in order to accept the Data

Separator.

**Next, Atari introduced the 810 Revision C ROM in November 1981 ("C" sticker).**

According to Antic (Oct. 82), "ROM C causes diskettes to be formatted with an improved sector layout which is more efficient than that used by earlier 810 control ROMs." Performance was reported to be 20% faster than with the original B ROM. The ROM C was also offered as an upgrade for older drives.

**810 drives produced from February 1982 used the new "810 Analog" ("810M Analog") design, further improving reliability:** (see 810 Field Service Manual p.8B-1)

- A Power Supply Board now bolts onto the common base plate where the Rear Board used to be.

The Power Supply Board contains:

- A redesigned Power Supply.
  - A Tachometer/Speed Switch I.C. (frequency to voltage converter) added as the Tach circuit to stabilize the motor speed.
- An Analog Board now bolts to the top of the Drive Mechanism. This board contains the Analog circuitry which used to be on the Rear Board. The major changes are to the Read/Write circuitry.
- The Analog Board contains:
- Operational amplifiers ("op-amps") and discrete transistors in place of transistor arrays.
  - A multiplexor chip for switching the Read/Write amplifiers.
- A 10 pin ribbon cable connects the Analog Board to the Power Supply Board.

810 Analog power: Used with an external 9 volt AC transformer power supply rated for at least 30 watts; Atari CA017964 or equivalent.

The 3 new 810 Analog components were also offered together as an upgrade:

- CB101128 "Grass Valley Analog Board Set" for Pre-Analog 810 drives.

**In November 1982, the drive mechanism of the 810 Analog disk drive was changed from MPI to Tandon.** The Tandon version is known as the "810T Analog" disk drive.

	<b>TANDON (810T Analog)</b>	<b>MPI (Pre-Analog &amp; 810M Analog)</b>
<b>FRONT BEZEL</b>	Operated by a front latch.  No diskette eject mechanism. Raise the front latch to access diskette.  Plastic guides and front latch inhibitor position the diskette.	Operated by a door release button.  Contains a diskette eject mechanism.
<b>UPPER ARM ASSEMBLY</b>	Contains no pressure spring.  Adjust by turning the two nuts which secure the upper arm to the carriage.	Contains pressure spring assembly.  Adjust pressure spring.
<b>STEPPER MOTOR ADJUSTMENT</b>	Adjust by turning the cam screw at rear of Drive Mechanism.	Adjust by loosening setscrew to move Stepper Band Pulley.
<b>TRACK 00 STOP</b>	Adjust by monitoring increase and decrease in waveform amplitude.	Adjust for 0.010 clearance.
<b>WRITE PROTECT CIRCUIT</b>	Microswitch Assembly.	Phototransistor.

#### Manuals:

- Atari 810 Disk Drive Operator's Manual C014760 (earlier units)
- Atari 810 Disk Drive Owner's Guide C060056 (later units)

#### Technical manuals:

- Atari 810 Disk Drive Field Service Manual
  - Preliminary (~190 pages)
  - FS015854 REV. 1 July 1980 (~138 pages)
  - FD100003
    - July 1982 [REV. 02]
    - REV. 03 May, 1983

From winter 1980 to fall 1981 the 810 Floppy Disk Drive shipped with the 810 Master Diskette CX8101 (boxed; DOS I). From fall 1981 to May 1983 the 810 Floppy Disk Drive shipped with the 810 Master Diskette II CX8104 (boxed; DOS II version 2.0S or DOS 2.0S). Box contents for both are detailed elsewhere in this FAQ list.

#### 810 accessories from Atari:

- CX8100 - Atari 810: 5 Diskettes (unformatted)
- CX8202 - Atari 810/815: 5 Blank Diskettes (unformatted)
- CX8111 - Atari 810: Formatted Diskette II (5 per box; retail box never shipped, but individual CX8111 disks shipped with other products including the 810 Master Diskette II CX8104):
  - Format is equivalent to disks formatted with 810 drives containing the Revision C ROM.
  - Speculation: Product was released for users of older 810 drives with the Revision B ROM which could only create slower format disks.

## Third-party upgrades for the 810

### **Fast-Chip, by Binary Corporation, 1982**

- Disks formatted by an 810 with Fast-Chip utilize an improved sector layout which is more efficient than those created by standard 810 drives.
- 30% faster formatting for earlier 810 drives (prior to "ROM C"), or 10% faster formatting for 810 drives with "ROM C" (Nov. 1981 or later)

### **Happy 810 Enhancement, by Happy Computing (Richard Adams), 1982**

- Company name became Happy Computers, Inc. in 1983
- Three versions:
  - HE810S-X for early 810 drives (no Data Separator)
    - Upgrade includes a data separator
  - HE810S-L for pre-Analog 810 drives with Data Separator
  - HE810S-H for 810 Analog drives
- RAM buffer: 1 track / 2304 bytes / 18 sectors
- "Happy" Warp Speed standard high speed "Reads disks up to 3 times faster than standard 810" with any software; supporting software also supports buffered fast write with verify
- Navigate/edit/create nonstandard format disks
- 1982-1983 units shipped with Happy Backup Program (single drive) disk, including standard 810 ROM emulator and diagnostic program
- Software sold separately, 1982-1983:
  - Multiple Drive Happy Backup Program
  - Happy Compactor Program
- Warp Speed Software disk included (1983- ), contains Warp Speed DOS (modified Atari DOS 2.0S), Diagnostic, Sector Copier, Happy Backup, Happy Compactor, Multi Drive Happy Backup, Tracer
- Software sold separately, 1982- :
  - Happy Customizer Program (create non-standard disks track-by-track)
- 810 Version 7 Upgrade, hardware upgrade by Happy Computers, required for 1982-1985 units to run Happy Warp Speed Software Rev 7, as well as other software sold separately by Happy Computers:
  - Warp Speed DOS XL, including under cartridge, under ROM, and Axlon banked memory versions (modified DOS XL by Optimized Systems Software – OSS)
  - TOP DOS version 1.5, by Eclipse Software
- Software sold separately:
  - Happy Version Archiver/Editor, by Spartan Software of Minnesota, 1984
    - Also marketed by B&C ComputerVisions as: Scan-It!/810 Happy, 1987
  - Fuzzy/Phantom Sector Maker, by CSS, 1986 (Antic 9/86p48)
  - Archiver Enhancement, by Computer Software Services (CSS), 1987
    - Super Archiver/Editor 3.0, The Archiver Tracer

### **The Chip, by Spartan Software of Minnesota, 1983-1984**

#### **The Chip with Archiver I, by ICD, 1984**

#### **Scan-It!/Chip, from B&C ComputerVisions, 1987**

- Popularly: "Archiver chip", "810 Archiver", "Archiver/810", "Archiver"
- Navigate/edit/create nonstandard format disks
- Shipped with Archiver/Editor program
  - Disassembler, sector editor, custom formatter and mapper
- Software sold separately:
  - Archiver Enhancement, by Computer Software Services (CSS), 1987
    - Super Archiver/Editor 3.0, The Archiver Tracer

### **810 Turbo (810T), by Neanderthal Computer Things (NCT), 1983-1984**

- Adds single-sided, double density (180 KiB) operation (Percom compatible)
- 1983 units supplied with:
  - N/DOS Generator (SD disk, patches a copy of Atari DOS 2.0S for single/double density support and more)
  - NCT 810 Turbo OS Single/Double dens (OS/A+ Version 2, SD disk)
  - NCT 810 Turbo OS Double dens only (OS/A+ Version 4, DD disk)
  - 810T Utilities disk (SD), containing: Backup, Packemup, Revcheck, Reconfigure, Diagnostics
- 1984 units supplied with Mach DOS (Pre-release name: MACH 2XH DOS)

### **Separator, by Percom, 1982**

- Data/clock separator circuit for 1980-1981 810 drives without Atari's Data Separator Board

### **Right-Write, by Gardner Computing, 1983**

- Write to side 2 of any disk without notching out a hole in the disk
- Later: Wright-Right or Write-Right by Duplicating Technologies

### **DS-810 Disk-Switch, by Computer Software Center (CSC), 1983**

- Write to side 2 of any disk without notching out a hole in the disk
- Write protection to any disk

### **Protector, by Computer Software Services (CSS), for 810/1050/Indus GT, 1983**

- Includes hardware and software
- Bad sector generator; also move/rearrange data, scramble directories

### **Silencer, by CSS, for 810/1050, 1984**

- Eliminates loud drive sounds when reading bad sectors
- Write to both sides of any disk without notching disks

### **Over-Write [810 version], by Computer Support, 1985**

- Write to side 2 of any disk without notching out a hole in the disk

### **Bad Sector, by Computer Support, 1985**

- Write bad sectors to any diskette; can back up some protected disks

### **Electronic Phantom Sector Maker, by CSS, 1987 (Antic 9/87p28)**

- Installs into any drive, no other modification needed
  - Can be combined with other upgrades including Happy and The Chip/Archiver
- Make fuzzy/phantom sectors or fuzz portions of sectors
- Find/Display valid data, CRC errors and phantom sectors
- Deluxe version: Allows you to switch between CRC and phantom sectors without having to readjust hardware module each time

## 3.2.2) What is the Atari 1050 Floppy Disk Drive?

Portions of this section developed by Laurent Delsarte from the 1050 Field Service Manual.

The Atari 1050 Floppy Disk Drive was introduced in June 1983 as a replacement for the 810 Floppy Disk Drive. The 1050 is fully backward compatible with the 810, with the addition of a new "double density" mode of operation offering 130 KiB of data storage per diskette. The "double density" mode works with a standard (of its time) 5.25 inch soft-sectored diskette ("floppy disk") which is certified for double density (Modified Frequency Modulation encoding method) use.

While Atari called the new 1050 mode "double density", the 1050 is not capable of the 180 KiB double density standard offered in many third party Atari disk drives. Thus, the 1050's "double density" is usually referred to as "enhanced density" or "dual density."

Like the 810, the 1050 drive has only one drive head, so it can only read/write to one side of the disk. Also like the 810, the 1050 ignores the index hold/timing hole, so the reverse side of a disk can be accessed by inserting the disk into the drive upside-down.

Connectivity: 2 Atari SIO ports for direct connection to Atari computers

- Shipped with SIO cable CA014122 (3-foot; 91.5 cm)

The front of the 1050 features a Power on/off switch, a Power indicator light, and a "Disk busy" indicator light. The rear of the unit includes two SIO ports ("I/O Connectors"), a Power In jack, and Drive Select switches:

Left	Right	
Black & White		<b>Drive 1</b>
White	Black	<b>Drive 2</b>
	Black & White	<b>Drive 3</b>
Black	White	<b>Drive 4</b>



### More features/specifications of the 1050 Floppy Disk Drive:

- 6507 microprocessor (MOS Technology MCS6507 or equivalent) @ 1 MHz, C010745
- ROM, Custom 2732 FC100541
- 6810 128 x 8 bit static RAM (1 KiB) (Motorola MCM6810), C014328
- 6532 PIA (MOS Technology 6532 RAM-I/O-Timer (RIOT) or equivalent), C010750
- Western Digital WD2793 Floppy Disk Controller (FDC) @ 1 MHz, FC100542
  - Late production units (fall 1985) substituted:  
Western Digital WD2797 FDC, FC100817
    - These units require 1050 ROM REV. L and do not work with earlier 1050 ROM versions.
- Media used is the same as for the Atari 810
- Read/Write head: 1
- Write protect sensor: Yes
- Track 00 sensor: Yes
- Rotational speed: 288 RPM
- Rotational speed accuracy:  $\pm 3\%$  (range: 279.36 - 296.64 RPM)
- Average latency: 110 milliseconds
- Access time
  - Track to track (max): 40 milliseconds
  - Head settling (max): 30 milliseconds
  - Motor start (max): 1,000 milliseconds

	Single Density (Read/Write)		Double Density (Read/Write)	
• Tracks per surface	40		40	
• Tracks per inch	48 TPI		48 TPI	
• Recording density (Track 39, max)	2,878 BPI		5,757 BPI	
• Flux density (Track 39, max)	5,757 FCI		5,757 FCI	
• Encoding method	FM		MFM	
• Capacity unformatted				
◦ Per track	3,382 bytes		6,510 bytes	
◦ Per surface	135,280 bytes		260,400 bytes	
• Capacity formatted				
◦ Sectors per track	18		26	
◦ Bytes per sector	128 bytes		128 bytes	
◦ Bytes per track	2,304 bytes		3,328 bytes	
◦ Bytes per surface	92,160 bytes		133,120 bytes	
• Transfer rate	125,000 bit/s		250,000 bit/s	

The 1050 drive features a horizontal slot with latch bar door mechanism. To complete the insertion of a disk, turn the latch bar clockwise ninety degrees. To release the disk, turn the latch counterclockwise.

1050 industrial design (case): Tom Palecki

The 1050 Floppy Disk Drive is used with an external 9 volt AC transformer power supply rated for at least 50 watts; Atari CA017964 or equivalent.

The 1050 was made for Atari in Singapore by Atari-PCI Enterprises Pte. Ltd. From May 1983 to December 1984 (very common), in Hong Kong by Atari-Wong Co. From November 1984 to February 1985 (fairly rare), and again in Singapore by Atari-PCI Enterprises Pte. Ltd. from October 1985 to December 1985 (also fairly rare).

1050 drives made in Singapore use a Tandon drive mechanism, while 1050 drives made in Hong Kong use a World Storage Technology (WST) drive mechanism.

Several different 1050 ROM (Atari part FC100541) versions have been documented by Atari users, with no practical differences among them. 1983 units shipped with Rev J, 1984 Singapore units shipped with Rev K, 1984-1985 Hong Kong units shipped with an alternate version of Rev K, and 1985 Singapore units shipped with Rev L.

See: <http://atariage.com/forums/topic/156462-1050-roms/?p=3580891>

1983 production units shipped with DOS 2.0S and in North America only, units produced winter 1984 to winter 1985 shipped (worldwide) with DOS 3, and units produced fall 1985 shipped with DOS 2.5.

#### **Manuals:**

- Atari 1050 Disk Drive Owner's Guide C061509 (6 pages)
- Atari 1050 Disk Drive Owner's Guide C024321 (international; 37 pages)
- Atari DOS 2.5: 1050 Disk Drive Owner's Manual C072033

#### **Technical manuals:**

- Atari 1050 Disk Drive Field Service Manual FD100330
  - REV. 01 October, 1983
  - REV. 03 October, 1985

### **Third-party upgrades for the 1050 (grouped by "family")**

#### **Happy 1050 Enhancement, by Happy Computers, Inc. (Richard Adams), 1984**

- Board includes a 6502 microprocessor and a RAM buffer:
  - Up to 36 sectors (SD mode: 2 tracks / 4608 bytes)
- Adds single-sided, double density (180 KiB) operation (Percom compatible)
- "Happy" Warp Speed standard high speed reads disks up to 500% times faster than standard 1050 with any software; supporting software also supports buffered fast write with verify
- Navigate/edit/create nonstandard format disks
- Warp Speed Software disk included, contains Warp Speed DOS (modified Atari DOS 2.0S), Diagnostic, Sector Copier, Happy Backup, Happy Compactor, Multi Drive Happy Backup, Tracer
- (Rev 2 ROM) ICD US Doubler emulation for UltraSpeed software compatibility
- IBMXFR IBM Transfer Program included, 1988- (Warp Speed Software v. 7.10)
  - Adds SS-DD "IBM format": 40 tracks, 9 sectors of 512 bytes = 180 KiB
- Software sold separately by Happy Computers:
  - Warp Speed DOS XL, including under cartridge, under ROM, and Axlon banked memory versions (modified DOS XL by Optimized Systems Software – OSS)
  - TOP DOS version 1.5, by Eclipse Software

- Software sold separately:
  - Happy Version Archiver/Editor, by Spartan Software of Minnesota, 1984
    - Also marketed by B&C ComputerVisions as: Scan-It!/1050 Happy, 1987
  - Fuzzy/Phantom Sector Maker, by CSS, 1986 (Antic 9/86p48)
  - Archiver Enhancement, by Computer Software Services (CSS), 1987
    - Super Archiver/Editor 3.0 and The Archiver Tracer
  - Happy Doubler, by Innovative Concepts, 1989
    - US Doubler compatible/UltraSpeed capable (software solution)
    - Ability to configure drives as D5: through D8:
- Hardware upgrades for Happy 1050 Enhancement:
  - Happy 1050 Controller, by Happy Computers, Inc., 1986
    - Hardware switch to select Happy Fast or Slow mode
    - Hardware switch to control write protection, with LED indicator
    - Write to reverse side of disks without punching holes
  - Imitator Controller, by Innovative Concepts, 1987
    - Hardware switch to select Happy Fast or Slow mode
    - 3-position switch for write protect mode:
      - 1) As normal
      - 2) Do not write
      - 3) Will write to any disk
    - Two-color LED for write-protect status
  - IC Chip, by Innovative Concepts, 1988-11-11
    - US Doubler compatible/UltraSpeed capable (replacement Happy ROM)

#### **Happy 1050 Maximizer, by Happy Computers, Inc.**

- Adds single-sided, double density (180 KiB) operation (Percom compatible)
- Happy 1050 Controller upgrade compatible
- Maximizer to Enhancement Upgrade available from Happy Computers

#### **High Speed Board 1050, by Irata Verlag, 1985 (West Germany)**

- Happy 1050 Enhancement clone

#### **1050 Lazer Enhancement (Lazer Drive), from Utility House (1986) (UK)**

- Near-clone of Happy 1050 Enhancement (REV. 1 ROM)
- Shipped with Lazer Ultraspeed 1050 Supercharger software

### **1050 IS Plate, by Innovated Software (Robert Perry), 1986**

- Add-on board includes 6502 and 16 KiB RAM buffer. Plugs into 6507 socket.
- Happy 1050 Enhancement compatible/near-clone
- Emulation of: IS Doubler, US Doubler, standard 1050, Archiver/810 (UltraSpeed and Archiver software compatible)
- System supports up to 16 drives
- Shipped with 2-sided disk including IS Doubler/US Doubler emulation, high speed disk copiers (standard and 130XE versions), file loader, custom disk formatter (including bad sectors), track tracer
  - Late units: Software instead built-in on ROM
- Sold separately for use with early units: ISP Gremlin Grabber
- Most units shipped with Gremlin Grammer II or Gremlin Grabber III

### **Klone, by Computer Software Services (CSS), 1986 (USA)**

- Happy 1050 Enhancement clone (REV. 1 ROM)
- Happy Warp Speed Software (pre-7.0) included

### **Klone II, by Computer Software Services (CSS), 1987 (USA)**

- Happy 1050 Enhancement clone (REV. 2 ROM)
- Happy Warp Speed Software (7.0) included

### **Copy Card 7.0, by ????, year ??? (Europe)**

- Happy 1050 Enhancement compatible/near-clone

### **Hyper Drive 1050, by HF Developments (UK)**

- Later sold by Chaos! Computers (UK), 1994
- Clone of 1050 Lazer Enhancement (Lazer Drive)
- Software (version 1): HyperDrive 1050 Enhancement software (clone of Lazer Ultraspeed 1050 Supercharger software)
- Version II software package: Hyper Fast DOS, Hyper Sector Copier, Hyper Back-Up System, US Doubler Emulation, HyperCompaction, Diagnostic Tester, Archiver/810 Emulation, Multi Drive Back-Up
- See review & ad, Page 6's New Atari User #75 pages 30-37, 39

### **US Doubler, by ICD, 1984**

- ROM replacement chip and 128 byte RAM chip; some drives require moving two jumpers also
- Adds single-sided, double density (180 KiB) operation (Percom compatible)
- "UltraSpeed" standard high speed "54K baud" via sector skewing; supporting software required for high speed (initially: ICD SpartaDOS)
- As of 1985, provided with or without the ICD SpartaDOS Construction Set

### **SuperMax, by Super Products**

- US Doubler compatible/UltraSpeed capable
- Add-on board, switch between standard and replacement drive ROM

### **IS Doubler, by Innovated Software (Robert Perry), 1985?**

- US Doubler clone

### **1050E Floppy Drive Turbo**

- US Doubler clone
- <https://lotharek.pl/productdetail.php?id=250>
- <https://retrolemon.co.uk/15-8-bit-upgrades>

### **Warp Drive, from Stocksoft (UK), 1986**

- Add-on control board replaces two chips
- Back up including most types of bad sectors
- Adds single-sided, double density (180 KiB) operation (Percom compatible)
- Shipped with public domain backup software, double density Menu Maker
- Archiver/810 compatible (Rev 2 and up)

### **Super Archiver, by Computer Software Services (CSS), 1987**

- Add-on board, known as: "Super Archiver Mod", "1050 Super Archiver Chip"
- Adds single-sided, double density (180 KiB) operation (Percom compatible)
- Archiver/810 compatible; US Doubler compatible/UltraSpeed capable
- Navigate/edit/create nonstandard format disks
- Included software: Super Archiver/Editor 3.0, Super Archiver (skew) 3.1,

### **Super Archiver Fuzzy Sector Maker, The Archiver Tracer, Super Archiver Diagnostic**

- Also sold without software (B&C ComputerVisions)
- Bit-Writer upgrade sold separately by CSS (1988):
  - Writes bits rather than sectors, for increased copy capabilities

### **Super Archiver II, by CSS, 1988**

- Enhanced density version of CSS Super Archiver
- Sold complete or as a software-only upgrade for CSS Super Archiver
- Software: Super Archiver/Editor 3.03 (enhanced density), Super Archiver Fuzzy Sector Maker (enhanced density), The Archiver Tracer, Super Archiver Diagnostic

### **BitWriter 1050 Replica, by Jurgen van Radecke (tfhh), 2016**

- Contains the Super Archiver 1050 and the BitWriter 1050 on one single PCB
- [http://www.van-radecke.de/STUFF/tfhh\\_HW\\_info.pdf](http://www.van-radecke.de/STUFF/tfhh_HW_info.pdf)

### **Reproducer, by Gardner Computing, 1984**

- Hardware + software
- Navigate/edit/create nonstandard format disks

### **Density Doubler 1050, by Duplicating Technologies (DT), 1986**

- 6502 microprocessor, 8 KiB RAM
- Adds single-sided, double density (180 KiB) operation (Percom compatible)
- "High Speed": Whole track buffering (18 sectors, single or double density)
- ICD US Doubler emulation for UltraSpeed software compatibility
- Supplied with double density DOS (MachDOS? MYDOS?)

### **1050 Duplicator, by Duplicating Technologies (DT), 1986**

- 6502 microprocessor, 8 KiB ROM, 8 KiB RAM
- Adds single-sided, double density (180 KiB) operation (Percom compatible)
  - Physically formats boot sectors on a double density disk as 128-byte sectors. (Most, if not all, other double density Atari drives physically format all sectors on double density disks as 256-byte sectors, but the drive firmware reads/writes the boot sectors as 128-byte sectors.)
- "High Speed": Whole track buffering (18 sectors, single or double density)
- "Ultra High Speed" software support:
  - Earlier versions: 52,000 baud (52,000 bit/s), but not for all 1050 drives
  - Later versions (4+?): Somewhat slower, for all 1050 drives
- US Doubler compatible/UltraSpeed capable
- Navigate/edit/create nonstandard format disks (including enhanced density)
- Supplied with double density DOS (MachDOS? MYDOS?)
- Sources: <http://www.oldcrows.net/~patchell/atari/duplicator.html>
- CheerUp Upgrade, by Happy Computers, Inc., 1987
  - Changes 1050 Duplicator to Happy 1050 Enhancement software compatible

### **1050 Turbo, by Bernhard Engl for Gerald Engl Computertechnik, 1986-1988**

- Hardware includes replacement ROM (no microprocessor; no RAM buffer)
- Adds single-sided, double density (180 KiB) operation (Percom compatible)
- "Turbodrive" standard high speed 68200 bit/s ("70000 baud") via sector skewing; high-speed supporting software NOT necessary for high speed, instead supporting software is loaded from drive ROM
- Software on ROM: Backup Machine II, Magic Formatter, Maintenance Box
- <http://www.strotmann.de/~cas/Infothek/1050Turbo/>
- Turbo 1050 Replica, by Jurgen van Radecke (tfhh), 2017
  - [http://www.van-radecke.de/STUFF/tfhh\\_HW\\_info.pdf](http://www.van-radecke.de/STUFF/tfhh_HW_info.pdf)

### **Top Drive 1050, by Ataserw (1987 or 1988)**

- 1050 Turbo clone (ROM by P.Z. Karen, brand of of LDW)
- Software: TURBO DOS ("TUR-DOS") disk or cartridge. Known versions:
  - TURBO DOS © 1989 ver 2.5 (disk?)
  - TUR DOS - © 1990 rev 4.0 (cartridge)  
wszelkie prawa JS & ATASERW Tychy
- Available upgrade project converts to Happy 1050 Enhancement compatible
  - Details here: <http://preview.tinyurl.com/npla4t6>

### **Speedy 1050 (Mini-Speedy), by Compy-Shop, 1986**

- Includes 65C02 microprocessor, 8 KiB RAM buffer, 8 KiB program ROM space
- Adds single-sided, double density (180 KiB) operation (Percom compatible)
- "Speedy" standard high speed; supporting software required for high speed
- Speedy 1050N: Internal add-on
- Speedy 1050NE: External add-on
- Speedy 1050T: Internal add-on with (external) track display
- Speedy 1050TE: External add-on with track display
  - Above models: Optional hardware switches for write-protect and fast/slow mode control
- Mini-Speedy S: Internal add-on with 8 KiB Sector Copy program in ROM
- Mini-Speedy D: Internal add-on with 8 KiB mini-Bibo-DOS in ROM
- Mini-Speedy DS: Internal add-on with both Sector Copy and mini-Bibo-DOS programs in ROM, hardware switch selectable
- Super-Speedy prototype: equivalent to Mini-Speedy DS plus track display and 192 KiB RAM buffer, requiring special software support
- System disk includes: Speedy Test, Sector Copier. Mini-Speedy system disk also includes: Speedy Backup, Speed Init, DiskMapper, HSS Copier
- Sold separately by Martin Reiterhsan Computertechnik:
  - Turbo-Speedy DC – Upgrade replaces mini-Bibo-Dos with the company's Turbo-DOS XL/XE, also new firmware; 24 KiB ROM space total
- Modern reproductions by Jurgen van Radecke (tfhh):
  - Mini-Speedy 1050 (2015), Mini-Super-Speedy 1050 (2019)
  - [http://www.van-radecke.de/STUFF/tfhh\\_HW\\_info.pdf](http://www.van-radecke.de/STUFF/tfhh_HW_info.pdf)

### **Mega Speedy (Guus Assmann & Matthias Reichl, 2014)**

- Out-of-the-box it supports the original 1050, Speedy, Super Speedy, a new Mega Speedy, 1050 Turbo and 1050 Duplicator modes.
- Hardware can also emulate Happy, US Doubler, Super Archiver, and Supermax, but you need to provide the ROMs for these upgrades yourself.
- More info: <http://www.realdos.net/MegaSpeedy.html>
- Software and firmware: <http://www.horus.com/~hias/megaspeedy/>
- Documentation: <http://www.realdos.net/MegaDocs.html>

### **Tygrys 1050, by Marek Bojarski of Navitron (1988)**

- Version 1.0: US Doubler clone?
- Version 2.0: US Doubler and 1050 Turbo compatibility?

### **TOMS Multi Drive 1050 (1990)**

- Adds single-sided, double density (180 KiB) operation (Percom compatible)
- Adds SS-DD "IBM format": 40 tracks, 9 sectors of 512 bytes = 180 KiB
- Compatibilities: Happy 1050 Enhancement, 1050 Turbo, 1050 Duplicator
- Software: TOMS Copier, Track Master, Tracer, Get Track, Weak Writer, Bad Formatter, Track Writer, IBM DOS, IBM 360, Turbo Drive Kopier

**Protector, by Computer Software Services (CSS), for 810/1050/Indus GT, 1983**

- Includes hardware and software
- Bad sector generator; also move/rearrange data, scramble directories

**Silencer, by CSS, for 810/1050, 1984**

- Eliminates loud drive sounds when reading bad sectors
- Write to both sides of any disk without notching disks

**Over-Write [1050 version], by Computer Support, 1985**

- Write to side 2 of any disk without notching out a hole in the disk

**Bad Sector, by Computer Support, 1985**

- Write bad sectors to any diskette; can backup some protected disks

**Write-Right or Wright-Right, by Duplicating Technologies, 1986**

- Write to side 2 of any disk without notching out a hole in the disk

**Electronic Phantom Sector Maker, by CSS, 1987 (Antic 9/87p28)**

- Installs into any drive, no other modification needed
  - Can be combined with other upgrades including Happy 1050 Enhancement, Archiver, and Duplicator
- Make fuzzy/phantom sectors or fuzz portions of sectors
- Find/Display valid data, CRC errors and phantom sectors
- Deluxe version: Allows you to switch between CRC and phantom sectors without having to readjust hardware module each time

**IC1050 Controller, by Innovative Concepts, 1989**

- 3-position switch for write protect mode:
  - 1) As normal
  - 2) Do not write
  - 3) Will write to any disk
- Two-color LED for write-protect status

### 3.2.3) What is the Atari XF551 Floppy Disk Drive?

The Atari XF551 Floppy Disk Drive was introduced in June 1987 as a replacement for the 1050 Floppy Disk Drive. The XF551 is fully backward compatible with the 1050, with the addition of two new modes of operation: a true "double density" mode offering 180 KiB of data storage per (single-sided) diskette (fully compatible with 3<sup>rd</sup> party double density drives for the Atari), and a "double-sided double density" mode offering 360 KiB of data storage per (2-sided) diskette.

Unlike the 810 or 1050, the XF551 drive has two drive heads, so it can read/write to both sides of a 2-sided floppy disk (in double-sided double density 360 KiB disk mode). The 360 KiB mode of the XF551 writes "backwards" to the second side of the disk in comparison to the way



data would be stored on the reverse side of a disk, inserted into the drive upside-down, in single-sided double density 180 KiB mode.

When working with double-sided double density 360 KiB disks, the XF551 is also capable of communicating with the computer at about twice data rate of the earlier Atari 1050 or 810 drives. This XF551 high speed mode is supported by: DOS XE, SpartaDOS X, XDOS, MyPicoDos, Micro-SpartaDOS, SuperDOS, Turbo-DOS, BW-DOS. A patch was also developed for SpartaDOS 3.2d.

Connectivity: 2 Atari SIO ports for direct connection to Atari computers

- Shipped with SIO cable CA014122 (3-foot; 91.5 cm)

The front of the XF551 features a "Disk busy" indicator light. (Notably, there is no power indicator light on the XF551.) The rear of the unit includes a power on/off switch, a Power jack, two SIO ("Peripheral") ports, and Drive Select DIP switches:

Left	Right	
Down	Down	<b>Drive 1</b>
Down	Up	<b>Drive 2</b>
Up	Down	<b>Drive 3</b>
Up	Up	<b>Drive 4</b>

#### More features/specifications of the XF551 Floppy Disk Drive:

- Microcontroller. One of:
  - Intel 8040 @ 8.3333 MHz, CB101393
  - Intel 8050 @ 8.3333 MHz, C070235
    - The 8050 has provision for 4 KiB on-board ROM.  
(Early Atari and media reports incorrectly indicated a 6507 microprocessor.)  
(The DOS XE: XF551 manual incorrectly indicates 18.3333 MHz.)
- 4 KiB ROM firmware
  - Contained within the 8050 of some units, while other units with the 8050 and all units with the 8040 use ROM located on a separate chip.
- Western Digital WD1772 Floppy Disk Controller (FDC) C026028
  - Late production units substituted: Western Digital WD1770
- SIO Data rate
  - (normal): 19,040 bit/s (NTSC), 18,688 bit/s (PAL)
  - (high speed): 38,908 bit/s (NTSC), 38,553 bit/s (PAL)
  - High speed available in DS/DD 360 KiB mode operation only
- Rotation rate: 300 RPM
- Media used is the same as for the Atari 810
- The XF551 has been known to be more likely to destroy fragile, poor-quality diskettes in attempt to read them than other disk drives for the Atari. This is suggested to be a consequence of the XF551 drive heads pressing against the disk media with slightly more force compared to other drives.

Operating modes	Single	Dual	Double	Double
Encoding Method	FM	MFM	MFM	MFM
Number of sides	1	1	1	2
Total tracks	40	40	40	80
Sectors per track	18	26	18	18
Bytes per sector <sup>(1)</sup>	128	128	256	256
Total Bytes <sup>(1)</sup>	92,160	133,120	184,320	368,640

(1) Total capacity

The XF551 drive features a horizontal slot with latch bar door mechanism. To complete the insertion of a disk, turn the latch bar clockwise ninety degrees. To release the disk, turn the latch counterclockwise.

XF551 drives were manufactured for Atari in two versions, both made in Japan.

### XF551, Mitsumi version (most units)

- Earlier production; common in North America and Europe.
- Disk Busy light is rectangular, green, and is located below the "straight" drive latch
- See: [http://farm5.static.flickr.com/4052/4669794021\\_de721aa12d\\_b.jpg](http://farm5.static.flickr.com/4052/4669794021_de721aa12d_b.jpg)
- When the drive latch is opened, an inserted disk stays in place until removed manually.
- Inserting a disk does not cause any drive activity.
- Like the Atari 810 and 1050, the Mitsumi XF551 ignores the disk's index hole/timing hole when reading/writing, so the Mitsumi XF551 CAN read from, and write to, the reverse side of a disk in single-sided (90 KiB, 130 KiB, or 180 KiB) mode if the disk is inserted into the drive upside-down ("flippy" disk with second index hole/timing hole not needed).

### XF551, Chinon version (uncommon/rare late production units)

- Chinon FZ-502 mechanism
- Disk Busy light is round, red, and is located directly to the left of the "non-straight" drive-latch. [http://www.atarimax.com/jindroush.atari.org/data/hardpics/xf551\\_f.jpg](http://www.atarimax.com/jindroush.atari.org/data/hardpics/xf551_f.jpg)
- Opening the drive latch causes an inserted disk to be ejected.
- When a disk is inserted, the drive motor briefly spins and the Disk Busy light flashes accordingly.
- Unlike the Atari 810 and 1050, the Chinon XF551 utilizes the disk's index hole/timing hole when reading/writing, so the Chinon XF551 CANNOT read from, nor write to, the reverse side of a disk in single-sided (90 KiB, 130 KiB, or 180 KiB) mode if the disk is inserted into the drive upside-down (unless the disk is a "flippy" disk with a second index hole/timing hole corresponding to the reverse side).

Unlike the Atari 810 and 1050, the XF551 (both Mitsumi and Chinon) utilizes the disk's index hole/timing hole when formatting the disk. As a result, the XF551 CANNOT format the reverse side of a disk in single-sided (90 KiB, 130 KiB, or 180 KiB) mode if the disk is inserted into the drive upside-down (unless the disk is a "flippy" disk with a second index hole/timing hole corresponding to the reverse side).

The XF551 Floppy Disk Drive is used with an external 9 volt AC transformer power supply rated for at least 50 watts; Atari CA017964 or equivalent.

The XF551 shipped with DOS 2.5 (1987-1988) or DOS XE (from 1989).

#### **Manuals:**

- Atari DOS 2.5: XF551 Disk Drive Owner's Manual C033537
- Atari DOS XE: XF551 Disk Drive Owner's Manual C300557

The key engineer/designer of the XF551 was Jose A. Valdes at Atari.

### **Third-party upgrades for the XF551**

#### **XF35 Kit, by Innovative Concepts, 1988-11-11**

- Developed by Bob Woolley
- A standard 3.5" 720 KiB drive mechanism (not included with Kit) may replace the 5.25" drive of the XF551, or it may be added to the drive making it possible to select one or the other using a toggle switch.
- Dual drive option requires several additional parts, not included with Kit
- Kit also includes replacement drive ROM: (thanks Bob Woolley for details)
  - Changes the number of tracks to 80,
  - Tweaks the track seek timing to match a typical 3.5,
  - Adds (or deletes) spin-up delay that improves write reliability, and
  - Provides for density retry.
- XF551 high speed remains available

#### **XF Single Drive Upgrade, by Computer Software Services (CSS), 1991**

- Replace the 5.25" drive mechanism with a 3.5" drive mechanism
  - US Doubler compatible/UltraSpeed capable
  - Can read:
    - 3.5" SS-DD MS-DOS format 360 KiB floppy disks
    - 3.5" DS-DD MS-DOS format 720 KiB floppy disks
    - Shipped with IBM/ST Transfer Utility disk, containing IBMREAD.COM
- <http://www.nleaudio.com/css/products/XFsingdrup.htm>

#### **XF Dual Drive Upgrade, by Computer Software Services (CSS), 1991**

- Same as XF Single Drive Upgrade, except keep using the XF551 5.25" drive as well. Result is two disk drives; the new 3.5" drive assumes the next drive number higher than the 5.25" drive.
- <http://www.nleaudio.com/css/products/XFdualdrup.htm>

### **XF551 Enhancer**

- By Computer Software Services (CSS)
- Provides a switch that allows the XF551 to read/write/format, in single-sided mode, the back side of a disk that has only one index hole/timing hole corresponding to the front side of the disk.
- No need for the disk to have a second write protect hole.
- A write protect disable is built in.
- 60 Hz version for North America or 50 Hz version for Europe

<http://www.nleaudio.com/css/products/XF551enh.htm>

### **XF Update**

- By Computer Software Services (CSS), 1992
- Replacement drive operating system (ROM)
- "Runs more commercial software"
- Changes density properly
- US Doubler compatible/UltraSpeed capable
- Improved/optimized interleave in high speed formats
- Can read:
  - 5.25" SS-DD MS-DOS format 180 KiB floppy disks
  - 5.25" DS-DD MS-DOS format 360 KiB floppy disks
  - Shipped with IBM/ST Transfer Utility disk, containing IBMREAD.COM

<http://www.nleaudio.com/css/products/XFupdate.htm>

### **XF Speedy**

- © 1994 Klaus Peters Elektronik + Software
- Converts drive to a Speedy 1050 clone with a DSDD 360 KiB mode
- Replaces the 8040 microcontroller with: a 65C02 microprocessor, ROM, Memory

### **Hyper-XF (or HyperXF)**

- © 1998 Stefan Dorndorf
- Replacement drive operating system (ROM)
- Hyper-XF 1.0A is for original XF551 with 5.25" drive
- Hyper-XF 1.0B is for the XF551 with replacement 3.5" drive installed
- US Doubler compatible/UltraSpeed capable
- "Hyper Speed" is an UltraSpeed support routine in ROM
  - Allows the drive to support UltraSpeed using DOS versions that otherwise lack such support
- XF551 standard high speed is removed
- Can use disk partitions (2 on 5.25", 4 partitions on 3.5") with mixed Densities (S/E/D) or standard 360 KiB (5.25") / 720 KiB (3.5")
- Can theoretically read/write ST/PC 720 KiB disks (software is missing!)
- Improved double density detection

<http://atariage.com/forums/topic/84017-xf551/#entry1023935> (XFT00LS.ZIP)

## Reimaged XF551 Floppy Disk Drive Controller

- By Bits of the Past (Dropcheck / Lenore Underwood), 2014
- With Modern Power Supply or with Original Power Supply  
<http://www.bitsofthepast.com/>

## 3.2.4) What were the Atari 815, XF521, and XF351 Floppy Disk Drives?

Introduced in June 1980, the **Atari 815 Dual Floppy Disk Drive** featured two single-sided, double density (MFM encoding) disk drives.

- The 815 operated in double density mode only
- Total storage capacity per diskette:  
$$\begin{array}{rcl} 40 \text{ tracks} & \times & 18 \text{ sectors/track} & = & 720 \text{ sectors/disk} \\ 720 \text{ sectors} & \times & 256 \text{ bytes/sector} & = & 184,320 \text{ bytes/disk (180 KiB)} \end{array}$$
- Sectors 1-3 were treated as single density sectors (128 bytes/sector) by the drive's firmware (maintaining compatibility with the disk boot functionality of the Atari OS). All released double density disk drives for the Atari follow this convention as established by the unreleased 815.
- Diskettes created by or for the 815 used data bits encoded binary inverted relative to disks created by or for every other single-sided double density Atari compatible disk drive. For this reason, disks used with the 815 can only be used with the 815, and disks used with other single-sided double density Atari disk drives cannot be used with the 815.
- Internals:
  - 6507 microprocessor (MOS Technology MCS6507 or equivalent) @ 2 MHz, C016145
  - 3 x 6532 PIA (MOS Technology 6532 RAM-I/O-Timer (RIOT) or equivalent) @ 2 MHz, C016150
  - MC68B52P Synchronous Serial Data Adapter (MC6852 SSDA) @ 2 MHz, C016531
  - 4 KiB ROM firmware
- Notably, the 815 did not use a standard floppy drive controller (FDC) chip.
- While most 815 sample drives utilized the same Tandon drive mechanism found in late-production Atari 810 drives, there were also 815 sample drives built that used the MPI drive mechanism found in earlier 810 drives (including all 810 drives manufactured while the 815 was under development).
- The 815 Dual Floppy Disk Drive had a built-in power supply (plugs directly into the wall, 120V AC).
- Manual: Atari 815 Operator's Manual C016377.
- The 815 was to ship with the 815 Master Diskette CX8201 (boxed; DOS II version 2.0D or DOS 2.0D).
- Atari continued to promote the 815 through the summer of 1981 (see Company Store price list for 8-24-81 for a late reference); it was dropped from the product line by October 1981. Prototype units exist (according to Atarimuseum.com: 60 units were produced), but the 815 never shipped.
- <http://www.atarimuseum.com/computers/8BITS/400800/815/815.html>

Previewed in January 1985, the **Atari XF521 Floppy Disk Drive** was to be a 5.25", 130 KiB, XE-styled, feature-equivalent, and gradual replacement for the Atari 1050. The XF521 never shipped, and no more than a handful of prototype units may exist.

Pictures:

<http://www.atari-computermuseum.de/pics/zubehoer/xe/xf521.jpeg>

[http://www.rhod.fr/ataripics/Xf521\\_xegs.jpg](http://www.rhod.fr/ataripics/Xf521_xegs.jpg)

The **Atari XF351 Floppy Disk Drive** was previewed several times from March 1986 through January 1987. With ADOS (would ship as: DOS XE), the 3.5", single-sided double density XF351 was reported to provide 325 KiB (6/1986 report) or 320 KiB (9/1986 report) of storage (formatted) per disk. The XF351 never shipped, and no more than a handful of prototype units exist.

Picture: <http://www.atari-computermuseum.de/pics/zubehoer/xe/xf351.jpg>

Discussion: <http://atariage.com/forums/topic/231674-xf351-for-sale-on-ebay/>

### 3.2.5) What other floppy disk drives were designed for my Atari?

Major contributors to this section: Glenn M. Saunders, Tomasz M. Tatar, James Bradford, Konrad M. Kokoszkiewicz, Don Schoengarth, Andreas Koch, TXG/MNX

This section attempts to comprehensively list released 3<sup>rd</sup> party floppy disk drives designed for use with the Atari. These attach to the computer via SIO and generally include two Atari SIO ports, unless stated otherwise. Top transfer rate is 19.2 kbit/s unless stated otherwise. Media requirements, unless stated otherwise, are the same as for the Atari 810.

#### Legend

**SD Single Density**, 5.25" floppy disks, 90 KiB/side, 810 compatible

**ED Enhanced Density**, 5.25" floppy disks, 130 KiB/side, 1050 compatible

**DD Double Density**, 5.25" floppy disks, 180 KiB/side, Percom compatible

#### Legend

##### **SS Single-Sided**

Drive has only one drive head, so it can only read/write to one side of the disk. The reverse side of a disk may or may not be used by inserting the disk upside-down, depending on whether the drive uses or ignores the index hole/timing hole, and whether the disk is a (rare) "flippy" disk with two index holes/timing holes.

##### **DS Double-Sided**

Drive has two drive heads, so it can read/write to both sides of the disk.

Double-Sided drives for the Atari may use one of three different drive-mapping possibilities: (The following information is mostly taken from the documentation for HiassofT's WriteAtr program, <http://www.horus.com/~hias/atari/>)

- Most double-sided Atari disk drives: First fill tracks 0-39 (or 0-79) on the first side, then switch over to side 2 and again fill tracks 0-39 (0-79 for 3.5" disks).
- The XF551 first fills track 0 on the first side. Then it fills track 1, then track 2, ... up to track 39 (on a 5.25" disk) or 79 (on a 3.5" disk). Then it switches to side 2 and fills the disk in reverse order (starting at track 39/79, then 38/78, ... until it has reached the end of the disk at track 0).
- The third possibility is the standard in the PC world, but on the Atari it's possibly unique to drives connected via the Karin Maxi interface.  
If your Atari disk drive uses this mapping, it first fills track 0 on side 1, then track 0 on side 2, then seeks to track 1, again first fills track 1 / side 1, then track 1 / side 2, and so on, until it finishes with track 39 (79) / side 2.  
The drive switches the heads (sides) first before switching the track.
- The TRAK AT-D4 (uniquely?) functions as two logical drives, where the second "drive" (side) is read/written in reverse order.

### **Amdek AMDC-II**

SS SD/ED/DD dual drives. Media is 3-inch (3.0") Compact Floppy (CF) standard, 180 KiB/side. Early units shipped with DD DOS Disk Builder to build DOS 2.1A (double density support) from a copy of Atari DOS 2.0S; later/most units shipped with DOS XL

### **SN-360**

DS SD/ED/DD. 8051 processor, WD2797 controller by Atari Studio AS (later, Mirage)

### **Astra 1620**

SS SD/DD dual drives. Shipped with OS/A+ Version 2 or DOS XL

### **Astra 2001**

SS SD/DD dual drives. Replaced the Astra 1620. Shipped with SmartDOS.

### **Astra "Big D"**

DS SD/DD dual drives. Shipped with MYDOS 3.016 (earlier units) or Top-DOS 1.5 (later units).

### **Astra The "One"**

DS SD/DD. Shipped with Top-DOS 1.5.

### **Astra 1001**

SS SD/DD. Shipped with SmartDOS.

## **B&C 810**

SS SD (B&C ComputerVisions house version of Atari 810)

## **California Access CA-2001 by LDW, 1988 replacement for LDW Super 2000 (Poland)**

SS SD/ED/DD, Indus GT compatible/Synchromesh capable, Sold with DOS XL 2.35I1 (manual: "DOS XL 2.35L")

Upgrades:

- TOMS Turbo Drive LDW (1989)
  - SS DD IBM: 40 tracks \* 9 sectors \* 512 bytes = 180 KiB
  - Supports 512-byte sectors via Percom standard
  - 1050 Turbo compatible/Turbodrive capable
  - Synchromesh support removed
  - Software: Turbo Kopier, Track Copier, Chaos Initializer, IBM DOS, IBM 360
- TOMS Multi Drive LDW (1990)
  - Same as TOMS Turbo Drive LDW but also Happy Enhancement compatible/Warp Speed capable, and 1050 Duplicator compatible, and with more software: Track Master, Tracer, Index Formatter, Get Track, Index Get Track, Bad Formatter, Weak Writer, Put Track, Hex Editor
- Atares Flash system (1991)
  - SS DD IBM: 40 tracks \* 9 sectors \* 512 bytes = 180 KiB
  - Unique: 40 tracks \* 6 sectors \* 1024 bytes = 240 KiB
  - "Flash Turbo" high speed 127 kbit/s
  - Supplied with FlashDOS
- SRAMCharger by trub, <http://trub.atari8.info/>
- SRAM Charger by Jurgen van Radecke (tfhh), 2018  
[http://www.van-radecke.de/STUFF/tfhh\\_HW\\_info.pdf](http://www.van-radecke.de/STUFF/tfhh_HW_info.pdf)

## **Concorde C-221M**

SS SD/DD; single SIO port - must be at end of SIO chain; shipped with DOS XL; see Analog #23 p12.

Rare pics: <https://preview.tinyurl.com/y7uogwos>

## **Concorde C-222M**

DS SD/DD see Analog #23 p12, released?

## **Flop VD 40 F**

Same as Viatronic VD 40 described below but with standard Atari SIO ports.

<http://preview.tinyurl.com/m3mhqp3>

## **Floppy 2000 by Klaus Peters Elektronik & Software**

DS SD/ED/DD Speedy 1050 clone with a DSDD 360 KiB mode, Copy 2000 program in ROM



## Indus GT

by Indus Systems, Inc., 1983-1986

by Future Systems, Inc., 1986-1987

SS SD/ED/DD, Z-80A microprocessor, early units shipped with OSS DOS XL 2.20 or 2.30, most units shipped with Synchronesh (DOS XL 2.3511 implementing 38,400 bit/s).

Except early units, shipped with "GT DrivingSystem":

- GT Estate Wordprocessor, © 1983 Elcomp Publishing. Author: H. C. Wagner for IJG, Inc.
- GT Albert E. Spreadsheet by SIM Computer Products Inc. © 1982-1983 by David H. Hewit
- GT Data Manager, © 1984 Vervan Software. Authors: Carl M. Evans and Richard M. Leonard

1986-1987 units (from Future Systems) shipped with Synchronesh II (DOS XL 2.3512 implementing 68200 bit/s) and the "GT DrivingSystem" and also:

- GT Speller for GT Estate Word Processor
- RAM130 RAM drive for 130XE banked memory
- INITSYNC.COM - enables Synchronesh during boot up

Upgrades released by Future Systems in 1986:

- RAM Charger: 64 KiB RAM + Synchronesh II + one of:
  - CP/M 2.2 (including CP/M BIOS) + CP/M Terminal, OR
  - CP/M BIOS (without CP/M 2.2) + CP/M Terminal
- Synchronesh II (for earlier Indus GT customers)

Third-party upgrades:

- CSS Protector: Bad sector generator
- SRAMCharger by trub, <http://trub.atari8.info/>
- SRAM Charger by Jurgen van Radecke (tfhh), 2018  
[http://www.van-radecke.de/STUFF/tfhh\\_HW\\_info.pdf](http://www.van-radecke.de/STUFF/tfhh_HW_info.pdf)

## LDW Super 2000

by Logical Design Works, Inc., shipped 12/1987 (Poland)

SS SD/ED/DD, replaced with CA-2001 in 1988

Indus GT compatible/Synchronesh capable.

Sold with DOS XL 3.2511 (manual: "DOS XL 2.35L")

Upgrades:

- TOMS Turbo Drive LDW (or just "TOMS Turbo Drive"), described at CA-2001 above
- TOMS Multi Drive LDW, described at CA-2001 above
- Atares Flash system (1991) described at CA-2001 above
- SRAMCharger by trub, <http://trub.atari8.info/>
- SRAM Charger by Jurgen van Radecke (tfhh), 2018  
[http://www.van-radecke.de/STUFF/tfhh\\_HW\\_info.pdf](http://www.van-radecke.de/STUFF/tfhh_HW_info.pdf)

### **Micro MainFrame MF-1681**

SS SD/DD, hard/software selectable SD/DD operation, high speed backup & data transfer, Z-80 microprocessor with 16 KiB RAM, hard disk interfacing firmware.

Shipped with MMF's Maxi-Dos A (Atari DOS 2.0S modified)

- MF-1682 is MF-1681 + internal add-on 5.25" drive
- MF-EB1 expansion box: 64 KiB RAM for CP/M or OASIS

### **Percom RFD-40S1**

SS SD/DD, introduced March 1982; first 810 alternative.

Early units shipped with "BLD" utility to build Percom DOS 2.0P (double density support) from a copy of Atari DOS 2.0S; later/most units shipped with OS/A+ Version 4.

Later units marked: RFD40-S1. Review: InfoWorld 26-Jul-1982

### **Percom RFD-44S1**

DS SD/DD, introduced March 1982.

Early units shipped with "BLD" utility to build Percom DOS 2.0P (double density support) from a copy of Atari DOS 2.0S; later/most units shipped with OS/A+ Version 4.

### **Percom RFD-40S2**

SS SD/DD dual drives (1983) shipped with OS/A+ Version 4.

Later units marked: RFD40-S2 (Antic vol. 2 no. 1 review, Apr-1983)

### **Percom RFD 44-S2**

DS SD/DD dual drives (1983) shipped with OS/A+ Version 4.

### **Percom AT88-S1**

SS SD, shipped with OS/A+ Version 2. (IW 11/29/82)

Widely known as: AT-88 (see also Antic vol. 2 no. 8 review)

Upgrade: Percom Doubler (double density) for the AT-88

- Percom Doubler supplied with OS/A+ Version 4

### **Percom AT88-S2**

SS SD dual drives, shipped with OS/A+ Version 2.

### **Percom AT88-S1PD**

SS SD/DD, shipped with OS/A+ Version 4 (fall 1983).

Full-height drive mechanism (like earlier Percom drives)

### **Percom AT88-SPD**

SS SD/DD (1984) same as AT88-S1PD but with half-height drives (which were sporadically used in earlier Percom drives as well)

### **Rana 1000**

SS SD/DD, standalone disk formatting, shipped with SmartDOS

### **RCP 810**

SS SD (Computer Palace house version of Atari 810)

### **SBG D.8002 HS**

DS SD/ED/DD ICD US Doubler compatible/UltraSpeed capable. See: [http://atariki.krap.pl/index.php/D.8002\\_HS](http://atariki.krap.pl/index.php/D.8002_HS)

### **Special Edition**

SS SD (San Jose Computer house version of Atari 810)

### **Spider**

SS SD/ED/DD. XF551 clone, 70 units made. See: <http://www.atariage.com/forums/index.php?showtopic=99716>

### **TOMS 720**

DS SD/ED/DD/QD/iD/ID/CD. 1991.

DS-DD 360 KiB format is XF551 compatible.

Unique formats:

DS-QD	2x80	tracks of	18	sectors of	256	bytes =	720 KiB
SS-iD IBM	40	tracks of	9	sectors of	512	bytes =	180 KiB
DS-ID IBM	2x40	tracks of	9	sectors of	512	bytes =	360 KiB
DS-CD ST	2x80	tracks of	9	sectors of	512	bytes =	720 KiB

Supports 512-byte sectors via Percom standard

Intel 8085 microprocessor, US Doubler compatible/UltraSpeed capable, 1050 Turbo compatible/TurboDrive capable; MYDOS 4.50, IBMST (for IBM/ST formats) and other utilities on ROM; 800.com supplied on disk for PC (for accessing ST format 720 KiB disks with 1,200 KiB HD drive)

### **TOMS 720C**

Same as TOMS 720 but with printer port

### **TOMS 720CR**

Same as TOMS 720 but with printer port and RS-232 port

### **TOMS 710**

DS SD/ED/DD/QD. 1994.

DS-DD 360 KiB format is XF551 compatible.

Other format: DS-QD 2x80 tracks of 18 sectors of 256 bytes = 720 KiB

8080 microprocessor, US Doubler compatible/UltraSpeed capable, 1050 Turbo compatible/TurboDrive capable; TOMS Navigator and other utilities on ROM

### **TOMS 360**

DS SD/ED/DD/iD/ID. 1996.

DS-DD 360 KiB format is XF551 compatible.

Unique formats:

- SS-iD IBM - 40 tracks of 9 sectors of 512 bytes = 180 KiB
- DS-ID IBM - 2x40 tracks of 9 sectors of 512 bytes = 360 KiB

Supports 512-byte sectors via Percom standard

US Doubler compatible/UltraSpeed capable, 1050 Turbo compatible/TurboDrive capable; TOMS Navigator and other utilities on ROM

### **Trak AT-1**

SS SD/DD, shipped with "DDINIT" utility to modify Atari DOS 2.0S for double density.

### **Trak AT-D1**

SS SD. Upgrade: Double density.

### **Trak AT-D2**

SS SD/DD, shipped with "DDINIT" utility to modify Atari DOS 2.0S for double density.

### **Trak AT-D4**

DS SD/DD, shipped with "DDINIT" utility to modify Atari DOS 2.0S for double density. Double-sided operation: side 1 is accessed as D1: and side 2 is accessed as D2:.

### **Viatronic VD 40**

DS SS/ED/DD XF551 compatible including high speed, 8085 microprocessor, 8 KiB RAM, 8 KiB ROM, 300 RPM, WD2797A-PL controller, two ports with SIO signals require adapters to SIO.

<http://preview.tinyurl.com/m7sfjwr>

### **XFD601 (Jacek Zuk)**

DS SD/ED/DD, US Doubler compatible / UltraSpeed capable, Indus GT compatible / Synchronmesh capable, 1050 Turbo compatible / TurboDrive capable, disk rotation = 360 RPM

<http://atariki.krap.pl/index.php/XFD601>

## XFD602 (Jacek Zuk)

DS SD/ED/DD dual drives, each same as XFD601

<http://atariki.krap.pl/index.php/XFD602>

### 3.2.6) What is the Percom configuration block?

Sources:

- MYDOS 4.3A User Guide, page 28
- Compute! magazine #65, October 1985, page 110-111,  
[http://www.atarimagazines.com/compute/issue65/insight\\_atari.php](http://www.atarimagazines.com/compute/issue65/insight_atari.php)

Percom and Percom compatible disk drives for the Atari computer maintain, in memory within the drive, information about the drive's current configuration, and the drive can provide that information to the Atari computer on demand. The drive may also allow for the computer to dynamically change one or more configurable options.

The configuration information consists of a block of 12 bytes. A drive's configuration block may be read by passing "N" (\$4E) to it as an SIO command. A new configuration block may be written to a drive with an "O" (\$4F) SIO command. The "N" and "O" commands closely parallel the "R" and "W" sector input/output commands, except the data length is always 12 bytes, and no sector number is needed. The 12 bytes were defined by Percom as follows:

Byte	Bit	Description
0		Tracks per side (40 for a standard disk drive)
1		Disk Drive Step Rate (as defined by Western Digital)
2		Sectors/Track – high byte (usually 0)
3		Sectors/Track – low byte (18 for standard diskettes)
4		Side Code (0=single-sided, 1=double-sided)
5		Disk Type Code
	2	0=single density (FM), 1=double density (MFM)
	1	0=5.25" diskette, 1=8" diskette drive
6		High byte of Bytes/Sector (0 for Atari 810 compatible)
7		Low byte of Bytes/Sector (128 for Atari 810)
8		Translation control
	7	1=40 track disk I/O on a 80 track drive
	6	Always 1 (to indicate drive present)
	1	1=Handle sectors 1, 2, and 3 as full size sectors
	0	1=Sectors number 0-17 (for example) not 1-18
9-11		Reserved

The Percom configuration block standard had the particular importance of allowing for Atari disk drives capable of either single or double density operations, and thus for Atari users with Percom compatible drives to use single or double density disks with those drives interchangeably.

The extent of support for the full standard varies widely among disk drives designed for the Atari. Atari's own 810 and 1050 drives do not support the configuration block at all, while the Atari XF551 and most 3<sup>rd</sup> party drives for the Atari support at least portions of the Percom standard. For example, the Indus GT supports bytes 5-7 only.

### 3.2.7) Can I use an industry standard floppy disk drive?

The standard interface between 8" floppy disk drive (FDD) and controller was established in 1976 by Shugart Associates for their SA800/801 Diskette Storage Drive. The interface uses a 50-conductor ribbon cable, normally with 50 pin PCB edge connectors. (The earlier SA900/SA901 8" drives used 44 conductor cables and 44 pin edge connectors.)

The standard interfaces between 5.25" or 3.5" floppy disk drive (FDD) and controller was established in 1976 by Shugart Associates for their SA400 Minifloppy Diskette Storage Drive (5.25"). The interface uses a 34-conductor ribbon cable, with 34 pin PCB edge connectors (5.25" drive convention) or 34 pin header (2x17) connectors (3.5" drive convention).

This section should list all devices for the Atari computer that provide a standard FDD interface for the system, allowing the addition of one or more standard 8", 5.25" or 3.5" floppy disk drives.

Unless stated otherwise, these FDD interfaces support single or double density drives, but not high density 1,440 KiB 3.5" or 1,200 KiB 5.25" drives.

#### Atari disk drives that also add a standard FDD interface

**Amdek: AMDC-II** (34 pin header)

**Concorde C-221M** (34 pin PCB edge)

Matching add-on drives:

- Concorde C-221S (single-sided; released?)
- Concorde C-222S (double-sided; released?)

**Micro MainFrame MF-1681** (34 pin PCB edge)

**Percom: RFD-40S1, RFD-44S1**, (34 pin header)

**RFD-40S2 (early units)**

**RFD40-S2 (later units), RFD 44-S2**, (34 pin PCB edge)

**AT88-S1, AT88-S2,**

**AT88-S1PD, AT88-S2PD, AT88-SPD**

Matching add-on drives:

- Percom RFD40-A1, AT88-A1 (both single-sided)
- AT88-A1 (single-sided) (34 pin PCB edge)

**Trak: AT-1, AT-D1, AT-D2, AT-D4** (34 pin PCB edge)

Matching add-on drive:

- Trak AT-S1 (single-sided)

## Other Atari FDD Interfaces

### **Microlink Floppy Disk System / Easy Eight (1982), by California Microlink Corporation (CMC)**

- Designers: Atari engineers Dave Shepperd & Mike Albaugh
- Floppy disk drive controller with two 50 pin PCB edge connectors for standard 8" floppy disk drives
- 2 Atari SIO ports for direct connection to Atari computers
- 512 KiB of storage per disk
- See: Atari Special Editions Winter 1982 page 27, Summer/Fall 1982 page 38
- <http://www.atarimuseum.com/computers/8BITS/3rdparty/Storage/CMC/index.htm>
- Prototypes only?

### **L.E. Systems disk drive (1982)**

- Developer: two partners, including David Small
- Originally: "Leading Edge Systems"
- Device is a personality board (oversized) for the 800
- Board provides two 34 pin connectors for 5.25" floppy disk drives
- Each connector supports one master and up to three slave drives, for a total system potential of 8 disk drives.
- Drives may be single or double density
- High speed disk duplication: 17-22 seconds per diskette, up to 7 copies at a time (8 drive system)
- Duplicate Atari disks including non-standard formats and copy protection
- Can create disks with copy protection. Supports: Bad sectoring, custom track layout, deleted sector marks, complete track dumps
- Originally marketed as an 8 drive system (LEFDC-08) or a 4 drive system (LEFDC-04), later a 2 drive system (LEFDC-02) and a single drive system were offered as well. Sold with Tandon disk drives.
- Ads: Antic vol. 1 no. 3 Aug-1982 page 43 and vol. 1 no. 5 Dec-Jan1983 page 94

### **ATR8000, by Software Publishers / SWP Microcomputer Products (1982-1986)**

- 16 KiB or 64 KiB RAM versions
  - 16 KiB units upgradeable to 64 KiB RAM
  - 64 KiB units supplied with CP/M 2.2 (5.25" disk or 8" disk)
- Connects to the Atari via SIO (includes 2<sup>nd</sup> SIO port)
- 4 MHz Z-80A microprocessor
- RS-232 port (26 pin PCB edge) for modem or serial printer (or standard RS-232 terminal in place of an Atari computer)
  - Does not use standard Atari 850 R: device handlers
- Drive connector: 34 pin PCB edge
  - Attach up to 4 standard floppy disk drives, any combination of:
    - 5.25" or 8";
    - single, double or quad density;
    - single or double-sided
- Unit RAM can be used as a disk buffer
  - 16 KiB version: Double density CP/M 2.2 available with 64 KiB Upgrade
- Sold separately by SWP for 64 KiB units only:

- CP/M 2.2 (double density) with ATR8000 CP/M Supplement (5.25" or 8" disk versions; 5.25" version supplied with 64 KiB units)
  - Supplied with Auto-Term terminal emulator for the Atari (80 column display supported via 40 column movable window)
  - Some units also supplied with the autobit3 version of Auto-Term for the Bit 3 Full-View 80
- CO-POWER-88 (internal upgrade): 5.33 MHz 8088 microprocessor, 128 KiB or 256 KiB, and 5.25" or 8" disks:
  - 1984-1985 units supplied with MS-DOS 2.11 and RAM drive software utility for CP/M
  - 1985- units supplied with the SWP PC-DOS Utility Disk (DOS format) and PC-DOS Load Files and RAMDISK Software Disk (SS CP/M format). (PC-DOS 2.1 system disk to be supplied by the user.)
- CO-POWER-Plus (internal upgrade): 5.33 MHz 8088 microprocessor, 256 KiB (expandable in increments of 256 KiB to 1 MiB) or 1 MiB, and 5.25" or 8" disks:
  - 1984-1985 units supplied with MS-DOS 2.11 and RAM drive software utility for CP/M
  - 1985- units supplied with the SWP PC-DOS Utility Disk (DOS format) and PC-DOS Load Files and RAMDISK Software Disk (SS CP/M format). (PC-DOS 2.1 system disk to be supplied by the user.)
- CP/M-86 (5.25" or 8" disks) for CO-POWER-88 or CO-POWER-Plus
- Sold separately by SWP:
  - OSS OS/A+ Version 4 (1982-1983) or MYDOS 3.0x/3.1x (1983-1986) (5.25" or 8" disk)
  - Autoterm80 (80 column version of Auto-Term for any Atari with high resolution monitor)

### **HDI High-density Disk Interface, by Erhard Puetz (1990/1991?)**

- A printed circuit board, includes 65C02 microprocessor and WD37C65C controller
- Connect up to 4 standard PC floppy drives
- Drive types: 5.25" 360 KiB, 3.5" 720 KiB, 3.5" 1,440 KiB (any combination)
- Drive connector: 34 pin header
- Drives must support the Disk Change signal at pin 34 of the Shugart bus
- Connects to the Atari via SIO (must be at end of SIO chain)
- Happy compatible/Warp Speed capable
- Maximum transfer rate: 500 kbit/s (1,440 KiB 3.5" disks)
- See:

<http://www.atari-central.de/floppyservice/floppy/gb/hdi.htm>

<http://atariage.com/forums/topic/158701-hid-disk-interface/>

### **Floppy Board by Computer Software Services (CSS, 1992)**

- Enables floppy drive port (34 pin PCB edge) of the CSS Black Box (which connects to the Atari XL/XE via PBI or Cartridge+ECI)
- Drive types: 5.25" 360 KiB, 3.5" 720 KiB, 5.25" 1,200 KiB, 3.5" 1,440 KiB
- Reads/writes 5.25" and 3.5" MS-DOS disks, BBXFER software utility included
- Built-in Black Box Enhancer (Task Master program) and Archiver programs
- See: <http://www.nleaudio.com/css/products/floppy.htm>



### **Karin Maxi Disk Drive by Mariusz Geisler for Karin (1995?)**

- Parallel device, connects to Cartridge+ECI (internal version also produced)
  - Design errors result in conflicts with other parallel device peripherals
    - Fix available: [http://atariki.krap.pl/index.php/Karin\\_Maxi](http://atariki.krap.pl/index.php/Karin_Maxi)
- Drive connector: 34 pin PCB edge
- FDC: WD1770 or WD1772
- Usual drive types: 5.25" or 3.5", each either 40 tracks or 80 tracks
- Double-sided formats use PC-standard 'head-first' mapping
- Modified ROM by trub supports 512-byte sectors via Percom standard
- See:  
<http://blog.3b2.sk/igi/post/ATARI-floppy-disk-drive-KARIN-MAXI.aspx>  
[http://atariki.krap.pl/index.php/Karin\\_Maxi](http://atariki.krap.pl/index.php/Karin_Maxi)

### **Karin Maxi Disk Drive 2012, by stryker/trub/drac030/candle**

- Original Karin Maxi design with original design errors fixed  
<http://karinmaxidrive.piqwa.net/>

## 3.2.8) Can I use modern storage media as emulated floppy drives?

### **SIO2USB, by ABBUC Regional Group Frankfurt / Main (2003-2007)**

The SIO2USB Interface is a peripheral device that can be attached to an Atari 8-bit computer using the SIO-Bus. It emulates one or more Atari Floppy-Drive(s) and does not require any special drivers or Operating-Systems, it is fully compatible with all Atari DOS Systems and extensions. Because the device is connected to the SIO-Bus, it is not necessary to open or modify the Atari. The device is powered by the SIO-Bus and does not need an external Power Adapter. The data are stored on standard USB Mass Storage Devices (USB FLASH Drives) as Atari disk image files (ATR or XFD) on a standard FAT filesystem.

Features:

- Can boot an Atari 8-bit Computer without physical Floppy Drive
- Emulation of up to 3 (virtual) Disk drives simultaneously
- Simple device, attached to SIO-Port, no modification of computer necessary
- Mixed operation of real Floppy and SIO2USB possible
- Fully compatible with all Atari DOS and OS and all Atari compatible extensions
- Storage of Atari disk image files on standard USB FLASH Drives
- Configuration of the device by built-in keys and LC-Display or configuration program on the Atari
- Built-in Real Time Clock (RTC)
- Power supply for the device and USB FLASH Drive from SIO-Bus
- Updated SIO2USB Firmware can be applied from within the Atari (no additional device or computer required)
- Updates available via Internet (USB FLASH Drive) or direct from the Atari
- (Real Disk Drive)

Information: <http://preview.tinyurl.com/m6akpr8>

## SIO2SD, open-source project, 2007

Device inventor and AVR software developer: Jakub Kruszona-Zawadzki

Atari software developer and tester: Pawel Nowak (Pajero/MadTeam)

NVC developer: Marcin Sochacki (Montezuma)

Tester (also new SMD PCB designer): Jakub Husak

Allows you to load games/applications into 8-bit Atari computers via SIO interface from SD/MMC cards.

Features as of v.3.0:

- Supported cards: MMC/SDSC/SDHC (and very likely with SDXC, but only FAT32 formatted)
- Supported partitioning schemas: no partition, MBR (Master Boot Record), GPT (GUID Partition Table - EFI)
- Supported formats: FAT12, FAT16 and FAT32
- Handles ATR (rw), XFD (ro) and COM/XEX (ro) file types
- 16x2 LCD display allows to "walk" catalog tree and choose files to load (40x2 LCD displays are also supported)
- TURBO: 7<sup>th</sup> bit of command switches turbo. This is new turbo mode very similar to XF551 turbo mode.
- All densities with 128B and 256B sectors, including 16 MiB disks
- Number of simulated drives: 15 + 100
- Configuration program:
  - has to be present on SD card, but any program can be used
- New ATR files and new folders can be created using SIO commands
- "Empty disk" mode (ATR file created automatically during format command)
- Deleting files from card using SIO commands
- Renaming files and folders using SIO commands
- Reading and writing all files using SIO commands (inside Atari folder and subfolders)
- 100 extra "virtual drives" V0..V99, which can be mapped to any drive from D1 to D15
- Fast mapping - Drives V0 to V3 have additional, special meaning. When one of keys from K1 to K4 is pressed during start then device overrides mapping of D1 and maps one of those drives to D1 (K1 = V0, K2 = V1 etc.).
- Built-in very simple TURBO loader (for 7<sup>th</sup> bit mode - turbo mode similar to one used in XF551)
- Software includes
  - AVR software/firmware for the device
  - Atari software
  - PC software
    - NVC - a tool for organizing files on SD cards for SIO2SD
    - DriveSort - a tool for sorting files and directories

Wiki: <http://sio2sd.gucio.pl/wiki/English>

Available:

- <http://www.mega-Hz.de/Angebote/angebote.html> several variations
- <https://lotharek.pl/> many variations
- <https://retrolemon.co.uk/12-atari> several variations

### **SDrive, by C.P.U. (Radek Sterba (Raster) & Robert Petruzela (Bob!k)), 2008**

The SDrive is a device that connects to Atari XL/XE's serial (SIO) port and simulates an Atari floppy disk drive with full read/write access to programs and data stored on a Secure Digital (SD) flash memory card.

- ATmega8-16PU microcontroller

Main features:

- Supported flash cards: Secure Digital up to 2GB size, FAT16 filesystem
- Maximum number of drives: 4 (D1: to D4:) + 1 special boot drive
- Supported SIO transfer rates: 3.5 to 128 kbit/s (standard 19 and 69 kbit/s)
- Supported disk images: ATR, XFD, size up to 16 MiB, 128 or 256B sectors
- Supported executable files: COM, XEX, BIN.... (any filename extension).
- Device controlled by software running on Atari from the SD card, which can be therefore easily updated/replaced
- Drives swappable on the fly by buttons
- Write protect/enable switch
- SDrive ID number selection switch - simultaneous use of up to 4 SDrives
- Low cost design - no LCD, a few LEDs, cheap DIL28 Atmega8 microcontroller, single-sided PCB
- Firmware and software source code freely available

Special features:

- Buffered reads for speedup
- Delayed writes for speedup and greatly reduced flash write cycles
- Built-in bootloader requiring less than 256 bytes including sector buffer, relocatable in the \$0500-\$05F7 to \$BE00-\$BEF7 range, with SKCTL initialization before every block. Supports executable files of up to 8 MiB size.
- Directory with filename simulated for active files in drives, data handled through standard 128B sectors. Executable files can be run from most DOSes or Q-MEG. Random data files with arbitrary suffix can be activated and opened by a program through DOS or copied to disk images. (Note: 80 KiB file size limit applies to standard DOSes, 8 MiB to Q-MEG and MyDOS)

<http://raster.infos.cz/atari/hw/sdrive/sdrive.htm>

### **SDrive NUXX, by Steve Vigneau / c0nsumer, 2009**

Based on SDrive by C.P.U.

- A readily available enclosure and custom end panels with cutouts and artwork.
- An SIO connector footprint. This allows a standard Atari SIO connector to be used, allowing easy connectivity with any of the compatible Atari 8-bit computers.
- Incorporates a low-cost AVR programmer allowing a SDrive builder who doesn't have AVR programming hardware readily available an easy method of loading the firmware on the microcontroller.
- The built-in Brown-Out Detector has been enabled with a 4.0V threshold.

[https://nuxx.net/wiki\\_archive/A/SDrive\\_NUXX](https://nuxx.net/wiki_archive/A/SDrive_NUXX)

### **SIO2Arduino, by Dan Noguero (Farb), 2012**

- SIO2Arduino is an Atari 8-bit (800/XL/XE) device emulator that runs on the Arduino platform. It currently emulates a single Atari 1050 Floppy Disk Drive (D1:) but there are plans to extend it to support multiple drives as well as other devices.
- In its current state, SIO2Arduino allows you to put single and enhanced density Atari 8-bit disk images (ATR, XFD, XEX and many PRO and ATX) onto a microSD card and boot them on real Atari hardware.
- SIO2Arduino is an open-source implementation of the Atari SIO device protocol that runs on Arduino hardware. Arduino hardware is open-source and can be assembled by hand or purchased preassembled.
- Note: You will need the SdFat library (<https://github.com/greiman/SdFat>) in your Arduino libraries directory in order to compile.
- For more information on the Arduino platform, go to: <http://www.arduino.cc>  
<http://www.whizzosoftware.com/sio2arduino/>

### **SDrive Micro, by santosp, 2012**

Based on SDrive by C.P.U.

- Small form factor: 70 x 50 x 20 mm including enclosure
  - The printed circuit board is dual layer with only surface mount device components, including the microcontroller.
  - The SIO cable is permanent connected to the device.
  - The ID switch can be set from a small hole at bottom.
  - The SD socket is a push on - push off type.
  - Includes an internal header for any future programming.
- <https://atariage.com/forums/topic/192131-sdrive-micro-for-8-bit-atari/>

### **SIO2MicroSD, by Don Peruski (2013)**

An Arduino board was used as the platform. Features:

- 4 Virtual Drives (D1: - D4:)
- Supports standard SD/ED/DD ATR files
- Up to 4 sub-directories under the Atari sub-directory
- High Speed SIO <sup>(1)</sup>
- Load/Unload/Swap with 4 buttons and 16x2 LCD Display
- Optional "Game/Simple Mode" configuration to limit menu choices for easier use
- LCD detail mode to view access commands and use
- XEX Boot-Loader <sup>(2)</sup>
- Ability to save current configuration of all settings
- S-Drive main functions compatible <sup>(3)</sup>
- Full board version has built-in USB to update firmware or use as SIO2PC device
- Because it is based on the Arduino, the hardware configuration options are Limitless

(1) Limited to mode 9 (about 56 kbit/s) due to 16 Mhz crystal used with the stock Arduino.

(2) XEX Bootloader code used from S-Drive source

(3) Only main portions of S-Drive were implemented based on documentation

<http://diskwiz.wordpress.com/sio2microsd/>

### **SDrive-NG (Next Generation) project by kbr (Klaus Brandl), 2014**

Based on SDrive by C.P.U.

- SDCard detection and control generally enhanced
- Error detection (blink codes) for SDCard problems
- SDHC support
- FAT32 support
- Many code optimization
- SDrive control program converted to XA
- Bootloader support for updating flash and EEPROM data (V1.1)
- Create new disk images (V1.3)
- Image directory display in control program with key 'V' (V04)

<http://www.kbrnet.de/projekte/sdrive-ng/index.html>

### **A Little Atari 810 Disk Drive, by Rossum, 2015**

- A tiny working model of an Atari 810 that uses 8 GB microSD cards
- Hardware: LPC1114 microcontroller, microSD slot, 3.3V regulator, LED, capacitors
- Enclosure: 3D print from Shapeways
- Microcontroller software: emulates up to 8 Atari drives.
  - At power on it checks for a microSD card, mounts a FAT16 or FAT32 file system and scans the card for .ATR and .XFD disk image files.
  - It also looks for .XEX files (Atari executables).
  - The code then "inserts" the BOOT.RUR image into drive 1 and waits for the Atari to start sending commands during bootup.
- Atari software: BOOT.RUR
  - Used to select disk images or applications.

<https://github.com/rosumur/littleatari810>

### **SDriveARM project, by alsp / fintros, 2017**

Based on SDrive by C.P.U.

- 5V compatible 32bit Cypress CY8C4245AXI ARM processor (48 MHz core, 32 KiB Flash, 4 KiB RAM)
- microSD card reader
- Capacitive buttons (Next drive, Prev drive, Boot drive)
- 6 LEDs (1 green, 1 red and 4 yellow)
- Reset button
- Each SIO pin connected to ARM I/O pin (Possibility for functionality extension)
- One RW/RO switch for microSD card
- Original drive ID's switching DIPs excluded

<https://github.com/fintros/SDrive-ARM>

### **SDrive-MAX project by kbr (Klaus Brandl), 2017**

Based on SDrive-NG project, also by kbr (Klaus Brandl). Requires:

- Arduino UNO with ATmega328p
- Elegoo 2.8" TFT touchscreen shield resistive or comparable with ILI9341 compatible chip and 8-bit parallel mode.
- Micro-SD card (SD or SDHC)
- Diode: 1N4148 diode or similar
- Cable, SIO plug and power supply if necessary
- The software "avrdude" for programming
- USB drivers for the Arduino, if necessary

<http://www.kbrnet.de/projekte/sdrive-max/index.html>

### **AVGCART (Average Cart) by tmp, 2018**

An SD card multi-cartridge for the Atari XL/XE except 1200XL

- Optional SIO cable adds full ATR support and support for ATX (copy protected floppy images) and CAS (cassette files, including support for turbo tapes)

<https://avgcart.tmp.sk/>

Available:

<https://miscretro.com/product/avgcart/>

<https://retrolemon.co.uk/8-bit-mass-storage-devices/125-avgcart.html>

## **3.3) Hard disks & other storage**

### **3.3.1) What is the Corvus disk system?**

For mass storage capacity beyond that of floppy disk drives, microcomputer users of the time of the Atari could turn to drives that utilized a "fixed" or "sealed" magnetic disk. Such devices were still widely known in the early 1980s as "Winchester" disks, after the code name for IBM's influential 3340 Direct Access Storage Facility (14"; 70MB or 140MB) introduced back in 1973. As they became much more common by the mid 1980s, the Winchester term mostly disappeared from common usage, along with the alternatives "fixed-disk" and "sealed disk", all ultimately replaced by today's: "hard disk drive"

One feature of early hard disk drives was that the disk controller was usually a separate component from the disk itself. In the late 1970s and early 1980s several different interface standards for communications between computer host, controller, and disk competed for market acceptance. This complicated market landscape, combined with the extreme costs involved, severely limited the sales of hard disks for early home computers.

Corvus Systems teamed with disk-maker International Memories Inc. (IMI) to develop and market complete, integrated Winchester disk systems compatible with many computer platforms, including the Atari 800. It was the first and remained the only hard disk drive solution available for an Atari computer for several years.

**Corvus Systems Atari 800 Disk System (1982), marketed as 5MB, 10MB, or 20MB systems** includes:

- Corvus Winchester Disk Drive unit, one of:
  - Corvus B-Series 5.25" 6MB (IMI 5007 disk with IMI 5000 Phase III controller)
  - Corvus B-Series 8" 11MB (IMI 7710 disk with embedded controller)
  - Corvus B-Series 8" 20MB (IMI 7720 disk with embedded controller)
  - Corvus H-Series 5.25" 6MB (Model 6) (IMI 5006H disk with IMI 5000H controller)
  - Corvus H-Series 5.25" 12MB (Model 11) (IMI 5012H disk with IMI 5000H controller)
  - Corvus H-Series 5.25" 18MB (Model 20) (IMI 5018H disk with IMI 5000H controller)
- Corvus Atari Interface (host adapter)
  - Attaches to Atari 800 controller jacks 3 and 4
  - Attaches to Processor port on Corvus drive (34 pin Corvus-IMI bus)
- Two different "AT Utilities" diskettes (v.1 and v.2)
- Disk System Installation Guide and System Manager's Guide
- The power switch is on the front of the 8" drives, while it's on the back on the 5.25" drives.
- Drive units can be daisy-chained. The Processor port of an add-on drive can be connected to the Drive port of an existing drive (34 pin Corvus-IMI bus). Up to 4 Corvus hard drives (any of the above models) can be connected to one computer.
- Requires 48 KiB RAM, and 810 or equivalent floppy disk drive.
- SYSGEN utility divides the drive into any combination of 90 KiB and 180 KiB "volumes" for use by the Atari as logical drives. A Model 20 drive may contain up to 196 single-sized volumes (with no double-sized volumes) or up to 98 double-sized volumes (with no single-sized volumes).
- System must boot using Corvus bootstrap from either disk or cassette.
  - WRITEBOOT.OBJ utility creates a Corvus Boot Disk out of Atari DOS 2.0S, which boots to: Disk Operating System II Corvus A2.0D (4/25/81)
  - CWRTBOOT.OBJ utility creates a boot cassette
- Multiple users support - each "user" can have access to up to 8 logical drives, which can be any combination of Corvus volumes or Atari drives (except logical drive 1 must be Corvus volume 1 or an Atari drive where a Corvus boot disk will be used).
  - Usage: User boots the system with uniquely-assigned boot disk, then uses the DOS L. BINARY LOAD option to load the user's unique "volume mount table" file, which maps the user's assigned Corvus volumes to logical drives.
- Optional: Corvus Mirror (internal)
  - Mirror video in and video out phono jacks connect to corresponding jacks on a VCR (VHS or Beta)
  - Corvus volumes or the entire Corvus drive can be backed-up or restored from backup.
- Sold separately by Corvus:
  - Corvus Multiplexer - Configured as a Host, unit connects to the Processor port of a Corvus drive and provides 8 Processor ports (34 pin Corvus-IMI bus) to the system, allowing up to 8 computers to be connected to the system. Configured as a Master, unit allows Multiplexer Host units to be attached to the 8 Processor ports of the Master unit. Thus up to 64 computers can share the same Corvus hard drive (or set of up to 4 daisy-chained Corvus hard drives).  
(System upper limit: 80MB of storage shared by 64 computers)
  - Corvus Mirror (external unit) - Same as internal Mirror, but is connected between the Corvus drive and the Atari Interface, or between a Corvus drive and a Corvus Multiplexer. (34 pin Corvus-IMI bus)

- Sold separately by ?????: Right Cartridge which boots the Atari from the Corvus. (source: Integrater manual. Details????)
- Sold separately by ADS: Integrater (1983)
  - Detailed elsewhere in this FAQ List (personality boards for the 800)

### 3.3.2) Can I use an ST506 interface hard disk (MFM or RLL)?

The 5MB ST-506 Micro Winchester was the first 5.25" hard disk drive, introduced in 1980 as the first product from Shugart Technology (shortly to be renamed, Seagate Technology). The market success of the ST-506 (along with the subsequent 10MB ST-412 and 20MB ST-225) led to the ST506 interface between disk controller and drive (an incremental derivation from the interface for the 8" 10MB Shugart Associates SA1000 hard disk from 1979) being established as an industry standard for hard disk drives.

Note that with ST506 type hard disks, the disk itself is attached to a separate disk controller unit, which in turn attaches to a host computer interface.

At the time of the Atari, hard disks paired with ST506 type controllers were popularly characterized not by the interface (ST506), but by the recording method used by the controller: either modified frequency modulation (MFM) or run-length limited (RLL).

Sold by SWP for 64 KiB ATR8000 units (with CP/M) for the Atari (1986): 5MB, 10MB, or 20MB hard disk packages with SWP host adapter (40 pin header connector to controller), WD1002-HDO MFM controller (ST506 interface: 34 pin header drive control + 20 pin header data connectors), and "a new CP/M" with ZCPR3 option. Can be partitioned for MYDOS & CP/M, plus MS-DOS for CO-POWER. The SWP ATR8000 hard disk interface supports up to 32MB of hard disk storage.

Also, some hard disk "bridge" controllers allow a ST506 type hard disk to be attached to a computer's SASI/SCSI interface. Such controllers were popular for use with the Atari SASI/SCSI interfaces that require a controller supporting 256-byte sectors. Suitable ST506 controllers for this purpose include: Adaptec ACB-4000A (SCSI), Adaptec ACB-4070 (SCSI), Western Digital WD1002-SHD (SASI), Xebec S1410 (SASI), Xebec S1410A (SASI)

### 3.3.3) Can I use a SASI or SCSI interface hard disk?

Shugart Associates System Interface (SASI) ("sassy") was a parallel interface developed initially at disk drive maker Shugart Associates in the early 1980s, which was adopted as a formal ANSI standard in June 1986 under the name, Small Computer Systems Interface (SCSI) ("scuzzy"). SCSI supports many types of computer peripherals, including hard disk drives.

Many hard disk drives were produced with an embedded disk controller featuring a SASI or SCSI interface, though only some of these support 256-byte sectors as required by many Atari SASI/SCSI interfaces. Suitable SCSI drives meeting this requirement includes: Seagate ST-225N (20MB), Rodime RO650 (10MB) and RO652 (20MB), Iomega Alpha 10H (10MB) and Beta removable cartridge drives



Also, some hard disk "bridge" controllers allow a ST506 type hard disk to be attached to a computer's SASI/SCSI interface. Such controllers were popular for use with the Atari SASI/SCSI interfaces that require a controller supporting 256-byte sectors. Suitable ST506 controllers meeting this requirement include: Adaptec ACB-4000A (SCSI), Adaptec ACB-4070 (SCSI), Western Digital WD1002-SHD (SASI), Xebec S1410 (SASI), Xebec S1410A (SASI)

The following are SASI or SCSI interfaces for the Atari that allow the use of a SASI or SCSI interface hard disk drive.

### **Z-Tec 1000**

- SASI host adapter for 64 KiB SWP ATR8000
- Attaches to the ATR8000 internally
- SASI Connector: 50 pin Micro-Ribbon
  - Compatibility limited to controllers supporting 256-byte sectors

### **BTL 2004 SASI Hard Disk Adapter, by William Lurie & Associates, 1986**

- Parallel device, choice of PBI or Cartridge+ECI connector
- SASI Connector: 50 pin header
  - Supports one or two physical hard drives for 128MB total system storage potential
  - Compatibility limited to controllers supporting 256-byte sectors
- BTL Hard Disk System includes:
  - Hard disk drive: 10MB standard; drives up to 85MB were offered
  - BTL 2004 SASI Hard Disk Adapter
  - One of: BTL 2001 PBI Connector or BTL 2002 Cartridge+ECI Connector
    - BTL 2002 includes pass-through cartridge port
  - Supplied with MYDOS 4.
- See:
  - <http://www.atarimagazines.com/v5n12/BTLHardDisk.html>
  - <http://www.atarimagazines.com/v6n9/ShoppersGuide.html>

### **Supra Hard Disk Interface, by Supra, 1986-1992**

#### **K-Products Interface (KPI), by K-Products, 1992-2002**

- Parallel device, connects to PBI
  - Sold separately: Supra XE-XL Buss adapter for Cartridge+ECI
    - Adapter includes pass-through cartridge port
- Hard Disk Drive (SCSI) port: 50 pin header
  - Supports one or two physical hard drives
    - 2<sup>nd</sup> drive must have the name number of heads and cylinders as the 1<sup>st</sup>
  - Compatibility limited to controllers supporting 256-byte sectors
  - Hard Disk is divided into two logical drives: D1: is the size of an Atari floppy disk (single or double density), and D3: is the remainder of the disk.
    - 2<sup>nd</sup> hard drive is likewise divided, where D2: is the size of an Atari floppy disk, and D4: is the remainder of the disk.
  - Atari floppy disk drive should be configured as D2: (1 hard drive system)
  - System normally boots from D1:; hold down [HELP] during startup to boot from D2:.
- Supplied with MYDOS 4 and hard drive software utilities

- SupraDrive Atari Hard Disk system includes:
  - SupraDrive AT hard disk drive, one of
    - 10MB drive = Xebec 4000 / Xebec Owl (5.25" SASI)
    - 20MB drive = Miniscribe 8425S (3.5" SCSI) (can anyone verify this????)
  - Supra Hard Disk Interface (including MYDOS 4 and software)
- See:
  - <http://www.atarimagazines.com/v5n6/Supradrivefor8Bit.html>
  - [http://www.page6.org/archive/issue\\_29/page\\_12.htm](http://www.page6.org/archive/issue_29/page_12.htm)
  - <http://preview.tinyurl.com/nsroe4u>

### **Multi I/O board (MIO), by ICD, 1987**

- Parallel device, connects to PBI
  - ICD adapter for Cartridge+ECI provides two pass-through cartridge ports
- 256 KiB or 1 MiB RAM versions
- RAM drive: Use any amount of unit RAM as a RAM drive
  - Unit has its own power supply, allowing the RAM to retain its memory while the computer is off
- Hard Disk (SCSI) port: 50 pin header
  - Connect up to 8 controllers (SCSI specification)
  - Compatibility limited to controllers supporting 256-byte sectors
- RS-232 port: DE-9S (Atari 850 standard)
  - R: device handler (850-compatible) on ROM (uses no user memory)
  - Up to 19.2 kbit/s
  - Hardware flow control (not all ROM versions)
- Menu program on firmware ROM
  - Accessed by holding down the SELECT key while booting or by holding down SELECT and pressing RESET
    - Menu loads into the computer's main memory (RAM)
  - Allows booting from RAM drive or Hard Drive
  - Allows partitioning of hard drives and RAM for RAM drives (up to 8 total drives)

### **Black Box, by Computer Software Services (CSS), 1989**

- Parallel device, with connectors for both PBI and Cartridge+ECI
  - PBI Connector: 50 pin header; ribbon cable to PBI interface included
  - Cartridge+ECI connector: standard PCB edge
- RS-232-C Serial Port: 34 pin PCB edge
  - R: device handler (850-compatible) on ROM (uses no user memory)
  - Up to 19.2 kbit/s
  - Hardware flow control
- SASI/SCSI Hard Disk Port: 50 pin header
  - Connect up to 8 controllers (SCSI specification)
  - Hard disk floppy drive emulation (Single or Double density)
  - Compatibility includes controllers supporting 512-byte sectors
  - Manage up to 96 drive partitions, including write-protection
- High speed disk I/O: Happy, XF551, UltraSpeed
- Built-in 6502 machine language monitor
- Software utilities, including MYDOS and hard drive utilities, on disk

- Black Box Enhancer (upgrade for older units; included with newer units):
  - Enhanced printing functions, Task Master sector editor, Archiver program
- Developer page: <http://www.nleaudio.com/css/products/black.htm>
- Mathy van Nisselroy's Black Box page: <https://www.mathyvannisselroy.nl/blackbox.htm>

### **Multi I/O board (MIO) "new series" by Ken Jones / MEtalGuy66, 2006**

Equivalent to the original ICD MIO, 1 MiB RAM version, with improvements:

- RS-232 port: DE-9P (IBM PC standard)
- Hard Disk (SCSI) port:
  - Compatibility includes controllers supporting 512-byte sectors
- Available: <http://www.rasterline.com/>

## 3.3.4) Can I use an IDE / CompactFlash device as a high-capacity drive?

(Background derived from Wikipedia)

Parallel ATA (PATA), previously AT Attachment (ATA) and originally Integrated Drive Electronics (IDE), is an interface standard for the connection of storage devices such as hard disks, floppy drives, and optical disc drives in computers. The standard is maintained by X3/INCITS committee.

The IDE standard was first used in 1986 in the Compaq Deskpro 396 with integrated Western Digital hard disk drive controller. IDE was based on the IBM PC Industry Standard Architecture (ISA) 16-bit bus standard.

ATAPI is the standard protocol allowing the ATA interface to carry SCSI commands and responses. Common ATAPI devices include CD-ROM drives, DVD-ROM drives, and Zip drives.

CompactFlash (CF) is essentially a mass storage device format with a miniaturized ATA interface, normally using flash memory. The format was first specified and produced by SanDisk in 1994.

The following hardware interfaces were designed to allow PATA devices to be used as a high-capacity disk drive with the 8-bit Atari:

### **KMK/JZ IDE, by Jacek Zuk (Simius) and Konrad Kokoszkiewicz, 1996**

- Allows you to attach an ATA (IDE) hard drive, a CF (Compact Flash) card or an ATAPI device (e.g. a CD-ROM drive) to your Atari XE computer. Drive must be ATA-1 or later; at least ATA-2 is recommended. Dual drives supported.
- KMK/JZ IDE Interface
  - Hardware design by Jacek Zuk (Simius), 1995-2006
    - First generation: KMK/JZ IDE (aka 1.0)

- Second generation: KMK/JZ IDE 1.2 (same, just more memory)
  - Parallel device, connects to Cartridge+ECI
- Software by Konrad Kokoszkiwicz. Firmware characteristics (10.11.2009):
  - Maximum drive capacity: 16777215 physical blocks on each device (8 GiB)
  - Maximum number of partitions: 16
  - Maximum capacity of a partition: 16777215 logical sectors (8 GiB)
  - Logical sector length: 512 bytes (native, same as physical block) or 256 bytes (emulation) or (as of BIOS v.1.8) 128 bytes (emulation)
  - Average speed (depends on the drive and DOS used):
    - 50-80 kB/s (native mode, R/W), or
    - 20-45 kB/s (emulation mode, reading), or
    - 7-12 kB/s (emulation mode, writing)
  - 16-bit data transfers
  - Fully Atari OS compliant (no Atari OS patches are needed)
  - Bus ID for the Atari OS configurable with a jumper
  - Can boot from any partition (of a hard drive or CF card)
  - Independent partitions can be write-protected
  - ATAPI support not provided by the BIOS
  - Available MNT SpartaDOS X Add-on by DLT enables the user to address a connected KMK/JZ IDE or IDEa device  
[http://sdx.atari8.info/index.php?show=en\\_addons](http://sdx.atari8.info/index.php?show=en_addons)

Available: <http://8bit.yarek.pl/interface/atari.kmk/>

Utilities, tools and the system software: <http://drac030.krap.pl/>

### **msc-IDE, by Stefan Birmanns and Matthias Belitz (1996)**

- Parallel device, connects to PBI
  - A Cartridge+ECI adapter can also be used
- Up to 240 partitions per hard disk supported
- Emulates D1: until D9: of disk devices (access to 9 partitions at one time)
- Full bootable from any partition (with standard XL-OS)
- Write protection capability
- Supports up to two hard drives (master/slave)
- Transfer rate > 30 kB/s file access with SPARTA-DOS 3.2 gx (reading)
- Transfer rate > 10 kB/s file access with SPARTA-DOS 3.2 gx (writing)
- Software partially supports CD-ROM and ZIP drives.
- Partially software compatible with the KMK/JZ IDE interface
- No longer in production
- More information:

<https://web.archive.org/web/20111117071126/http://www.birmanns.de/atari/>

### **SmartIDE, project for the 1200XL by Bob Woolley, 1996**

- Published as a series of articles in Atari Classics magazine
- "SmartOS" Sept/Oct 1995, pp. 25-29  
<https://archive.org/details/AtariClassics1995-09/page/n24/mode/lup>
- "Dallas 'ROMs'" Fall 1996, p. 16  
<https://archive.org/details/AtariClassicsV5n2/page/n15/mode/lup>

- "Smart IDE" Fall 1996, pp. 17-19  
<https://archive.org/details/AtariClassicsV5n2/page/n16/mode/lup>
- "The IDEal Hard Drive" Fall 1996, pp. 20-22  
<https://archive.org/details/AtariClassicsV5n2/page/n19/mode/lup>
- "IDE Driver Software" Fall 1996, pp. 23-27  
<https://archive.org/details/AtariClassicsV5n2/page/n22/mode/lup>  
Software (IDE38.ASM) download idecode.zip contained in  
[ftp.pigwa.net/stuff/collections/atari\\_forever\\_ISO/Atari%20Forever%20CD2.tgz](ftp.pigwa.net/stuff/collections/atari_forever_ISO/Atari%20Forever%20CD2.tgz)

### **BadSector "A" project by Gary Morton, 2001**

- Control an IDE hard disk drive using the Atmel AT89S53 processor (or 8031 compatible processor).
- Compatible with all models of Atari due to the use of the SIO (serial bus)
- <https://tinyurl.com/597h5t6p>

### **SIO2IDE, project by Marek Mikolajewski (MMSoft), 2001-2005**

Attach any IDE Disk Drive or CF Card (using CF2IDE adapter) to your 8-bit Atari computer.

ATARI side:

- Uses standard Atari SIO at a speed of 19,200 baud
- Works with Atari High Speed SIO (US and Happy) at a speed of 52000 baud
- Emulates Atari disks D1: to D8: disk D1: can be swapped with Common disk D1: (HD1\_ZW jumper, drive D9: in config file)
- Can be used with any Atari DOS and OS
- Available S2I SpartaDOS X Add-on by DLT enables the user to address a connected SIO2IDE device with firmware 3.x and 4.x.  
[http://sdx.atari8.info/index.php?show=en\\_addons](http://sdx.atari8.info/index.php?show=en_addons)
- Can be used without any problems with other SIO devices
- Can be easy installed inside your Atari with 2.5" laptop HD or CF card
- Is easy to configure via special fdisk.com utility software (changing disks sequence and active directory)
- It uses ATR files to emulate real floppy disk or hard drive

IDE device side:

- All IDE ATA/ATAPI devices can be used: Disk Drives (2.5" and 3.5"), Compact Flash cards etc.
- Supports PC file systems, FAT16 and FAT32
- Supports CD file system, ISO9660
- Supports ATR disk images (SD, DD up to 16 MiB)
- Supports directory change (multiconfig)
- Is easy to configure, many text configuration files (sio2ide.cfg) can be stored in different directories
- Disk configuration can be checked by special checkfs.exe PC utility  
NOTE: checkfs.exe does NOT work with HDD connected via USB port
- Standard system disk utilities can be used (defrag.exe, scandisk.exe etc)
- Long File Name (LFN) support for HDD

- TEST mode for checking HDD initializations
- Supports Master/Slave IDE devices
- Disk defragmentation is not required

USB port side (SIO2IDE Versions 4.x option):

- Interface allows the attached ATA drive to work as USB Mass Storage Class device (removable drive) on a Windows PC
- No drivers are needed for Windows 2K, ME, XP. Windows 98 driver available.
- SIO2IDE in USB mode is not working with Linux

Available, Version 3.3: <http://www.mega-hz.de/Angebote/SIO2IDE33/SIO2IDE33.html>

- Options: USB controller, SIO plug

SIO2IDE project home: <http://www.atariarea.krap.pl/sio2ide/>

### **MyIDE, by Mr.Atari (Sijmen Schouten), 2002**

- Project first published (as Version 3) August 2002, for XL/XE
- Fall 2002: released as printed circuit board for use either in a grey Atari-cartridge shell or for internal installation
- Available MyIDE/Flash, Internal MyIDE and MyIDE 2 Soft Drivers for SpartaDOS X, by Jonathan Halliday: <https://atari8.co.uk/apt/myide/>
- <http://www.mr-atari.com/myidehome.htm>

Available:

- MyIDE Internal Interface for XL/XE Computers (Except 1200XL & XEGS)
  - MyIDE Internal Interface for 1200XL Computer
  - MyIDE Internal Interface for XEGS Computer
- [https://www.atarimax.com/myide\\_old/documentation/](https://www.atarimax.com/myide_old/documentation/)

### **IDEa Interface, by Michal 'Pasiu' Pasiecznik, 2005**

- Clone of KMK/JZ IDE 1.2
- Parallel device, connects to Cartridge+ECI
  - Can also be mounted inside any XL/XE

### **MyIDE+Flash IDE Interface Cartridge, by Atarimax (Steven J. Tucker), 2006**

Combines MyIDE interface with an Atarimax 1Mbit reprogrammable flash cartridge. For XL/XE.

- Interface is portable between computers and requires no internal installation.
- Available MyIDE/Flash, Internal MyIDE and MyIDE 2 Soft Drivers For SpartaDOS X, by Jonathan Halliday: <https://atari8.co.uk/apt/myide/>

Available: [https://www.atarimax.com/myide\\_old/documentation/](https://www.atarimax.com/myide_old/documentation/)

### **IDE Plus 2.0, by Jacek Zuk (Simius) and Konrad Kokoszkiewicz, 2011**

- Allows you to attach an ATA (IDE) hard drive, a CF (Compact Flash) card or an ATAPI device (e.g. a CD-ROM drive) to your Atari XL/XE computer. Drive must be ATA-3 or later. Dual drives supported.
- Hardware design by Jacek Zuk (Simius)
  - Parallel device, with both PBI and Cartridge+ECI connectors
    - Provides pass-through Cartridge port
  - Addresses well known problems with the PHI2 signal not being generated the same across various Atari XL and XE motherboard revisions, and across computers with different hardware extensions installed.
  - Does not require an external power-supply
  - Contains 96 KiB ISP Flash ROM and 32 KiB RAM available to the internal PBI BIOS and flashable from the Atari
  - Contains 512 KiB or 1024 KiB ISP Flash ROM for SpartaDOS X (or any other cartridge of such type), flashable from the Atari. This ROM can be physically disabled using a dedicated switch.
  - Contains a real time clock circuitry to be used with SpartaDOS X.
  - Contains a LED flashing during the I/O
  - AtariAge preorder thread: <http://preview.tinyurl.com/nc7msfb>
- Software by Konrad Kokoszkiewicz. Firmware characteristics (29.10.2011):
  - Maximum drive capacity: 268435456 sectors on either device (128 GiB)
  - Maximum number of partitions: 16
  - Maximum capacity of a partition: no practical limit
  - Logical sector length: 128 bytes (emulation), 256 bytes (emulation) or 512 bytes (native)
  - Average speed (depends on the drive and DOS used):
    - 50-80 kB/s (native mode, R/W), or
    - 30-45 kB/s (emulation mode, R/W)
  - 16-bit data transfers
  - Fully Atari OS compliant (no Atari OS patches are needed)
  - Independent partitions can be write-protected
  - ATAPI support not provided by the BIOS

Documentation, utilities, tools, system software: <http://drac030.krap.pl/>

### **SIDE Cartridge, by Sebastian Bartkowicz (Candle), 2011**

- Optimized for CF cards
- Supported by SpartaDOS X
- Selectable "SIDE Loader" and SpartaDOS X modes of operation
- Real-Time Clock
- Compact Flash card slot
- Available SIDE Loader: XEX Loader for SIDE and SIDE2 by Jonathan Halliday: <https://atari8.co.uk/firmware/side/>
- Available SIDE/SIDE2 Soft Drivers For SpartaDOS X by Jonathan Halliday: <https://atari8.co.uk/apt/side/>
- Production units by Zaxon, 2011

### **SIDE2 Cartridge, by Przemyslaw Krawczyk (Lotharek), 2012**

- Based on SIDE Cartridge by Sebastian Bartkowicz (Candle) (2011)
  - On-board SpartaDOS X
  - Real-Time Clock
  - Compact Flash card slot
    - CF card hot-swap functionality and enhanced ROM banking capabilities
  - Switchable loader and SDX modes
  - Programmable "SIDE button"
  - 256 KiB external flash application cartridge space
  - Available SIDE Loader: XEX Loader for SIDE and SIDE2 by Jonathan Halliday:  
<https://atari8.co.uk/firmware/side/>
  - Available SIDE/SIDE2 Soft Drivers For SpartaDOS X by Jonathan Halliday:  
<https://atari8.co.uk/apt/side/>  
<https://lotharek.pl/productdetail.php?id=55>
- Available: <https://retrolemon.co.uk/12-atari>

### **MyIDE-II CompactFlash Cartridge, by Atarimax (Steven J. Tucker), 2012**

- For XL/XE
  - Compact Flash Hardware Interface
    - Software Power Control
    - Hardware Media Change Detection
    - Upgradable Hardware Core via Card Edge JTAG Interface
  - Atarimax FAT32 Loader
    - EXE/XEX/COM Binary Support
    - Fast ATR Disk Image Buffered from Cartridge SRAM
    - Supports 8 KiB/16 KiB and larger converted XEGs/Banked ROM images
    - Supports Boot ROM Upgrade directly from CF Card
  - Mr-Atari's "MyBIOS" Included
    - MyIDE-II MyBIOS w/ Full "Hot Swap" Media Change Support
    - Upgrade/Change MyBIOS by updating your Maxflash Studio Workbook
    - Purchase includes MyBIOS technical support from Mr-Atari
  - 512 KiB On-Board User Customizable Flash Memory
    - Maxflash Studio & USB Programmer Integration
    - Menu Customizability using Maxflash Studio Workbooks
  - 512 KiB On-Board Application SRAM
    - Develop advanced applications without requiring internal RAM upgrades
  - Available MyIDE/Flash, Internal MyIDE and MyIDE 2 Soft Drivers For SpartaDOS X, by Jonathan Halliday: <https://atari8.co.uk/apt/myide/>
- Available: <https://www.atarimax.com/myide/documentation/>



### **Incognito, by Sebastian Bartkowicz (Candle'O'Sin), 2012**

- Personality board for the Atari 800
- Firmware by Jonathan Halliday
- Built-in, configurable CF card storage (works as PBI in XL/XE mode, and through SDX driver in "Colleen" mode)
- SpartaDOS X
- Device detailed elsewhere in this FAQ list (800 personality boards)

### **3.3.5) Can I use an SD card as a high-capacity disk drive?**

(SD background derived from Wikipedia)

Secure Digital (SD) is a flash memory (non-volatile) memory card format used since 1999 in portable devices, including digital cameras, handheld computers, PDAs and GPS units. SD was based on the MultiMediaCard (MMC), which was introduced in 1997 by SanDisk and Siemens.

The SD format includes four card families available in three different form factors. The four families are the original Standard-Capacity (SDSC), the High-Capacity (SDHC), the eXtended-Capacity (SDXC), and the SDIO, which combines input/output functions with data storage. The three form factors are the original size, the "mini" size, and the "micro" size. There are many combinations of form factors and device families.

### **SIO2SD, 2007**

Device inventor and AVR software developer: Jakub Kruszona-Zawadzki

Atari software developer and tester: Pawel Nowak (Pajero/MadTeam)

Detailed in another section of this FAQ list.

- Available S2S SpartaDOS X Add-on by DLT enables the user to address a connected SIO2SD device. [http://sdx.atari8.info/index.php?show=en\\_addons](http://sdx.atari8.info/index.php?show=en_addons)  
<http://sio2sd.gucio.pl/wiki/English>

Available:

- <http://www.mega-Hz.de/Angebote/angebote.html> several variations
- <https://lotharek.pl/> many variations
- <https://retrolemon.co.uk/12-atari> several variations

### **AVGCART (Average Cart) by tmp, 2018**

An SD card multi-cartridge for the Atari XL/XE except 1200XL

- SIDE2 emulation (compatible with Ultimate 1MB and SpartaDOS X)
- Available SIDE Loader and SpartaDOS X for the AVG Cart by Jonathan Halliday: <https://atari8.co.uk/firmware/avg/>
- Available SDX Driver and ROMs for SIDE and SIDE2, by Jonathan Halliday, for hard disk access under SpartaDOS X: <https://atari8.co.uk/apt/side/>  
<https://avgcart.tmp.sk/>

Available:

- <https://miscretro.com/product/avgcart/>
- <https://retrolemon.co.uk/8-bit-mass-storage-devices/125-avgcart.html>

### **SIDE3, by Przemyslaw Krawczyk (Lotharek), 2020**

- All features of SIDE2, but uses SD cards
- Real time clock with battery-backed NVRAM
- Hot-swappable media
- Dual mode (SDX/Loader) operation, controlled by switch
- Available SIDE3 Loader: XEX Loader and Ultimate 1MB firmware for SIDE3 by Jonathan Halliday:

<https://atari8.co.uk/firmware/side3/>

- Available SIDE3 Soft Driver for SpartaDOS X by Jonathan Halliday:

<https://atari8.co.uk/apt/side3/>

<https://lotharek.pl/productdetail.php?id=143>

Available: <https://retrolemon.co.uk/>

# Chapter 4

# Printers

## 4.1) What are the Atari 820, 822, and 825 Printers?

The following printers were produced by Atari and styled to match the 400/800 computers.

### 4.1.1) Atari 820 Printer

- Sold by Atari in the USA only
- 40-column dot matrix impact printer
- 5x7 dot matrix
- 40 characters per line, upper- & lower-case alpha
- Horizontal and vertical alphanumeric characters
- 6507 microprocessor (MOS Technology MCS6507 or equivalent), C010745
- 6532 PIA (MOS Technology 6532 RAM-I/O-Timer (RIOT) or equivalent), C010750
- 2 KiB ROM
- 40 characters per second
- 400/800 OS: Responds to P: and ignores any device number  
XL OS: Responds to P: and P1:
- Connectivity: 2 Atari SIO ports for direct connection to Atari computers
  - Shipped with SIO cable CA014122 (3-foot; 91.5 cm)
- Included: bond paper roll, paper mandrel, ribbon
- Power supply is built-in (plugs directly into the wall, 120V AC, 18W)  
(There is no 220V/240V version of the 820.)
- Made in USA by Atari
- Industrial design (case): Roy Nishi and Russell W. Farnell
- Manual: Atari 820 Printer Operator's Manual C014762
- Technical manuals:
  - Atari 820 40 Column Printer Service Manual
    - FS015893 REV. 1 January, 1980
  - Atari 820 40 Column Printer Field Service Manual
    - FD100048 July, 1981 © 1982
- Sold separately:
  - Atari 820 Paper Roll C014062
    - = Standard roll paper/adding machine paper, width = 3 7/8 inches
  - Atari 820 Mandrel C014853
  - Atari 820 Ribbon C014854
    - = Addressograph/Multigraph (AM) part no. 116-2395-366  
(also used in Eaton LRC 7000)


## 4.1.2) Atari 822 Thermal Printer

- 37 characters per second
- 10 characters per inch (cpi)
- 40 characters per line, upper/lower case and point graphics
- 5x7 dot matrix
- 400/800 OS: Responds to P: and ignores any device number  
XL OS: Responds to P: and P1:
- Connectivity: 2 Atari SIO ports for direct connection to Atari computers
  - Shipped with SIO cable CA014122 (3-foot; 91.5 cm)
- Included: One roll of white thermal paper (installed in printer), one pair of spring-loaded paper bearings (installed in printer)
- Power: Used with an external 9 volt AC transformer power supply rated for at least 18 watts: Atari CA014748 or equivalent (including the Atari CA017964).
- Print mechanism: Trendcom 100
- Made in USA by Trendcom for Atari
- Manual: Atari 822 Thermal Printer Operator's Manual C015954
- Sold separately:
  - Atari 822 Thermal Printer Paper (2 rolls, 80 feet; 24.4 m each) C016345
    - = 4 7/16 inch standard white thermal paper
  - Atari 822 Paper Roll Bearings (one pair) C016005

## 4.1.3) Atari 825 80-Column Printer

- Sold by Atari in the USA only
- Dot matrix impact printer
- 3 character sets:
  - Monospaced 7x8 dot matrix at 10 cpi (default)
  - Monospaced condensed at 16.7 cpi
  - Proportionately spaced Nx9 dot matrix at avg. of 14 cpi (N=6..18)
- Each character set with 96 standard ASCII characters
- All characters can be elongated (printer double width)
- Characters per line: 80 at 10 cpi; 132 at 16.7 cpi
- Speed: 50 cps at 10 cpi; 83 cps at 16.7 cpi; 79 cps avg. proportional
- Print buffer: 1,200 dot columns
- Controls along bottom of front of printer, left to right:
  - Online/Local
  - Paper Rev<->Fwd
  - Power Off On
- Paper: roll (3.5" to 8.5" wide), fanfold (9" pin-to-pin, 9.5" wide overall), or cut sheets (to 8.5" wide)
- Requires Atari 850 Interface Module or equivalent to connect to the Atari computer

- Connectivity: 40 pin PCB edge
  - Pinout:



1. /Data Strobe	2. Twisted Pair Ground (/Data Strobe)
3. Data Bit 1	4. Twisted Pair Ground (Data Bit 1)
5. Data Bit 2	6. Twisted Pair Ground (Data Bit 2)
7. Data Bit 3	8. Twisted Pair Ground (Data Bit 3)
9. Data Bit 4	10. Twisted Pair Ground (Data Bit 4)
11. Data Bit 5	12. Twisted Pair Ground (Data Bit 5)
13. Data Bit 6	14. Twisted Pair Ground (Data Bit 6)
15. Data Bit 7	16. Twisted Pair Ground (Data Bit 7)
17. Data Bit 8	18. Twisted Pair Ground (Data Bit 8)
19. /Acknowledge	20. Twisted Pair Ground (/Acknowledge)
21. Busy	22. Twisted Pair Ground (Busy)
23. Always Logic 0 (Ground)	24. Twisted Pair Ground (Demand)
25. On-Line	26. Not Used
27. Signal Ground	28. Always Logic 1
29. Not Used	30. Ground
31. Signal Ground	32. +--+ Pin 32 jumpered to Pin 34 for
33. Chassis Ground	34. +--+ sensing printer connected
35. +5V Signal (Power Supply On)	36. Demand
37. +17V	38. Not Used
39. +17V	40. Not Used

- Shipped with an Atari CX86 Printer Cable (825 to 850 parallel)
- 400/800 OS: Responds to P: and ignores any device number  
XL OS: Responds to P:, P1:, and P2:
- Power supply is built-in (plugs directly into the wall, 120V AC, 100W)
  - (There is no 220V/240V version of the 825.)
- Made in USA for Atari by Centronics, based on the Centronics Model 737-1
- Manual: Atari 825 80-Column Printer Operator's Manual C015506
- Technical manual: 825 Printer Field Service Manual
- Sold separately:
  - Atari 825 Printer Ribbon (3 per box) CA016087
    - = Zip-Pack mobius loop (Centronics Part No. 63701468-6003)
  - Atari 825 Printer Paper (Roll Paper) C016233
  - Atari 825 Paper Mandrel C016229
  - Atari 825 Paper Roll Support C016230
  - Atari 825 Paper Deflector C016231

## 4.2) What are the Atari 1020, 1025, 1027, and 1029 Printers?

The following printers were produced by Atari and styled to match the XL series computers.

### 4.2.1) Atari 1020 Color Printer

- Type: Color printer/plotter
- Text Mode Operations:
  - Set Character Width. One of:
    - 10 characters per inch (cpi) (40 columns per line, regular/default)
    - 5 cpi (20 columns per line)
    - 20 cpi (80 columns per line)
  - Set Character Scale
    - 64 character sizes available
  - International Characters
- Graphics Mode Operations: Home, Change Color, Line Type, Draw, Initialize, Relative Draw, Move, Relative Move, Axis Drawing, Alpha Rotate
- Printing speed: 10 characters per second (10 cpi mode)
- Paper type: Standard roll paper (40-column width)
- 4-color print head
- Prints and plots vertically and horizontally
- 400/800 OS: Responds to P: and ignores any device number  
XL OS: Responds to P:, P1:, and P4:
- Connectivity: 2 Atari SIO ports for direct connection to Atari computers
  - Shipped with SIO cable CA014122 (3-foot; 91.5 cm)
- Included:
  - 2 pens each: red, blue, green, black
  - TX9032 Graphics demonstration/Joystick Sketchpad Program Cassette
    - Side 1: Joystick Sketchpad (requires Atari BASIC): program to plot directly onto printer using a joystick
    - Side 2: Six sample graphics programs (all require Atari BASIC):

Program	Counter Number
SAMPLE	002
GRAPH	047
RANDOM	017
COLOR	061
TRANGLE	032
TRIANG2	070

- Manuals:
  - The Atari 1020 Color Printer Owner's Guide C061368
  - Joystick Sketchpad Instruction Guide C061578
- Self test: On power-up the 1020 automatically prints a test pattern consisting of four squares, one for each of the four pens.

- Technical manual: Atari 1020 Color Printer Field Service Manual FD100288
- Power: Used with an external 9 volt AC transformer power supply rated for at least 15 watts; Atari CA014748 or equivalent (including the Atari CA017964).
- Print mechanism: ALPS
  - Also found in: Commodore 1520, Tandy Radio Shack CGP-115, Sharp CE-150, Mattel Aquarius 4615, Texas Instruments HX-1000
- Made in Japan
- Sold separately:
  - Atari 1020 Standard Replacement Pens C061420-01 / BX4204 (4 pens; 1 each of: red, green, blue, black)
  - Atari 1020 Black Replacement Pens C061420-03 / BX4206 (4 pens)
  - Atari 1020 Replacement Roll Paper C061533 / BX4207 (2 rolls)

## 4.2.2) Atari 1025 80-Column Printer

- Type: 5 x 7 dot matrix impact
- Formats
  - Regular: 10 cpi (80 columns)
  - Extended: 5 cpi (40 columns)
  - Condensed: 16.7 cpi (132 columns)
- Printing Speed: 40 characters per second (10 cpi format)
- Paper type: computer fanfold, roll, or single-sheet
- Online switch
- Buffer: 132 characters at 16.7 cpi, 80 characters at 10 cpi
- European Character Set supported
- 400/800 OS: Responds to P: and ignores any device number  
XL OS: Responds to P:, P1:, and P3:
- Connectivity: 2 Atari SIO ports for direct connection to Atari computers
  - Shipped with SIO cable CA014122 (3-foot; 91.5 cm)
- Intel 8051 microcontroller, FC100387
- 8155 RAM I/O: Intel 8155 2048 bit static MOS RAM with I/O ports and timer, FC100389
- Manual: The Atari 1025 Printer Owner's Guide C060505
- Technical manual: Atari 1025 Printer Field Service Manual FD100290
- Self test mode: Enabled by moving an internal shorting jumper plug
- Power, 120V version: Plugs directly into the wall (120V AC, 100W)
- Power, 220V version: Used with an external AC power adapter with two outputs, one rated for 29VAC/600mA and the other rated for 8.6VAC/1A. Atari#14750, one such supply, is detailed elsewhere in this FAQ list.
- Print mechanism: Okidata ML80 / Microline 80
- Made in Japan
- Sold separately: Atari 1025 80-Column Printer Ribbon C061419 / BX4202



## 4.2.3) Atari 1027 Letter Quality Printer

- Type: Letter quality type wheel impact
- Format: Prestige Elite 12 pitch = 12 cpi (80 columns)
- Printing speed: 20 characters per second (cps) (best) / 10 cps (average)
- Paper type: Single-sheet (no roll paper, no label stock)
- Bi-directional printing
- Underlining capability
- International characters
- 400/800 OS: Responds to P: and ignores any device number  
XL OS: Responds to P:, P1:, and P5:
- Connectivity: 2 Atari SIO ports for direct connection to Atari computers
  - Shipped with SIO cable CA014122 (3-foot; 91.5 cm)
- Intel 8049 microcontroller, FC100619
- Manual: The Atari 1027 Letter Quality Printer Owner's Guide C061387
- Technical manual: Atari 1027 Printer Field Service Manual FD100670 REV. 01 October 1983
- Power:
  - 120V version: Used with an external 9.5V AC power supply rated for 4.2A or 40VA, such as Atari#C061636 or equivalent
  - 220V version: Used with an external 9V AC power supply rated for 4.2A, such as Atari#C061605-11 or equivalent
- Print mechanism: Mannesmann Tally Riteman LQ
- Remarkably, there are possibly NO working 1027 Printers today because it seems all 1027 print heads have deteriorated due to age.
- Made in Japan
- Sold separately: Atari 1027 Replacement Ink Roller CA061649 / BX4212
- Also included in KX7110 AtariWriter System All-In-One-Pak: 600XL + 1027 + AtariWriter + paper stock + One Way to Write Anything book.  
<http://www.rhod.fr/ataripics/hardwarewriterpackkompleet.jpg>

## 4.2.4) Atari 1029 Programmable Printer

- Printing method: 5 X 7 dot matrix impact
- Formats:
  - Regular width (10 cpi, 80 columns across)
  - Elongated (5 cpi, 40 columns across)
- Line spacing:
  - 6 lines per inch (regular width and elongated formats)
  - 9 lines per inch (graphics mode)
- Printing speed: 50 characters per second (regular width format)
- Character set: 132 characters (international and non-international)
- Feed mechanism:
  - Friction feed and pin (tractor) feed
  - Friction feed using platen knob
- Manual Feed: Forward and reverse using platen knob

- Paper type:
  - Computer fanfold (4.5 to 9.5 inches wide)
  - Single-sheet (8.5 inches wide)
- 400/800 OS: Responds to P: and ignores any device number  
XL OS: Responds to P:, P1:, and P6:
- Connectivity: 2 Atari SIO ports for direct connection to Atari computers
  - Shipped with SIO cable CA014122 (3-foot; 91.5 cm)
- Manual: Atari 1029 Programmable Printer C025907
- Self test: Activated or de-activated using the Self-Test switch on the back of the printer
- Power
  - 220V-240V 50 Hz-60 Hz 0.15A version: Plugs directly into the wall
  - 120V version: plugs directly into the wall (released in Canada but not the USA)
- Print mechanism: Seikosha GP-500 ; clone of Seikosha GP-500AT
- Made in Japan for Atari, Corp. in 1984, following conception by Atari, Inc.
- Info sources:
  - [http://www.cpcwiki.eu/index.php/Amstrad\\_DMP1\\_printer](http://www.cpcwiki.eu/index.php/Amstrad_DMP1_printer)
  - <http://www.strotmann.de/~cas/Infothek/AtariTenZwentyne/Atari1029Manual.pdf>
- Industrial design (case): Tom Palecki
- Sold separately:
  - Atari 1029 Dot Matrix Printer Inked Ribbon For 10 Inch Model C070028

## 4.3) What are the Atari XMM801 and XDM121 Printers?

The following printers were produced by Atari and styled to match the XE series computers.

### 4.3.1) Atari XMM801 Dot-Matrix Graphics Printer

- Dot matrix impact printer; 8 pin impact head
- Character matrix: 8 dots high by 9 dots wide
- Character mode, Non-International: 96 ASCII characters
- Character mode, International: 91 ASCII and 36 international characters
- Fonts

Horizontal Pitches	Characters per Inch	Max. Characters per Line
Pica	10	80
Double Width Pica	5	40
Elite	12	96
Double Width Elite	6	48
Condensed	16.5	132
Double Width Condensed	8.25	66

- Proportional, bold, double strike, subscripts, superscripts, underlining
- Graphics
  - Normal density: 60 dots per inch / 480 dots per line
  - High density: 120 dots per inch / 960 dots per line

- Speed: 80 characters per second (cps) at 10 characters per inch
- Buffer: 80 bytes
- 400/800 OS: Responds to P: and ignores any device number  
XL OS: Responds to P:, P1:, and P7:
- Connectivity: 2 Atari SIO ports for direct connection to Atari computers
  - Shipped with SIO cable CA014122 (3-foot; 91.5 cm)
- NEC uPD7811 single-chip microcomputer
- Included:
  - Wire paper feed Rack
  - Multi Strike black Ribbon Cassette
- Manual: Atari XMM801 Dot-Matrix Graphics Printer Owner's Manual C025959
- Technical manual: Atari XMM801 Field Service Manual C070435 (1985)
- Self test: Activated by turning on the printer while also holding down the Line Feed button on the control panel. Deactivated by turning the printer off.
- Power supply is built-in (plugs directly into the wall, 115V-120V AC 1A)
  - Unconfirmed versions: 220V (Europe), 240V (UK)
- Power consumption, Standing: 100 mA ; Operating: 300-600 mA
- Paper: Fanfold pin-feed or single sheets, 4 to 10 inches wide
- Friction feed or pin feed
- Ribbon:
  - Mannesmann Tally MT-80/MT-80 Plus/MT-81/SP-80/Spirit 80,
  - Commodore 1526/MPS802/4023, Shinwa CP80
- Made in Japan

### 4.3.2) Atari XDM121 Letter-Quality Daisy-Wheel Printer

- Daisy wheel impact printer
- Underlining, subscripts, superscripts
- Courier 10 Print Wheel (10 pitch = 10 cpi), 80 characters per line
- 96 characters, including International Character Set support
- Speed: 12 characters per second
- 400/800 OS: Responds to P: and ignores any device number  
XL OS: Responds to P:, P1:, and P8:
- Connectivity: 2 Atari SIO ports for direct connection to Atari computers
  - Shipped with SIO cable CA014122 (3-foot; 91.5 cm)
- Included: Multi Strike Black Ribbon Cassette
- Manual: Atari XDM121 Letter-Quality Daisy-Wheel Printer Owner's Manual C026323
- Self-test: Activated by turning on the printer while also holding down the Line Feed button on the control panel. Deactivated by turning the printer off.
- Power supply is built-in (plugs directly into the wall, 120V AC 1A)
  - Unconfirmed versions: 100V (Japan), 220V (Europe), 240V (UK)
- Power consumption, Operating: 55 watts
- Paper: Single sheets, up to 11.8 inches wide

- Sold separately: (Were any of these released?)
  - Pin-feed tractor feeder
  - Single-sheet feeder
  - Alternate daisy wheel: 12-pitch (12 cpi), 96 characters per line
- Ribbon: Silver Reed CF130, Olivetti ET201, ET221, Nu-Kote NK136
- Made in Japan

## 4.4) What were the Atari XTM201 and XTC201 Printers?

Introduced in January 1985, the **Atari XTM201 Printer** was a monochrome thermal printer that would accept single sheets of thermal paper or plain paper (Xerox 4024 or equivalent). It would have both ribbon-end and paper-out sensors, and the normal-density graphics mode would be Epson-compatible. Speed: 20 characters per second. The XTM201 never shipped, and no more than a handful of prototype units may exist.

Introduced in January 1985, the **Atari XTC201 Printer** was a color thermal printer, with support for monochrome (black) printing as well, that would accept single sheets of thermal paper or plain paper (Xerox 4024 or equivalent). It would have both ribbon-end and paper-out sensors, and the normal-density graphics mode would be Epson-compatible. Speed: 20 characters per second. The XTC201 never shipped, and no more than a handful of prototype units may exist.

## 4.5) What other printers were designed for my Atari?

This section should list all third-party printers that were designed with an Atari-specific interface.

These printers attach to the Atari via SIO, and are compatible with the P: device handler of the Atari OS.

### **Alphacom 42**

#### **+ Alphacom 42 Intelligent Interface Cable for Atari**

- Must be at end of SIO chain
- Thermal printer
- Friction feed
- 40 columns / 4 1/2" max paper width
- 80 cps / 2 lines per second
- 10 characters per inch (cpi)
- One line buffer
- Graphics and full ATASCII character set support

### **Alphacom 81 80-Column Printer (1983)**

#### **+ Alphacom 81 Intelligent Interface Cable for Atari**

- Must be at end of SIO chain
- Thermal printer
- Friction feed
- 80 columns / 8.75" max paper width
- 100 characters per second
- 10 cpi
- One line buffer
- Graphics and full ATASCII character set support

### **Comrex ComRiter CR-220AT Dot Matrix Printer (1985) (Comrex = Epson)**

- Seikosha GP-500AT (and Atari 1029) clone
- Connectivity: 2 Atari SIO ports for direct connection to Atari computers
- Dot matrix impact printer
- 80 columns, 50 cps
- 5x7 character set
- 5 or 10 cpi
- 6 or 9 lines per inch
- Standard and international character sets
- Graphics: 60 dots per inch (480 lines)

### **Epson HomeWriter-10 / GX-80**

#### **+ Printer Interface Cartridge (PIC or P.I.C.) for the Atari (Epson#8692 ?)**

- PIC emulates the Atari 1025 (no graphics)
- Dot matrix impact printer
- Draft quality printing at 100 cps and near letter quality at 16 cps

### **Epson Spectrum LX-90**

#### **+ Printer Interface Cartridge (PIC or P.I.C.) for the Atari (Epson#8692 ?)**

- PIC emulates the Atari 1025 (no graphics)  
(Printer's native graphics capabilities unavailable via Atari PIC)
- Dot matrix impact printer
- Draft quality printing at 100 cps and near letter quality at 16 cps

### **General Electric TXP-1000 / Letter Quality Printer (GE 3-8100) (GE 8100)**

#### **+ GE Model 3-8150A Interface for operating GE 3-8100 Printer with Atari and Commodore computers**

- Thermal printer (not dot matrix as reported in Antic June 1985)
  - 50 cps "draft" mode, 25 cps "normal" / "letter quality" mode
- <http://www.classiccomputer.de/com/getxp1000.jpg>

### **Okidata Okimate 10 Personal Color Printer + Plug 'n Print Interface for Atari**

- 2 Atari SIO ports for direct connection to Atari computers
- Thermal printer
- Single-sheet or tractor-feed paper
- 26 colors
- 240 words per minute

### **Seikosha GP-100AT Economical Printer (AT-100) (1983)**

- Marketed in the US by Axiom
- First Atari-specific 3<sup>rd</sup> party printer
- Built-in Atari interface, cable and connector; 2<sup>nd</sup> SIO port for daisy chain
- Dot matrix impact printer, 80 columns, 5x7 character set
- 50 cps (most units) or 30 cps (early units)
- Screen dump programs included
- Sold separately: GraphAX HiRes Dump (prints .MIC Micro-Painter files)

### **Seikosha GP-500AT**

- 2 Atari SIO ports for direct connection to Atari computers
- Dot matrix impact printer
- 80 columns, 50 cps
- 5x7 character set
- 5 or 10 cpi
- 6 or 9 lines per inch
- Standard and international character sets
- Graphics: 60 dots per inch (480 lines)
- Sold widely in Poland
- Also sold as the Comrex CR-220AT and as the Atari 1029

### **Seikosha GP-550AT Dual Mode Printer (AT-550)**

- Marketed in the US by Axiom
- Built-in Atari interface, cable and connector; 2<sup>nd</sup> SIO port for daisy chain
- Dot matrix impact printer
- Near letter quality and draft modes
- 86 cps (draft mode); 43 cps (nlq mode)
- Screen dump programs included
- Sold separately: GraphAX HiRes Dump (prints .MIC Micro-Painter files)

### **Seikosha GP-700AT Full Color Printer (AT-700)**

- Marketed in the US by Axiom
- Built-in Atari interface, cable and connector; 2<sup>nd</sup> SIO port for daisy chain
- Dot matrix impact printer
- Pin feed

- 4 hammer print heads, 4-color ribbon cartridge
- 25 colors
- 30 cps or 50 cps (different versions produced???)
- 5 cpi - 10 cpi
- One line buffer
- 80 columns / 9.5" max paper width
- Screen dump programs included
- Sold separately: GraphAX HiRes Dump (prints .MIC Micro-Painter files)

## 4.6) Can I use a Centronics or IBM parallel interface printer?

What is now known as IEEE 1284 originated as the "Parallel Interface Specification for Centronics Printers," a unidirectional 8 bit host-to-printer connection. This interface was introduced by Centronics Data Computer Corporation for a series of small serial-impact printers that began with 1970's Centronics Model 101. Centronics defined the interface timing and signals as well as the interface connector (at the printer), but not the host connector (at the computer). The Centronics parallel interface eventually became the primary interface used between most small computers and associated printers.

Even as Centronics themselves began utilizing alternative interface connectors on some of their own printers, the market success of 1980's Epson MX-80 helped the industry settle on Centronics' original choice of the 36-contact Amphenol 57-40360 (Micro-Ribbon brand) miniature-ribbon receptacle (female) as the standard interface connector found on parallel interface printers. The corresponding cable connector is the 36-contact Amphenol 57-30360 (Micro-Ribbon brand) miniature-ribbon plug (male). 36 contact miniature-ribbon connectors became known popularly as "Centronics" connectors; these are now known as the IEEE 1284-B Receptacle and Plug connectors.

IBM introduced the IBM PC in August 1981, with a Centronics-like Parallel Interface (with DB-25S connector), along with a series of Centronics-like parallel interface printers (with "Centronics" connector) starting with the IBM PC Graphics Printer (model 5152, a slightly-modified Epson MX-80). The Parallel Interface as implemented by IBM was compatible with a functional subset of the existing Centronics standard, but more complete implementations of the IBM and Centronics interfaces were not signal-compatible, and a new category of the "IBM" compatible printer was established. Market success of the IBM PC meant wide adoption of the IBM parallel interface standard. This included the DB-25S host connector, which is now also known as the IEEE 1284-A Receptacle.

Industry implementations of the Centronics/IBM parallel interface continued to vary until the 1994 publication and subsequent wide adoption of IEEE 1284, "IEEE Standard Signaling Method for a Bidirectional Parallel Peripheral Interface for Personal Computers." The current version is IEEE 1284-2000.

The 8-bit Atari computer does not include a Centronics parallel output interface, but one may be added to the system. Atari provided the 850 Interface, and later the XEP80 Interface, for this purpose. Many 3<sup>rd</sup> party interfaces and other devices provide compatible interfaces.

The following should be a complete list of devices for the Atari providing the system with a Centronics parallel printer host interface. Interfaces connect to the Atari via SIO unless otherwise specified, and are compatible with the Atari 850 Printer port unless otherwise specified. The interface connector type is given if known.

**72000 Centronics Printer Interface, by Stack Computer Services**

- SIO cable to 36 contact miniature-ribbon plug

**1050 Turbo (for Atari 1050), by Bernhard Engl for Gerald Engl Computertechnik**

- Optional Centronics parallel printer interface cable (connector type???)

**Addcom Electronics Printer Interface**

**Amdek AMDC-II disk drive - DA-15S**

- 2<sup>nd</sup> SIO port for daisy chain

**Ape-Face 48P, by Digital Devices - 36 contact miniature-ribbon plug**

- For the 400/800 (how is this???)

**Ape-Face XLP, by Digital Devices - 36 contact miniature-ribbon plug**

- For 400/800/XL/XE except 1200XL (draws power from SIO)

**Ape-Face 12XLP, by Digital Devices - 36 contact miniature-ribbon plug**

- Especially for 1200XL (uses external power supply)

**Ape-Face XLP-S, by Digital Devices - 36 contact miniature-ribbon plug**

- For 400/800/XL/XE except 1200XL (draws power from SIO)
- SIO port for daisy chain

**Astra The "One" disk drive - DA-15S**

- 2<sup>nd</sup> SIO port for daisy chain

**Astra 1001 disk drive - DA-15S**

- 2<sup>nd</sup> SIO port for daisy chain

**Atari 850 Interface Module - DA-15S**

- Detailed elsewhere in this FAQ list



### **Atari XEP80 Interface Module - DB-25S**

- Detailed elsewhere in this FAQ list
- Supplied with replacement P: device handler

### **ATR8000 by SWP**

- 16 KiB or 64 KiB RAM versions
- Printer port: 34 pin PCB edge
- Unit RAM can be used as a printer buffer
- 2<sup>nd</sup> SIO port for daisy chain

### **Black Box, by Computer Software Services (CSS)**

- Parallel device, with connectors for both PBI and Cartridge+ECl
  - PBI Connector: 50 pin header; ribbon cable to PBI interface included
  - Cartridge+ECl connector: standard PCB edge
- Parallel Printer Port: 34 pin PCB edge
  - Definable as any of P1: - P8:
  - 64 KiB Printer spooler using XE memory or optional BB memory
  - Text or Graphics printer dump of most screens
- Black Box Enhancer (upgrade for older units; included with newer units):
  - Enhanced screen dump function

### **Blackthorn Printer Interface - 36 contact miniature-ribbon plug**

- SIO port for daisy chain

### **California Microlink Corporation CMC Easy I/O (prototypes only?)**

- For 800 only: plugs into 800 third (rear) RAM slot

### **California Microlink Corporation CMC LP/800 (prototypes only?)**

- For 800 only: plugs into 800 third (rear) RAM slot

### **CARD?/AT, by Cardco - SIO cable to 36 contact miniature-ribbon plug**

### **Centronics Interface II, by Klaus Peters - 36 contact miniature-ribbon plug**

- Based on the Compy-Shop Centronics-Druckerinterface (?)

### **Compy-Shop Centronics-Druckerinterface - 36 contact miniature-ribbon plug**

### **FCC Interface, by FCC Systems - SIO cable to 36 contact miniature-ribbon plug**

### **Flop VD 40 F disk drive - DB-25S**

- 2<sup>nd</sup> SIO port for daisy chain

### **Graphix AT, by Xetec**

- SIO cable to interface with 36 contact miniature-ribbon plug
- Graphix mode (prints text and Atari ATASCII graphics) or transparent mode (prints text and passes control codes on to printer)
- Fully supported: Epson, Gemini, Okidata, Prowriter 8510/8023, Banana GX-100, Blue Chip Legend, Epson 132 column, daisy wheel (no graphics)

### **ICEPIC, by ICECo - joystick cable to 36 contact miniature-ribbon plug**

- Supplied with P: device handler, SIO simulator, and REBOOT program for software compatibility

### **Interfast-I, by Advanced Interface Devices (AID) - DA-15S**

- Programmable, can translate ATASCII or any character set into graphics

### **KPI (K-Products Interface)**

- Parallel device, connects to PBI
- Printer port: 40 pin PCB edge
  - Supplied with printer port software utilities

### **Macrotronics Parallel Printer Interface (see Analog#2p29)**

- Connects to controller jacks 3&4. Six versions:
  - Trendcom 100 / 200 A4P-1 for 400, or A8P-1 for 800
  - Centronics 730 / 737 A4P-2 for 400, or A8P-2 for 800
  - Centronics 36 Pin A4P-3 for 400, or A8P-3 for 800
- Does not use standard Atari OS P: device handler

### **Mega Speedy (for the Atari 1050), by Guus Assmann & Matthias Reichl, 2014**

- Optional Centronics interface, connector type same as 1050 Turbo

### **Micro MainFrame MF-1681 disk drive**

- Printer port with 4 KiB print buffer
- Print buffer optionally expandable to 38 KiB

### **MicroPrint, by Microbits Peripheral Products**

- SIO cable to 36 contact miniature-ribbon plug
- Later units produced by Supra

### **MPP-1100, by Microbits Peripheral Products - 36 contact miniature-ribbon plug**

- Connects to joystick port #3, NTSC 400/800 only, supplied with required replacement OS ROM chip for Atari OS REV. A/NTSC chip C012499

- Acknowledged software incompatibilities:
  - Monkey Wrench II from Eastern House Software
  - Zaxxon from Datasoft (early release versions)
- Sold separately:
  - MPP-1102 Adapter Cable (40-pin edge for Atari 825 or Centronics 737)
  - MPP-1104 REV. B Upgrade ROM set (for 400/800 with Atari OS REV. A/NTSC)

#### **MPP-1150, by Microbits Peripheral Products - 36 contact miniature-ribbon plug**

- SIO port for daisy chain
- Not for 1200XL (draws power from SIO)
- Later units produced by Supra

#### **MPP-1151, by Microbits Peripheral Products - 36 contact miniature-ribbon plug**

- SIO port for daisy chain
- Especially for 1200XL (uses external power supply)
- Later units produced by Supra

#### **Multi I/O board (MIO) by ICD**

- Parallel device, connects to PBI
  - ICD adapter for Cartridge+ECl provides two pass-through cartridge ports
- 256 KiB or 1 MiB RAM versions
- Printer port: DA-15S
  - Accessed as P1: or P2: with or without auto line feed
  - Use any amount of unit RAM as a printer spooler
    - Pause/Resume, Repeat Copies, Clear

#### **Multi I/O board (MIO) "new series" by Ken Jones / MEtalGuy66**

- Parallel device, connects to PBI
- 1 MiB RAM
- Printer port: DB-25S
  - Accessed as P1: or P2: with or without auto line feed
  - Use any amount of unit RAM as a printer spooler
    - Pause/Resume, Repeat Copies, Clear
- Available: <http://www.rasterline.com/>

#### **ParallAx-AT (AT-486), by Axiom - 36 contact miniature-ribbon plug**

##### **Percom AT88-S1PD**

- 34 pin header (2x17)
- 2<sup>nd</sup> SIO port for daisy chain

##### **Percom AT88-SPD**

- 34 pin header (2x17)
- 2<sup>nd</sup> SIO port for daisy chain

### **Portprint, by Computer Support**

- Connects to joystick ports of any XL/XE computer
- Replacement P: handler required

### **P:R: Connection, by ICD - DA-15S**

- SIO port for daisy chain

### **Printer Connection, by ICD - SIO cable to 36 contact miniature-ribbon plug Printerface, by W.E. Electronics**

- Connects to 1 joystick port on the Atari
- Shipped with P: driver on cassette

### **Rambit PPP - Parallel Printer Port - 36 contact miniature-ribbon plug**

- Connects to the Atari via PBI (600XL/800XL)

### **Spider disk drive - DA-15S and DB-25S dual printer ports**

- 2<sup>nd</sup> SIO port for daisy chain

### **Supra Hard Disk Interface, by Supra**

- Parallel device, connects to PBI
  - Sold separately: Supra XE-XL Buss adapter for Cartridge+ECI
    - Adapter includes pass-through cartridge port
- Printer port: 40 pin PCB edge
  - Supplied with printer port software utilities

### **TOMS 720C disk drive - DB-25S**

- 2<sup>nd</sup> SIO port for daisy chain

### **TOMS 720CR disk drive - DB-25S**

- 2<sup>nd</sup> SIO port for daisy chain

### **Trak AT-1 disk drive**

- 2<sup>nd</sup> SIO port for daisy chain
- Upgrade: 34 pin PCB edge printer port with 4 KiB buffer
  - Upgradable to 16 KiB

### **Trak AT-D1 disk drive - 34 pin PCB edge, 4 KiB print buffer**

- 2<sup>nd</sup> SIO port for daisy chain
- Upgrade: 16 KiB print buffer

**Trak AT-D2 disk drive - 34 pin PCB edge, 4 KiB print buffer**

- 2<sup>nd</sup> SIO port for daisy chain
- Upgrade: 16 KiB print buffer

**Trak AT-D4 disk drive - 34 pin PCB edge, 4 KiB print buffer**

- 2<sup>nd</sup> SIO port for daisy chain
- Upgrade: 16 KiB print buffer

**TurboPrint/A, by Telesys - 36 contact miniature-ribbon plug**

- Page formatting independent of software

**TurboPrint/GTA, by Telesys - 36 contact miniature-ribbon plug**

- Page formatting independent of software
- Prints Atari graphics characters
- Options: B16 16 KiB TurboBuffer or B32 32 KiB TurboBuffer

**U-Print Model A, by Digial Devices - 36 contact miniature-ribbon plug**

- SIO port for daisy chain
- Upgrade: 16 KiB buffer

**U-Print Model A16, by Digial Devices - 36 contact miniature-ribbon plug**

- SIO port for daisy chain
- 16 KiB buffer, Copy button, Reset (cancel) button
- Upgrade: to 32 KiB

**U-Print Model A64, by Digial Devices - 36 contact miniature-ribbon plug**

- SIO port for daisy chain
- 64 KiB buffer, Copy button, Reset (cancel) button

**WW Interface 72000 Atari/Centr, by Wiesemann, Wuppertal**

- SIO cable to 36 contact miniature-ribbon plug

Some of the most common Centronics type parallel interface printers used with the Atari included the Star Gemini 10X and SG-10, the C. Itoh ProWriter, and the Epson RX-80, FX-80, and MX-80.

## 4.7) How can my Atari utilize my other computer's printer?

### **ATARIBUS project by Dave Warker, 1982/1983**

A hardware interface design and CP/M software package that links an Atari computer to a CP/M compatible computer. Features (printing):

- Can intercept bus commands to the ATARI 'P:' or printer device and print them on the standard CP/M list device 'LST:'.
- Can switch the printer device to the CP/M console screen.
- Can strip off all the padded spaces after EOLs in printed data.

<http://www.filewatcher.com/m/ataribus.lbr.47616-0.html>

### **The Critical Connection, by USS Enterprises (Vincent Cate), 1983/1984**

A hardware interface and CP/M software package that links an Atari computer to CP/M compatible computers. Features (printing):

- Utilize the CP/M computer system's printer as an output device for the Atari

Two versions:

- The Critical Connection (original) for Atari 400/800 computers, 1983
- The Critical Connection XL for Atari XL/XE computers, 1984

### **SIO2PC, by Nick Kennedy, 1989/1998**

SIO2PC is a hardware & software package interfacing the 8-bit Atari to PC compatible computers (DOS). The hardware is known as an SIO2PC Cable. Software features (printing):

- Print-Thru captures Atari print-out and routes to PC's printer

<http://pages.suddenlink.net/wa5bdu/sio2pc.htm>

See another section of this FAQ list for a list of additional SIO2PC cable and interface designs and sources.

### **Atari Peripheral Emulator (APE), by Steven Tucker, 1995/2007**

Hardware component: APE Interface Cable (or SIO2PC cable)

Versions for DOS or Windows PC, software features (printing):

- Full emulation of the Atari 850 interface, allowing you to use your PC printer from any Atari application that can use the 850 interface.
- Can also print to a file on the PC.
- Print data conversion options: EOL conversion, ATASCII TAB conversion, strip from 8-bit to 7-bit data
- Full cooperation with real SIO devices

<http://www.atarimax.com/>

### **atariserver module of AtariSIO package, by Matthias Reichl, 2002-**

An SIO-server for Linux (like SIO2PC or APE for MSDOS-machines). Requires a 2.2, 2.4, 2.6 or 3.x series Linux kernel (with enabled module support) and a serial port with a 16550 or 16C950 compatible chip. Hardware: SIO2PC (except early two-chip design), 1050-2-PC, or APE ProSystem cable.

atariserver software features (printing):

- Can be fully controlled from the Atari
- Printer data can either be saved to a file or be sent to an external program (like lpr).
- ATASCII EOL character (155) conversion support: no conversion, LF, or CR+LF

<http://www.horus.com/~hias/atari/>

### **Sio2OSX, by Mark Grebe, 2006/2009**

Allows the Atari computer to use an OSX based Macintosh as a printer.

- Requires OS X 10.3.9 or higher, and a G4 or Intel processor or higher
- SIO2PC cable required
- USB serial adapter with complete RS232 hardware signal and driver support required.

o Recommended from USBGear: <http://www.usbgear.com/USBG-232MINI.html>

Corresponding drivers: <http://www.ftdichip.com/Drivers/VCP.htm>

<http://www.atarimac.com/sio2osx.php>

### **AspeQt - Atari Serial Peripheral Emulator for QT**

- Original AspeQt code up to version 0.6.0 Copyright 2009 by Fatih Ayguen
- Updates to AspeQt since v0.6.0 Copyright 2012- by Ray Ataergin
- MS Windows and Ubuntu versions
- Sold with the developer's SIO2PC/10502PC Dual-USB or SIO2PC-USB cables

<http://www.atari8warez.com/>

### **RespeQt, Atari Serial Peripheral Emulator for Qt, 2015- by Joseph Zatarski**

Based on AspeQt 1.0.0-preview7 by Fatih Ayguen and Ray Ataergin.

Emulates various Atari 8-bit peripherals like disk drives and printers via a SIO2PC cable.

- Printer emulation with preview and ATASCII support

*This page intentionally left blank*



# Chapter 5

# Modems & Networking

## 5.1) What are the Atari 830, 835, 1030, XM301, and SX212 Modems?

Thanks to Laurent Delsarte for some of the research and writing for this section.

A modem (MOdulator-DEModulator) is a device that modulates an analog carrier signal to encode digital information for transmittal, and also demodulates such a carrier signal to decode received transmitted information. The common example from the main time period of the 8-bit Atari computers is the voice band modem, otherwise known as a "dial-up modem" that turns the digital data of a personal computer into modulated electrical signals in the voice frequency range of a telephone channel. These signals can be transmitted over telephone lines and demodulated by another modem at the receiver side to recover the digital data. Thus, in this pre-Internet form of computer networking, any two computers may communicate with each other over a standard telephone line.

The first commercially successful modem was the Bell 103 from AT&T. While the AT&T Bell System maintained monopolistic control over the direct connection to its phone lines in the USA, third-party manufacturers could only offer "acoustic" modem configurations. Acoustic modems featured a cradle designed to fit snugly around the microphone and earpiece of a standard (of the time) Bell telephone handset. A standard Bell telephone was utilized for its microphone, speaker, and dialing capabilities. Such modems were designed to be interoperable with the Bell 103, which maintained its role as the effective industry standard.

Later "direct-connect" modems, led by the Hayes SmartModem, instead connected directly to the phone line. These modems contained their own microphones, speakers, and dialing capabilities controlled via software. The "Hayes command set" successfully established the industry standard for controlling modem features via computer software.

Most voice band modems have a pass-through line allowing a standard telephone to be physically connected to the line while the modem is also connected. However, voice and data cannot be transmitted at the same time over the same phone line (as is possible with newer telecommunication technologies such as ISDN and DSL). When online using a dial-up modem, before telephone services like voice mail were common, incoming callers would experience a "busy signal" as if someone was already talking on the line. This limitation was finally addressed in 2001 with the V.92 modem standard. V.92 includes a "Modem On Hold" capability, especially useful in combination with the phone company's "call waiting" and "caller ID on call waiting" features.

A wide variety of modulation and communication techniques can be successfully implemented over a standard telephone line. In order for two modems to communicate, they have to initially successfully negotiate the technical nature of the communications to be used between them. Connection characteristics include modulation technique ("frequency shift keying", "phase shift keying", etc.), operation mode (one-way "half duplex" or bi-directional "full duplex"), synchronization ("asynchronous" data without clock signal or "synchronous" data accompanied by separate clock signal), and bitrate (measured in bits per second). Early modem users had to become familiar with arcane settings such as these in order to establish successful modem to modem communications. In time, modem modulation standards were established and adopted by the industry, allowing for the details to largely become transparent

to the user. Newer modems would simply negotiate the fastest and most reliable connection possible between them, given the best capabilities of both modems.

Major modem modulation standards:

Standard	Year appeared	Top Bitrate	Baud (symbols per second)
Bell 103 modem	1962	300 bit/s	300 (V.21 precursor)
Bell 212A modem	1977	1,200 bit/s	600 (V.22 precursor)
V.22bis	1982	2,400 bit/s	600
V.32	1986	9,600 bit/s	2,400
V.32bis	1991	14,400 bit/s	2,400
AT&T V.32ter	1993	19,200 bit/s	3,200 ("V.32terbo"; V.34 precursor)
Rockwell V.FC	1993	28,800 bit/s	3,200 ("Fast Class"; V.34 precursor)
V.34	1994	28,800 bit/s	3,200
V.34	1996	33,600 bit/s	3,429 ("V.34 Plus" or "V.34bis")
US Robotics X2	1997	56,000 bit/s	8,000 (V.90 precursor)
Rockwell K56flex	1997	56,000 bit/s	8,000 (V.90 precursor)
V.90	1998	56,000 bit/s	8,000
V.92	2001	56,000 bit/s	8,000

At the time, it was very common for modem speed bit rates to be incorrectly referred to as "baud" rates. Other than the early 300 bit/s / 300 baud modulation standard this was never correct usage of the term. Baud always meant "symbols per second" rather than "bits per second."

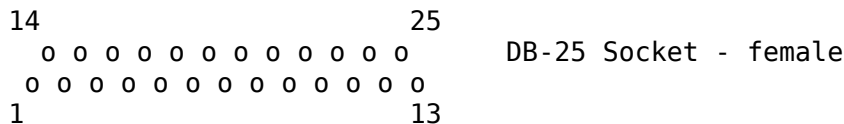
Two additional important modem standards emerged in 1990: V.42 error control and V.42bis data compression. V.42 and V.42bis were implemented in some later V.22bis and V.32 modems, and probably in all modems supporting V.32bis and up. V.92 modems, which appeared in 2001, support V.44 data compression, an improvement over V.42bis compression.

In the early 1980s popular early commercial online services reached via dial-up modem included CompuServe Information Service, Dow Jones Information Service, and The Source. In addition to CompuServe, later online services popular with Atari users included Delphi and GEnie. Modem users would also dial in to mainframe computer systems at universities, or they would log in to privately-operated Bulletin Board Systems running on other personal computers. As long-distance telephone services were billed by the minute, telephone bill expenses were an important consideration.

Atari produced several modems for use with the 8-bit Atari computers. Each Atari brand modem supports US modulation communication standards only; Atari did not market their modems in Europe.

## 5.1.1) Atari 830 Acoustic Modem

- Also included, boxed, in the Communicator kit CX484
- Type: Acoustic, frequency shift keying (FSK)
- Speed: Up to 300 baud
- Compatibility: Bell 103/113 modem compatible (US industry standard)
- Requires Atari 850 Interface Module or equivalent to connect to the Atari computer
- Connectivity: RS-232-C serial
  - Pinout:



2.	XMT Transmit Data	(Input to modem)
3.	RCV Receive Data	(Output from modem)
5.	CTS Clear to Send	(Output from modem)
6.	DSR Data Set Ready	(Output from modem)
7.	n/a Signal Ground	(Common)
8.	CRX Carrier Detect	(Output from modem)

- Shipped with an Atari CX87 Modem Cable (830 to 850 serial)
- Made in USA for Atari by Novation, based on the Novation CAT modem
- Top: Ready and Power LED indicator lights
- Side (left-to-right):
  - "O / OFF / A" switch: Originate mode / Power Off / Answer mode
  - Power input jack
  - "F / TST / H" switch: Full duplex mode / Test mode / Half duplex mode
  - Serial port
- Transmitter frequencies
  - Originate: mark, 1,270 Hz; space 1,070 Hz
  - Answer: mark, 2,225 Hz; space 2,025 Hz
- Receive frequencies
  - Originate: mark, 2,225 Hz; space 2,025 Hz
  - Answer: mark, 1,270 Hz; space 1,070 Hz
- Receive sensitivity: -45dBm
- Power: Uses an external power supply that delivers 20V AC @ 400mA, such as the Atari #CA016751-01 / Novation 901017 or equivalent.  
NOTE: Atari product catalogs variously list the minimum power rating for the 830 at 7 watts or 18 watts)  
NOTE: Both the 830 box and the 850 Interface Technical Manual indicate that the 830 requires:
  - Input: 117V AC (4 watts)
  - Output: 24V AC @ 150mAIs there an Atari-branded supply like this????

- Manuals:
  - Atari 850 Interface Module Operator's Manual C015953 REV. 1 1980 (preliminary version shipped with earlier/most 850 units; 102 pages)
    - See Appendix 13: Atari 830 Modem, pages 97-102
  - Atari 850 Interface Module Operator's Manual C017651 REV. B 1982 (15 p.)
    - Contains instructions for both the 850 interface and the 830 Modem

### 5.1.2) Atari 835 Direct-Connect Modem

- Sold only as part of the Communicator II kit CX488
- Type: Direct-connect modem
- Speed: up to 300 baud
- Compatibility: Bell 103/113 modem compatible (US industry standard)
- Connectivity: 2 Atari SIO ports for direct connection to Atari computers
  - Line jack (RJ11C standard)
  - Telephone jack (RJ11C standard)
- Intel 8048 microcontroller, C060549
- The 835 communicates with the computer using the normal SIO protocol at a rate of 300 baud. (Field Service Manual p.1-2)
- Texas Instruments TMS99532 frequency-shift keying (FSK) modem chip, FC100279
- Made in USA for Atari by Racal-Vadic
- No speaker, but telephone sound can be routed to the computer audio output
- Pulse dialing only
- Power: external power supply that delivers 20V AC @ 330mA, such as the Atari #C060479 or equivalent  
NOTE: Atari product catalogs list the minimum power rating for the 835 at 18 watts, but Atari's own power supply is only rated for 9 watts)
- Technical manual: Atari 835 Direct Connect Modem Field Service Manual FD100268

### 5.1.3) Atari 1030 Direct-Connect Modem

- Speed: up to 300 baud
- Compatibility: Bell 103/113 modem compatible (US industry standard)
- Connectivity: 2 Atari SIO ports for direct connection to Atari computers
  - Shipped with SIO cable CA014122 (3-foot; 91.5 cm)
  - Modular Telephone Jack (RJ11C standard)
  - Built-in telephone connector cable - for standard RJ11 jack on telephone
- The 1030 uses a non-standard protocol for communication commands on the SIO bus. When a connection is active, the computer and the modem exchange data directly on the bus at 300 baud, without using [SIO] command or data frames. (Altirra manual p.162)
- Made in USA; modem electronics by Penril
- Communications are possible with both originate-only and answer-only modems

- Built-in ModemLink telecommunications software
  - Bootstrap without disk drive – With no powered disk drive #1 present, ModemLink (with integrated T: modem device handler) loads from the ROM of a powered 1030 into computer RAM on system startup. (The 1030 masquerades as disk drive #1, responding to the Atari OS attempt to boot from disk.) An extended beep is emitted through the computer's audio signal as the program is loaded, then ModemLink runs.
  - The T: handler can also be loaded from 1030 ROM into computer RAM later; many alternatives to the 1030 ROM T: handler exist as well. Please see a separate section of this FAQ list regarding R: and T: modem device handlers for the 1030 for more details.
- Controls, software selectable:
  - Full and Half duplex operation
  - Pulse or Tone dialing
    - Tones for tone dialing are generated by the computer and reach the 1030 via the SIO sound INPUT line (thanks to audio noise/leakage)
      - Tone dialing not available on the 400 (Owner's Guide page 7)
  - Memory buffer on/off
  - Printer on/off
- Box sticker: "Free Time Offer Enclosed: Dow Jones News/Retrieval Service" Shipped with CompuServe IntroPak as well
- Receive sensitivity: -43dBm
- Indicators:
  - Power ON/OFF
  - On-line (carrier detect) LEDs
- Power: external power supply that delivers 9V AC @ 5.4mA, such as Atari #C062195 or equivalent
- Manual: The Atari 1030 Modem with ModemLink Telecommunications Program Owner's Guide C061798 (1983)
- 1030 Designers: John Curran, Ken Fowkes, Sherwin Gooch (project director), Joe Miller (Joseph B. Miller III), Songly Mu, Bernie Poggi, Mark Rustad, Phil Schug, Dennis Smith, Jose A. Valdes, Vincent H. Wu
  - Tone Dialer:
    - Original version by: J. W. Tittsler, Feb. 1983
    - Final version by: M. D. Rustad, May, 1983
    - Modified by: Joe Miller (Joseph B. Miller III), August, 1983

## 5.1.4) Atari XM301 Modem

- Type: Direct-connect modem
- Speed: up to 300 baud
- Compatibility: Bell 103/113 modem compatible (US industry standard)
- Incompatibilities: Cannot be used with an Atari 1200XL (see Power, below). The manual reads "You cannot use the XM301 modem with an Atari 1200XL computer unless it has been modified. Contact your local Atari service center for information on modifying your 1200XL computer."
- Additional hardware requirement: (none)
- Connectivity: Built-in SIO cable - must end SIO daisy chain
  - Modular Telephone Jack (RJ11C standard)

- Software-compatible with the Atari 1030.
- Key engineer/designer: Jose A. Valdes at Atari
- Made in Taiwan
- No speaker, but telephone sound can be routed to the computer audio output
- Auto-dial and auto-answer capabilities
- Dialing capabilities: Tone and pulse (rotary) dialing
- Shipped with XE Term Communications Program disk (DX5076)
  - Developed by Russ Wetmore for Atari
- Box sticker: "Free Inside/Special Offer: Money Saving Values from the Source, CompuServe, Dow Jones News/Retrieval Service, Knowledge-Index, and the Official Airline Guide."
- Transmitter frequency
  - Originate: Mark 1,270 Hz  $\pm$  0.5%; Space 1,070 Hz  $\pm$  0.5%
  - Answer: Mark 2,225 Hz  $\pm$  0.5%; Space 2,025 Hz  $\pm$  0.5%
- Transmit level: -9.0dBm to -16dBm
- Receiver frequency
  - Originate: Mark 2,225 Hz  $\pm$  30 Hz; Space 2,025 Hz  $\pm$  30 Hz
  - Answer: Mark 1,270 Hz  $\pm$  20 Hz; Space 1,070 Hz  $\pm$  20 Hz
- Sensitivity: -13dBm to -46dBm
- Carrier detect threshold
  - On: -44dBm
  - Off: -45dBm
- Bit error rate: No more than 1 in 10E5 bits
- Power: 5V @ 60mA, drawn from SIO pin 10 (+5V/Ready)
- Manual: Atari XM301 Modem Owner's Manual C026119 (1985)

### 5.1.5 Atari SX212 Modem

- Type: Direct-connect modem
- Speed: 75-300 and up to 1,200 bit/s
- Compatibility: Bell 103/113/212A modem compatible (US industry standards)
  - Hayes command set compatible
- Connectivity:
  - Atari SIO (must be at end of of SIO chain)
    - Uses SIO Motor Control; only one such device can be attached to the system at a time.
  - DB-25S RS-232 serial
  - Telephone Line Jack (RJ11C standard)
- Key engineer/designer: Jose A. Valdes at Atari
- Made in Taiwan
- Built-in speaker with adjustable volume for call monitoring
- Auto-dial and auto-answer capabilities
- Operation: Full duplex and half duplex
- Dialing capabilities: Tone and pulse (rotary) dialing
- Carrier frequencies
  - 1,200 bit/s; Originate; Transmit 1,200 Hz, Receive 2,400 Hz
  - 1,200 bit/s; Answer; Transmit 2,400 Hz, Receive 1,200 Hz
  - 75-300 baud; Originate; Mark 1,270 Hz, Space 1,070 Hz

- 75-300 baud; Answer; Mark 2,225 Hz, Space 2,025 Hz
- Receive signal frequency tolerance:  $\pm 7$  Hz
- Bit error rate: Less than 1 in  $10^5$  bits for signal-to-noise ratio of 8dB with 300 Hz to 3,400 Hz Gaussian noise over a receive level range of -10dBm to -35dBm
- Loss of carrier: Disconnects automatically in  $1 \pm 1$  second after loss of carrier
- Command buffer: 40-character command buffer
- Receiver sensitivity: -40dBm
- Transmit level: -9dBm
- SX Express! sold separately (DX5089)
  - Package includes Program Disk, User's Manual, SIO cable CA014122 (3-foot; 91.5 cm)
  - SX Express! Program Disk (DX5089) includes:

Program	Description
DOS.SYS	DOS 2.5 File Management Subsystem (FMS)
DUP.SYS	DOS 2.5 Disk Utility Package (DUP)
AUTORUN.SYS	SX Express! Ver. 3.00 by Keith Ledbetter
RAMDISK.COM	Sets up DOS 2.5 RAM drive for 130XE banked memory
HANDLER.OBJ	R: device handler (by Paul Swanson)
HANDLER.DOC	SX212 Modem Handler Technical Description

- Power: External 500mA 9V DC (center positive). Shipped with Atari C016353.
- Manual: Atari SX212 Modem Owner's manual C070878 C033506 (1987)

## 5.2) What other modems can I use with my Atari?

Some third-party modems were marketed for use with the Atari 8-bit computers. All of these are direct-connect modems (plug directly into the phone line) unless stated otherwise.

### Microconnection A1, by The Microperipheral Corp. (1981)

- 300 bit/s, Bell 103 compatible
- Requires 850 interface, Atari cable included (Atari CX87 equivalent)
- Software included: Tariterm (both cassette and disk, version 1.1, 9/15/81)
- Sold separately:
  - TSMART (cassette)
  - Auto-Dial/Auto-Answer upgrade (pulse dialing, not touch tone)

### Microconnection A1A, by The Microperipheral Corp. (1981)

- 300 bit/s, Bell 103 compatible
- Auto-Dial (pulse dialing, not touch tone) / Auto-Answer
- Requires 850 interface, Atari cable included (Atari CX87 equivalent)
- Software included: Tariterm (both cassette and disk, version 1.1, 9/15/81)
- Sold separately: TSMART (cassette)



### **Microconnection A2, by The Microperipheral Corp. (1981)**

- 300 bit/s, Bell 103 compatible
- (No Auto-Dial, no Auto-Answer)
- RS-232 serial printer port included
- Connects via SIO, must be at end of SIO chain. Not a smart SIO device.
- Software included: Tariterm (both cassette and disk, version 1.1, 1981-09-15)
- Sold separately:
  - Typer-A (M: serial printer device handler on cassette)
  - TSMART (cassette)
  - Auto-Dial/Auto-Answer upgrade (pulse dialing, not touch tone)

### **Microconnection A2A, by The Microperipheral Corp. (1981)**

- 300 bit/s, Bell 103 compatible
- Auto-Dial (pulse dialing, not touch tone) / Auto-Answer
- RS-232 serial printer port included
- Connects via SIO, must be at end of SIO chain. Not a smart SIO device.
- Software included: Tariterm (both cassette and disk, version 1.1, 1981-09-15)
- Sold separately:
  - Typer-A (M: serial printer device handler on cassette)
  - TSMART (cassette)

### **AutoPrint Microconnection, by The Microperipheral Corp. (1983)**

- For Atari or Commodore computers
- 300 bit/s, Bell 103 compatible
- Auto-dial / auto-answer
- Printer port - "Centronics" parallel output interface
- Hardware ability to route incoming modem text directly to printer port
- Connects via SIO, must be at end of SIO chain.
- Terminal software listings provided in the user manual. Sold separately:
  - TSMART (cassette)

### **RS-Coupler 9201, by International Quartz Limited (Interquartz) (1983?)**

- Acoustic Modem
- 300 bit/s, CCITT V.21
- Originate / Answer
- Requires 850 interface
- Software listings for: IBM PC, Apple II, Atari 800, TI 99/4A, Commodore 64  
<http://preview.tinyurl.com/pgdcgdn>

### **Signalman Mark II Atari, by Anchor Automation (1983)**

- Model 300-232 09M
- 300 bit/s, Bell 103 compatible
- Auto-dial (no auto-answer?)
- Requires 850 interface, Atari cable built-in (Atari CX87 equivalent)

### **Volksmodem VM1, by Anchor Automation (1983)**

- 300 bit/s, Bell 103 compatible
- (no auto-dial, no auto-answer)
- Voice/data switch, full duplex/half-duplex switch
- Draws its power from the telephone line, with nine-volt battery backup
- Sold separately:
  - C Cable, requires 850 interface (Atari CX87 equivalent)
  - F Cable (1984), connects to Atari joystick port #2
    - Shipped with cassette based terminal software (what software????)
    - Uses MPP-1000C/MPP-1000E/300AT modem driver software

### **Pocket Modem, by BOT Engineering**

- 300 baud
- Auto-answer
- Connects directly to SIO
  - Uses SIO Motor Control; only one such device can be attached to the system at a time.
- Pocket Modem cartridge, "Intelligent Terminal Software © 1984" contains:
  - Pocket Modem Software Ver 2.08 By ADCM Systems © Copyright 1984

### **MPP-1000, by Microbits Peripheral Products (1982)**

- Same as: Anchor Automation Signalman 300-232 09F
- 300 bit/s, Bell 103 compatible
- (no Auto answer / no Auto dial)
- Connects to joystick port #4 (400/800 only)
- Smart Terminal tape/disk both included

### **MPP-1000C, by Microbits Peripheral Products (1983)**

- Same as: Anchor Automation Signalman Auto300-232
- 300 bit/s, Bell 103 compatible
- Auto answer / Auto dial
- Connects to joystick port
- Smart Terminal cartridge
- CompuServe DemoPak

### **MPP-1000E, by Microbits Peripheral Products (MPP) (1985)**

- Later units sold/supported by Supra
- 300 bit/s, Bell 103 compatible
- Auto answer / Auto dial
- Connects to joystick port
- Smart Terminal cartridge
- CompuServe DemoPak

### **300AT, by Supra (1986)**

- Supra-branded replacement for the identical MPP 1000E
- 300 bit/s, Bell 103 compatible
- Auto answer / Auto dial
- Connects to joystick port
- Smart Terminal disk
- CompuServe DemoPak and Delphi membership

### **1200AT, by Supra (1987)**

- Same as: E+E DataComm Avatex 1200
- Low Speed Mode: 0-300 bit/s, binary, serial, asynchronous, Bell 103 compatible
- High Speed Mode: 1,200 bit/s character-asynchronous, Bell 212A compatible
- Command Set: 8 Hayes "AT" commands (other options fixed or not needed)
- Auto-answer / Auto dial (tone or pulse)
- (No speaker)
- Connects to SIO
- Smart Terminal disk
- CompuServe DemoPak and Delphi membership

### **SupraModem 2400AT, by Supra (1988)**

- Asynchronous operation at 300, 1,200, or 2,400 bit/s
- Compatibilities: Bell 103, Bell 212A, V.22, V.22bis
- Hayes "AT" command compatible (100%)
- Auto-answer
- Auto dial (tone or pulse)
- Speaker built-in
- Connects to SIO via included SupraVerter interface
- Smart Terminal disk

Beyond the above modem models, most any industry standard (of the time) external RS-232-C serial modem can work well with the Atari. These were commonly sold for PCs for many years. The Hayes Smartmodem more or less defined the market for these, initially. Normally modems featured a DB-25S connector for interfacing to the computer.

The original, most common, and most trouble-free way to use such a modem with the Atari is to attach it to the #1 RS-232-C serial port (DE-9S) of the Atari 850 Interface Module or equivalent, using an Atari CX87 Modem Cable or equivalent (DE-9P to DB-25P). Note that the standard "modem cable" used with PCs of the era was DE-9S to DB-25P. Such a cable combined with a simple DE-9 P-P gender converter creates the equivalent of the Atari CX87 Modem Cable.

A less common way to connect a standard external modem with DB-25S connector to the Atari is to connect it to the Atari SIO port via an R-Verter Serial Bus Modem Adapter (Atari SIO to DB-25P) by Advanced Interface Devices (A.I.D.), later sold as the SupraVerter by Supra, or equivalent.

- The R-Verter uses SIO Motor Control; only one such device can be attached to the system at a time.

The Datatari serial interface cable by Miracle Technology (UK) Limited, later produced by Gralin International, is very similar to the R-Verter/SupraVerter.

- The Datatari uses SIO Motor Control; only one such device can be attached to the system at a time. (inferred from Multi-Viewterm User Guide p7)

Note that the top modem bitrate that can be utilized by the Atari, under ideal circumstances, is 19,200 bit/s. Modems capable of faster bitrates work fine, they just can't be operated at their full speeds.

Later external modems designed for newer PCs connected to a USB port on the PC instead of the standard DE-9P serial port found on earlier PCs.

## 5.3) What should I know about using fast modems with the Atari?

While Atari never marketed a modem faster than the 1,200 bit/s SX212, the Atari is capable of supporting modem bitrates of up to 19,200 bit/s, depending upon circumstances described here.

Several factors come into play in using modems faster than 2,400 bit/s with the Atari.

Firstly, the top bitrate supported by a given software application on the Atari can be the determinative limiting factor. Many programs on the Atari may not support, or may not be able to keep up with, bitrates greater than 1,200 bit/s or 2,400 bit/s.

Assuming the use of an Atari program that supports higher speeds, it will be useful to have an understanding of data flow control. Here is a definition of flow control from:

<http://preview.tinyurl.com/p8muzmp>

Often, one modem in a connection is capable of sending data much faster than the other can receive. Flow control allows the receiving modem to tell the other to pause while it catches up. Flow control exists as either software (XON/XOFF) flow control, or hardware (RTS/CTS) flow control. With software flow control, when a modem needs to tell the other to pause, it sends a certain character, usually Control-S. When it is ready to resume, it sends a different character, such as Control-Q. Software flow control's only advantage is that it can use a serial cable with only three wires. Since software flow control regulates transmissions by sending certain characters, line noise could generate the character commanding a pause, thus hanging the transfer until the proper character (such as Control-Q) is sent. Also, binary files must never be sent using software flow control, as binary files can contain the control characters. Hardware, or RTS/CTS, flow control uses wires in the modem cable or, in the case of internal modems, hardware in the modem. This is faster and much more reliable than software flow control.

Some/older 2,400 bit/s modems, and probably all modems with 9,600 bit/s speed capabilities and up, normally use V.42 standard error correction and V.42bis standard data compression. Subjectively, V.42/V.42bis are nice at 2,400 bit/s, important at 9,600 bit/s, and essential at any speeds beyond 9,600 bit/s.

V.42bis requires hardware flow control (and V.42 error correction). But with Atari equipment (except the MIO and Black Box) hardware flow control is not supported so V.42bis cannot be used and should be disabled. Standard Hayes modem command to disable V.42bis data compression: AT&C0

While V.42 error correction can technically work with either software or hardware flow control, for reasons described above it is typically only used when hardware flow control is available. Since Atari equipment (except the MIO and Black Box) does not support hardware flow control, V.42 should generally be disabled. Standard Hayes modem command to disable V.42 error correction: AT&K0

Note that disabling V.42 also has the effect of disabling V.42bis.

Finally, hardware ports on the Atari have their inherent top bitrate limits. The serial ports of the Atari 850, for example, support a top bitrate of 9,600 bit/s. Other modem interfaces for the Atari may support bitrates of up to 19,200 bit/s.

Clay Halliwell offers a tip on achieving 9,600 bit/s through the 850 Interface:  
On 11 Feb 1996, Marc G. Frank said:

I'm having problems getting a modem attached to my Atari 850 to communicate at 9,600 baud. When I set my communications program to 2,400 baud, everything works fine. However, when I set it to 9,600 baud, the modem echoes my characters but doesn't act on them.

The problem with the 850 is that some of them (like mine) don't produce a PERFECT 9,600 baud signal. As a result, modems can't train on it, and while they will echo characters back, for some nitpicky reason they won't pick up on the "AT" attention code.

The solution is to do all your dialing at 2,400 baud, but set the S37 register to force the modem to try to connect at 9,600. Then switch your Atari to 9,600 after connecting.

## 5.4) Can I put together a local area network of Atari computers?

### **Supra MicroNet (developed by MPP, released by Supra) (1985)**

Share one SIO chain of peripherals (printers, disk drives, modems) among up to 8 computers. When one computer accesses a peripheral device, the entire bus is occupied so that the other computers on the "network" must wait. The bus is freed five seconds after a computer finishes interacting with the peripheral. Shipped with modified Atari DOS 2.5 to support busy disk retry. For sharing a printer, a printer buffer such as the MPP/Supra MicroStuffer for each computer is recommended. Reviewed:

<http://www.atarimagazines.com/v4n10/productreviews.html>

### **CSS Deluxe Quintopus (1989)**

Can be used to "share" up to 4 SIO device chains between two computers. Unit includes 2 switched SIO ports and 4 unswitched SIO ports. Two computers can be connected to the two switched ports, but in this scenario only one of the switched ports can be switched on at a time.

<http://www.nleaudio.com/css/products/quintopus.htm>

(The standard Quintopus is identical except with only unswitched ports.)

### **CSS Multiplexer ("MUX") (1989?)**

Description from the CSS online catalog:

The Multiplexer is a collection of cartridge interface boards that allow up to 8 Ataris to read and write to the same drives (typically a hard disk), access the same printer(s), and talk to each other. It is the first practical networking system for the Atari 8-bit computer.

One "master" computer (any 8-bit) is equipped with the master Multiplexer interface. Then up to 8 "slave" computers hook up to this master, each having their own slave interface. The slave interface consists of a cartridge that plugs into the cartridge port. It has its own socket on the top so you can use whatever cartridges you desire with the system.

The "common" peripherals (things that are to be shared) are connected to the master. On each slave, all disk and printer I/O is routed through the master so no extra disk drives are needed. The master computer can be configured in any manner you wish. You may have certain peripherals local to the slave or routed to a different number on the master. Note that serial ports (R: RS-232 interfaces) are not multiplexed. All slaves are independent and do not need to have the same program running on them.

<http://www.nleaudio.com/css/products/multiplexer.htm>

### **GameLink and GameLink-II**

Two hardware designs by Chuck Steinman of DataQue support the linking of two or more Atari computers. Each supports multiple user head-to-head gaming where each player uses a separate computer (each with separate TV/monitor).

(GameLink and GameLink-II descriptions by Andreas Koch)

- **GameLink:** This hardware was developed in 1989/90. It links two computers together via the joystick ports. It is limited to a maximum of 2 computers and thus 2 or 6 players,

meaning one free port per XL/XE computer and 3 free ports per 400/800 computer. However, the few existing games for this hardware merely support 2 players.

- **GameLink-II:** This hardware was developed in 1991/92. It links 2 to 8 computers together via the SIO ports. One computer will then act as the master and has to boot up the software (from tape, disk, hard disk, etc.) first. Then all other "slave" computers connect to it and boot off of this master computer (one after another of course). In Europe we call this device "Multilink", mostly because of the games written by Bewesoft (Jiri Bernasek) called Multi-Dash, Multi-Race, Multi-Worms. A two computer network can easily be done with one SIO cable, just open the end of the SIO cable and exchange cables number 3 and 5. You now have an easy two computer (2-4 players) network cable.

For some available software for hardware such as GameLink and GameLink-II please another section of this FAQ list, "What programs support Atari computer networking?"

### **AT-Link (Alphasys)**

Arianne Slaager writes:

I was actually surprised to read about the GameLink, as I made a similar cable myself, called the AT-Link. This cable could also be used to communicate with Commodore 64 computers, and I made driver software for both systems at the time. There were 2 drivers. One as relocatable machine code, and another as device driver. Also in the package was a 2 player Battleships type game where Side A had the Atari version, and Side B the Commodore 64 version.

...wasn't more than two old joystick cables in a crosslink configuration, (Pin 1 and 2 linked to pin 3 and 4 of the other cable respectively)

### **EightLink (Alphasys)**

Arianne Slaager writes:

I also made a special high speed Atari to Atari cable, called the EightLink. This one was cartridge based system, with a PIA inside, which boasted a 8 bit bidirectional, parallel databus, and a 4 bit crosslinked control bus. Transfer speeds were such that two Ataris on opposite ends of a large hall could transfer disk data faster than it could be read or written. The actual cable connecting the two was a ribbon cable with 33 leads, alternating ground and a dataline across the width to minimize crossover disruption of data. Also for this link system, I made drivers both in relocatable code, as well as a device driver.

### **Automatisches 2-Rechnerinterface = Automatic 2-Computer Interface (A2RI)**

© 1994 by Thomas Grasel for the ABBUC Regionalgruppe Frankfurt / Main (RAF) Share one SIO chain of peripherals (printers, disk drives, modems) between two computers. When one computer accesses a peripheral device, the entire bus is occupied so that the other computer must wait. The bus is freed about one second after a computer finishes interacting with the peripheral.

[https://www.mathyvannisselroy.nl/2r\\_bauan.PDF](https://www.mathyvannisselroy.nl/2r_bauan.PDF)

*This page intentionally left blank*



# Chapter 6

# Interfaces, hardware upgrades & accessories

## 6.1) Interfaces

### 6.1.1) What is the Atari 850 Interface Module?

While the Atari's SIO and controller ports did not conform to established industry standards, Atari produced the 850 Interface Module to provide access to devices complying with two important interface standards of the time, RS-232-C serial and Centronics parallel.

#### RS-232-C Serial Interface

The Electronic Industries Association (EIA) introduced the RS-232 standard, entitled "Interface Between Data Terminal Equipment (DTE) and Data Circuit-Terminating Equipment (DCE) Employing Serial Binary Data Interchange," in 1960 in an effort to standardize the interface between DTE (usually a terminal or a computer emulating a terminal) and DCE (usually a modem). Although emphasis then was placed on interfacing between a modem unit and DTE, other applications for the standard gained popularity. Early versions of the EIA 232 standard included RS-232 (1960), RS-232-A (1963), and RS-232-B (1965).

From 1969-1987, including most of the time of the 8-bit Atari, the standard was formally known as EIA RS-232-C. Revisions since then have included EIA-232-D (1987), EIA/TIA-232-E (1991), and the current version from the Telecommunications Industry Association, EIA/TIA-232-F (1997), known as of 2011 as TIA-232-F. Especially in the 1980s, 232 was widely adopted for low-cost serial connections between the DTE and peripherals such as an external modem, mouse, plotter, printer, scanner, digitizer, track ball, and myriad others. In more recent years TIA-232-F has essentially been supplanted by USB. In keeping with the context of the time period, this FAQ will normally refer to the 232 standard as RS-232-C.

The **Atari 850 interface** provides the system with:

- Four serial interface ports (RS-232-C)
- One 8-bit parallel output interface port (Centronics)

Serial interface port key features:

- The 850 functions as RS-232-C Data Terminal Equipment (DTE).
- RS-232-C Circuits (signaling lines):

	(Send / Out)			(Receive / In)			
Port 1:	XMT	DTR	RTS	RCV	DSR	CTS	CRX
Port 2:	XMT	DTR		RCV	DSR		
Port 3:	XMT	DTR		RCV	DSR		
Port 4:	XMT			RCV			

- Port 4 primarily serves as a 20 mA current loop interface, supporting 20 mA current loop peripherals such as a teletype machine.
- Baud rates:

45	.5	bit/s	These baud rates are useful for communications with Baudot teletypes, for RTTY (radioteletype) applications. They are more commonly referred to as 60, 67, and 75 words per minute.
50		bit/s	
56	.875	bit/s	
75		bit/s	This baud rate is sometimes used for ASCII communications, and may also be used for 5-bit Baudot RTTY. The latter is commonly referred to as 100 words per minute.
110		bit/s	
134	.5	bit/s	
150		bit/s	
300		bit/s	
600		bit/s	
1,200		bit/s	
1,800		bit/s	
2,400		bit/s	
4,800		bit/s	
9,600		bit/s	

The Atari Operating System does not include a resident device handler for the serial ports of the 850, but the 850 contains an R: handler, supporting devices R1: through R4:, in its ROM.

- Bootstrap without disk drive – With no powered disk drive #1 present, the R: handler loads from the ROM of a powered 850 into computer RAM on system startup. (The 850 masquerades as disk drive #1, responding to the Atari OS attempt to boot from disk.) An extended beep is emitted through the computer's audio signal as the handler is loaded.
- Bootstrap with disk drive – The R: handler can be loaded from the 850 ROM as part of a Disk Boot. (Atari DOS 2.0S, DOS 3, DOS 2.5, and DOS XE include provisions for this.)
- The R: handler can be loaded from the 850 ROM by software after system boot.

Many alternatives to the 850 ROM R: handler have been developed. Please see a separate section of this FAQ list regarding R: and T: device handlers for the 850 for more details.

The Atari Operating System's resident P: Printer device handler supports the parallel output interface port of the 850.

- 400/800 OS: Responds to P: and ignores any device number
- XL OS: Responds to P:, P1:, and P2:

## Pinouts

Serial Interface Port 1 (DE-9 Socket - female):

		<b>1.</b>	DTR Data Terminal Ready	(Out)
		<b>2.</b>	CRX Carrier Detect	(In)
5	1	<b>3.</b>	XMT Send Data	(Out)
0	0	<b>4.</b>	RCV Receive Data	(In)
0	0	<b>5.</b>	Signal Ground	
0	0	<b>6.</b>	DSR Data Set Ready	(In)
9	6	<b>7.</b>	RTS Request to Send	(Out)
		<b>8.</b>	CTS Clear to Send	(In)

Serial Interface Port 2 (DE-9 Socket - female):

		<b>1.</b>	DTR Data Terminal Ready	(Out)
		<b>3.</b>	XMT Send Data	(Out)
5	1	<b>4.</b>	RCV Receive Data	(In)
0	0	<b>5.</b>	Signal Ground	
0	0	<b>6.</b>	DSR Data Set Ready	(In)
9	6			

Serial Interface Port 3 (DE-9 Socket - female):

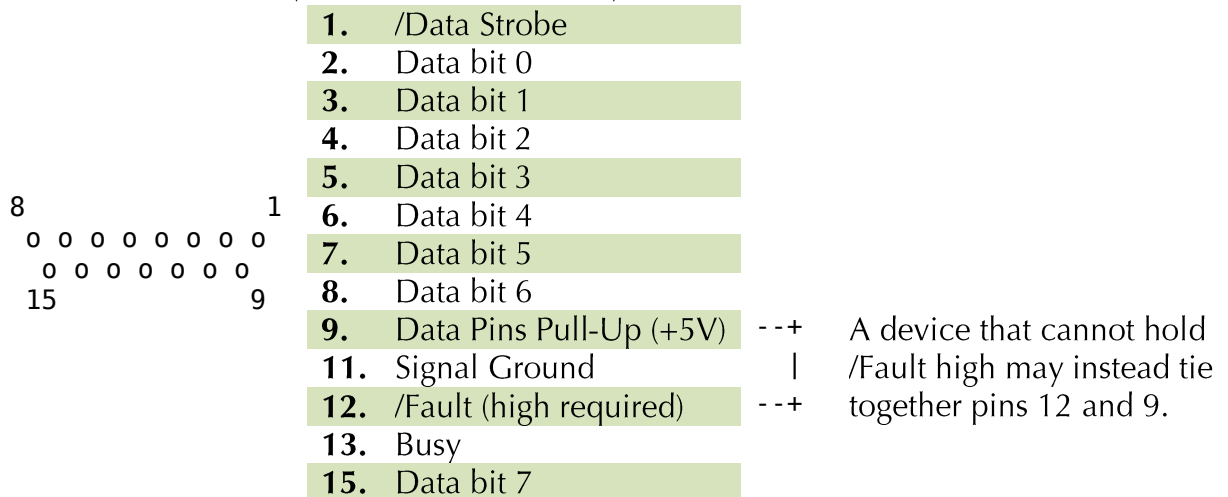
		<b>1.</b>	DTR Data Terminal Ready	(Out)
		<b>3.</b>	XMT Send Data	(Out)
5	1	<b>4.</b>	RCV Receive Data	(In)
0	0	<b>5.</b>	Signal Ground	
0	0	<b>6.</b>	DSR Data Set Ready	(In)
9	6			

Serial Interface Port 4 (DE-9 Socket - female):

			/ 20 mA Current Loop Operation	
		<b>1.</b>	+10V / TXD+ Send Data +	
		<b>3.</b>	XMT / TXD- Send Data -	(Out)
5	1	<b>4.</b>	RCV Receive Data	(In)
0	0	<b>5.</b>	Ground	
0	0	<b>7.</b>	+10V / RXD+ Receive Data +	--+
9	6	<b>9.</b>	-8V / RXD- Receive Data -	--+

A 20 mA current loop device must tie together pins 4 and 7.

Parallel Interface Port (DA-15 Socket - female):



Early 850 units are housed in a black anodized aluminum case, but most units are in a beige plastic case matching the 400/800 computers and peripherals.

Connectivity: 2 Atari SIO ports for direct connection to Atari computers

- Shipped with SIO cable CA014122 (3-foot; 91.5 cm)

Front of unit (left-to-right):

- Power In jack
- On power indicator light
- Power Off / On switch
- Two I/O Connectors (Atari SIO)

Right side of unit:

- Parallel Interface port

Rear of unit (left-to-right):

- Four Serial Interface ports, 4 - 3 - 2 - 1

### 850 internals:

- 6507 microprocessor (MOS Technology MCS6507 or equivalent), C010745
- 6532 PIA. Two of:
  - MOS Technology 6532 RAM-I/O-Timer (RIOT) or equivalent, C010750
- 4 KiB X 8 Bit ROM, C012099

Power: Used with an external 9 volt AC transformer power supply rated for at least 17 watts: Atari CA014748 or equivalent (including the Atari CA017964).

Manuals:

- Atari 850 Interface Module Operator's Manual C015953 REV. 1 1980 (preliminary version shipped with earlier/most 850 units; 102 pages)
- Atari 850 Interface Module Operator's Manual C017651 REV. B 1982 (15 pages)
- Atari 850 Interface Module Technical Manual C017652 REV. B 1982 (106 pages)

Power: Used with an external 9 volt AC transformer power supply rated for at least 17 watts: Atari CA014748 or equivalent (including the Atari CA017964).

The 850 was manufactured by Atari in the USA.

## 6.1.2) What is the Atari XEP80 Interface Module?

The **Atari XEP80 Interface** connects to joystick port 1 or 2 on the Atari computer and provides the system with:

- An 80-column Video Display Controller with phono output jack, carrying a monochrome composite video signal which can be either 60 Hz (NTSC compatible) or 50 Hz (PAL/SECAM compatible), selectable in software.
- A Parallel Printer Port (Centronics output interface)

Note that the XEP80 does not include provision for audio.

### Video display controller

The XEP80 video hardware generates an 80 column by 25 line text display through a video connector/cable plugged into a separately purchased monitor. The monitor can be any Composite Video input type, although for the best display a monochrome is strongly advised.


Internally, the XEP80 is a 256 character wide by 25 line high storage device with an 80 column wide display window. Characters may be placed anywhere within the device independent of the window location. The window may be scrolled across the 256 column wide field.

Optionally, the XEP80 may be placed into Pixel Graphics mode. This mode supports a bit mapped (pixel) screen of 320 dots (40 bytes) horizontal by 200 dots (lines) vertical. The output window displayed is approximately half the size of the text window.

The XEP80's composite video signal contains more horizontal scan lines per field than are used in NTSC or PAL/SECAM color broadcast, composite video, or Y/C video (S-video) signals. The XEP80 outputs 250 scan lines of video per field for the 60 Hz signal compared to the NTSC standard of 243, or 300 scan lines of video for the 50 Hz signal compared to the PAL standard of 288. Thus the XEP80's output was ideal for high-resolution CRT-based monochrome composite video monitors of the time, but settings on color televisions and monitors must typically be adjusted, if possible, in order for the entire video output signal to be viewable on the screen.

## Parallel port

The XEP80 supports a functional subset of the Centronics or PC parallel printer interface (standards introduced elsewhere in this FAQ list), using the IBM PC standard (1981) connector. Note that the Atari Operating System resident P: device handler does not support a printer attached via joystick port, so a substitute P: handler must be installed in RAM in order for Atari software to recognize the XEP80 parallel port for printing.



<b>1.</b> /Strobe	<b>11.</b> Busy
<b>2-9.</b> Parallel Data	<b>12-17.</b> Not Used
<b>10.</b> Not Used	<b>18-25.</b> Ground

## Software

The XEP80 Handler and Relocator is provided on diskette in the form of a DOS binary file named AUTORUN.SYS. This file is automatically loaded into memory and initialized by the DOS at boot (power on) time.

Contents of the XEP80 Boot Disk: (DX5087)

<b>Program</b>	<b>Description</b>
DOS.SYS	DOS 2.5 File Management Subsystem (FMS)
DUP.SYS	DOS 2.5 Disk Utility Package (DUP)
AUTORUN.SYS	XEP80 Handler and Relocator <sup>(1)</sup>
RELOC.SRC	Relocator in assembly source
XEP80HAN.SRC	Handler in assembly source
DEMO80.BAS	Demonstrates overall XEP80 features
MAKER.BAS	Program to generate an AUTORUN.SYS from a custom-made Handler
ATTRIBUTE.BAS	Demonstrates special text features
WINDOW.BAS	Demonstrates the 256-character wide window
EIGHTY.BAS	Displays a spreadsheet-like grid using the full XEP80 display
GRAPHICS.BAS	Demonstrates graphics capability by drawing a sphere on screen
PRINTER.BAS	Program to revise the default printer port configuration
XEP80.DOC	Product Specification For XEP80 hardware and software

(1) Substitute versions for three OS-resident device handlers:

- S: Display Handler
- E: Screen Editor

Designed to be compatible with the standard E: device but for the XEP80 80-column screen display.

- P: Printer.

Default configuration supports 8 different printer devices:

- P1: XEP80 parallel port
- P2: 850 Interface Module parallel port (e.g., Atari 825)
- P3: 1025 Printer
- P4: 1020 Color Plotter
- P5: 1027 Printer
- P6: 1029 Printer
- P7: XMM801 Printer
- P8: XDM121 Printer

The handler interprets P: (no device number) to mean, P1:

Hold down [Shift] while loading the XEP80 Handler and Relocator (AUTORUN.SYS) to load the P: handler but not the S: and E: handlers (use the XEP80 for its parallel printer port only).

The key engineer/designer of the XEP80 was Jose A. Valdes at Atari. Lane Winner was software developer for the XEP80 at Atari. The XEP80 was made in Taiwan.

The XEP80 draws 400mA of current from an external power supply. Use a power supply that delivers 500mA 9V DC (center positive). Shipped with Atari C016353 or C018084.

Manual: Atari XEP80 Interface Module Owner's Manual C100542-001 C026416-0B1 (1987)

### 6.1.3) How do I transfer files between computers by null modem cable?

A null modem cable can be used to transfer files between two computers that are physically near enough to each other to be connected by a cable. The cable has an RS-232 serial connector at both ends, for connecting to RS-232 serial ports on both computers.

Minimally, the null modem cable contains just three connections: transmit data (TD or XMT), receive data (RD or RCV), and ground (GND), with the transmit and receive data pins crossed between the two ends of the cable. A null modem with these three lines is suitable for connections of up to 4,800 bps. For faster connections, requiring hardware flow control, more pins must be connected, and additional lines crossed, between ends of the cable.

Null modem wiring diagrams for standard DB-25 and DE-9 RS-232 serial ports are available at [https://en.wikipedia.org/wiki/Null\\_modem](https://en.wikipedia.org/wiki/Null_modem). The pinouts for the RS-232 serial ports of the Atari 850 Interface are provided elsewhere in this FAQ list.

The Atari CX88 Terminal Cable (DE-9P to DB-25P) is a null modem cable suitable for use with the 850 interface, assuming a DB-25S RS-232 port on the other computer. Note that the standard RS-232 serial port on a PC is not DB-25S, but either DE-9P or DB-25P. So, a standard



gender changer, and possibly a standard DE-9 to DB-25 adapter, may also be needed if using the Atari CX88 Terminal Cable as a null modem cable.

Terminal telecommunications software, designed to connect to a remote computer through an RS-232 serial modem connected to a standard phone line, and which supports standard file transfer protocols such as XMODEM, YMODEM, or ZMODEM, is run on both computers. Programs supporting XMODEM, YMODEM, or ZMODEM that are listed in section 8.15 of this FAQ list, "What noncommercial telecommunications programs are there?", are suitable for this purpose on the Atari.

## 6.1.4) What MIDI interfaces are there for the Atari?

From Wikipedia (Oct 28, 2012):

MIDI (Musical Instrument Digital Interface) is an electronic musical instrument industry specification that enables a wide variety of digital musical instruments, computers and other related devices to connect and communicate with one another. It is a set of standard commands that allows electronic musical instruments, performance controllers, computers and related devices to communicate, as well as a hardware standard that guarantees compatibility between them.

MIDI OUT, MIDI IN, and MIDI THRU interface connectors listed below are:  
DIN-5 180 Socket - female

Several MIDI interfaces have been designed for the 8-bit Atari computers:

### MIDIMATE and compatible

#### **MIDIMate, by Hybrid Arts (Bob Moore)**

- Has MIDI OUT, MIDI IN, SYNC OUT (phono jack), SYNC IN (phono jack) ports
- Connects to the Atari via SIO (must be at end of SIO chain)
  - Uses SIO Motor Control; only one such device can be attached to the system at a time.
- Introduced Jan. 1984 at NAMM (National Association of Music Manufacturers) with MIDITrack sequencer program
- Also shipped with: MIDITrack II (1984), MIDITrack III (1985; 128 KiB XL/XE)
- Sold separately or distributed by Hybrid Arts for the MIDIMate:
  - MIDITrack III (1985; 128 KiB XL/XE)
  - DX-Editor (for the Yamaha DX7 and TX series)
  - GenPatch (generic patch library system)
  - MIDICom (MIDI Telecommunications) (1986)
  - MIDIPatch for the Yamaha DX-7 & TX tone rack (1985)
  - MIDIPatch for the Casio CZ-101 & CZ-1000 (1985)

- Oasis (visual editing system for the Ensoniq Mirage & 128 KiB XL/XE; 1986)
- MIDI Music System (MMS) (1986)
  - by Synthetic Software (Lee Actor/Gary Levenberg)
  - Based on Advanced MusicSystem II
  - Includes an AMS to MMS conversion program
- K3 Wave Table Editor (64 KiB XL/XE) (Charles Faris for Kawai America)
- Other software:
  - MIDI Maze, by Michael Park for Xanth F/X (prototype for Atari, 1989)

### **MIDIMax, by Wizztronics (Steve Cohen) (1988)**

- Provides MIDI OUT and MIDI IN ports
- Connects to the Atari via SIO; provides SIO port for daisy chain
- Compatible with the earlier MIDIMate by Hybrid Arts
  - Shipped with MIDI Music System (MMS) by Synthetic Software

### **MIDIMate-Interface V2, by Christoph Buessow (HardWareDoc/ABBUC), 2011**

- Provides MIDI OUT, MIDI IN, and MIDI THRU ports
- Connects to the Atari via SIO
- Two versions:
  - 1) Must be at end of SIO chain
  - 2) Provides SIO port for daisy chain
- Compatible with the earlier MIDIMate by Hybrid Arts
- See: <http://www.abbuc.de/~hardwaredoc/projekte/hardware/midi/midimate.html>

### **MIDI Muse project, by Ivo van Poorten, 2018.**

- MIDIMate compatible, except for the SIO port triggers
- Project website: <https://github.com/ivop/midimuse>

### **SIO2MIDI project, by Michael St. Pierre (Mytek, AtariBits), 2019**

- 2 Port MIDIMATE Compatible Interface
- <https://ataribits.weebly.com/midi.html>

## MIDI Master and compatible

### MIDI Master, by 2 Bit Systems (1986)

- Later units produced by Galin International
- Cable connects to the Atari via SIO and provides two 5-pin DIN sockets (female) at the other end, for MIDI OUT and MIDI IN (cable must be at end of SIO chain)
- Shipped with several programs on disk
  - 8 track real time sequencer with tempo correction
  - Casio CZ series voice editor (edit and store voices on disk/tape)
  - Yamaha DX 100/21 series voice editor
  - Music player program (Music Computer or Advanced MusicSystem II)
  - DX7 voice editor
  - CZ menu and keyboard split utility
- Extensive review: [http://www.page6.org/pd\\_lib/page6/pd\\_midimaster.htm](http://www.page6.org/pd_lib/page6/pd_midimaster.htm)

### MIDIMaster II, by Galin International (1992)

- Provides MIDI OUT and MIDI IN ports
- Connects to the Atari via SIO (must be at end of SIO chain)
- Compatible with the earlier MIDI Master by 2 Bit Systems
- Shipped with several programs on disk - updated versions of those shipped with the earlier MIDI Master by 2 Bit Systems

## Other MIDI interfaces

### Atari MIDI Interface, by Karlheinz Metscher

Appeared in the German magazine Computer Kontakt June/July 1986, pages 69-75, complete with documentation, schematics and its first program "MIDI Receiver"; in Computer Kontakt October/November 1986 appeared the second program, called "MIDI Disk" - a MIDI Recorder and Player program.

### **MIDI Interface for Atari XE / XL (public domain project)**

- Project published by Ireneusz Kuczek in Elektronika Praktyczna 6/98, p.86-88, see: <http://ep.com.pl/files/6133.pdf>
- Several versions:
  - Provides MIDI OUT port
  - Provides MIDI OUT and MIDI IN ports
  - Provides two MIDI OUT ports and one MIDI IN port
- Connects to the Atari via SIO (must be at end of SIO chain)
- Software:
  - MIDI Sequencer 1.15, by Maciej Sygit (1993)
  - MPE v2.3 MIDI Pattern Editor, version 2.3, by Radek Sterba (1995)
  - Recorder MIDI ver 1.1, by Ireneusz Kuczek (1997)
  - MIDI-Play v1.3, by Ireneusz Kuczek (1998)
- Project website: <http://ixkuczek.republika.pl/ixkuczek.html>

### **Midijoy, by Phobotron (Frederik Holst), 2014**

Midijoy is a software/interface combination that allows you to use your Atari as a musical instrument. The interface part emulates a USB-MIDI (serial MIDI is optional) device that can be accessed by any kind of instrument as well as sequencer software on a PC or Mac that can output MIDI data. The Midijoy software receives these data from the interface via the joystick ports and plays them on the POKEY sound-chip. In contrast to most SIO-based MIDI interfaces, a Midijoy-driven Atari can be used as a live instrument in real time with up to four sound channels simultaneously. At the same time, all POKEY parameters (AUDCTL, AUDC1-4) can be changed on-the-fly as well as activation of ADSR envelopes. Music input can be recorded and saved to disk.

Project website: [http://www.phobotron.de/midijoy\\_en.html](http://www.phobotron.de/midijoy_en.html)

## **6.1.5) Can I use a USB device with my Atari?**

"Universal Serial Bus Specification Revision 1.0" was published January 15, 1996, with industry participation from Compaq, Digital Equipment Corporation, IBM PC Company, Intel, Microsoft, NEC, and Northern Telecom. The specification describes the bus attributes, the protocol definition, types of transactions, bus management, and the programming interface required to design and build systems and peripherals that are compliant with this standard. The USB 1.0 full speed signaling bit rate is 12 Mbit/s; a limited capability low speed signaling mode is also defined at 1.5 Mbit/s. USB 2.0 (2000) added a 480 Mbit/s mode; USB 3.0 (2008) added a 5 Gbit/s mode.

Beginning in 1997 USB ports gradually replaced RS-232 serial and Centronics-type parallel ports on modern personal computers, becoming the primary means for connecting external devices such as a keyboard, mouse, joystick, speaker, microphone, modem, webcam, scanner, printer, or mass storage device.

The MicroUSB Project, <https://atariwiki.org/wiki/Wiki.jsp?page=MicroUSB> aims to bring a general-purpose USB interface to the 8-bit Atari.

#### Hardware project

- Project Name: USB Cartridge with two USB Slots
- Project Start: Summer 2002
- Project Member: Marc Brings, Thomas Grasel, Harry Reminder, Florian Dinger, Guus Assmann, Carsten Strotmann

<https://atariwiki.org/wiki/Wiki.jsp?page=USB%20Cartridge>

Available: Atarimax/ABBUC USB Cartridge, 2006

- A USB host adapter for the Atari 8-bit computers.
- Designed by ABBUC e.V. and manufactured in co-operation with Atarimax.
- Chipset supports communication with both "low speed" and "high speed" USB 1.1 compatible devices.

<https://www.atarimax.com/usbcart/documentation/>

#### Software

- Base HID Driver
- USB Device Driver Development Kit Disk
- Atari USB Enduser Driver Disk
- Keyboard Driver
- Digital Joypad Driver
- Logitech Rumblepad 2 USB Driver
- Analog Joystick Driver
- Thrustmaster Steering Wheel Driver
- Logitech GP Steering Wheel Driver
- Logitech VP Steering Wheel Driver
- Speedlink Competition Pro USB

<https://sourceforge.net/projects/microusb/files/>

## 6.1.6) Can I connect my Atari to an Ethernet network?

Wikipedia: Ethernet is a family of wired computer networking technologies commonly used in local area networks (LAN), metropolitan area networks (MAN) and wide area networks (WAN). It was commercially introduced in 1980 and first standardized in 1983 as IEEE 802.3. Over time, Ethernet has largely replaced competing wired LAN technologies such as Token Ring, FDDI and ARCNET.

#### **UDS1100 External Device Server, by Lantronix**

- Network virtually any device, such as the Atari computer
- Access, monitor and control equipment over Ethernet
- Replace dedicated PCs and/or modem lines with fast and reliable Ethernet networking
- Configure quickly and easily via HTTP, DHCP, Telnet, serial or Lantronix DeviceInstaller utility
- Supports RS-232 communications

- **Modem Replacement:** In modem emulation mode, the UDS is used to replace dial-up modems. The unit accepts modem AT commands on the serial port. It then establishes a network connection to the end device, leveraging network connections and bandwidth to eliminate dedicated modems and phone lines.

<https://www.lantronix.com/products/uds1100-uds1100-poe/>

Earlier Lantronix device servers that have been used successfully with the Atari include the UDS-10, MSS100, and MSS1-T.

<http://www.lantronix.com/device-networking/external-device-servers/uds-10.html>

<http://www.lantronix.com/support/discontinued/mss100.html>

<https://www.lantronix.com/resources/discontinued-products/>

### **Dragon Cart (Atari 8-Bit Ethernet Project) by Chris Martin, Mark Dusko**

This is an open-source project, so you would have to build your own interface.

<http://www.atari8ethernet.com/>

### **Dracarys Ethernet device**

Upcoming XL PBI or XE ECI parallel device. A cooperation between Glenn Jones, the manufacturer of Apple II Ethernet cards, and Oliver Schmidt, author of Contiki OS and IP65 for computers including the Atari. (Contiki and IP65 support both the Dragon Cart and the Dracarys device.)

There will be two variants - one for the XL PBI and one (a bit later) for the XE ECI. Both will have a pass-through design allowing to plug in another PBI/ECI device (or a cartridge on the XE).

<https://atariage.com/forums/topic/287376-preannouncement-dragon-cart-ii/>

## **6.1.7) Can my Atari utilize my other computer's devices by cable?**

This section lists solutions that allow the Atari computer to utilize another computer's mass storage devices (disk drives), printer, modem, and/or network through Atari peripheral emulation.

Solutions listed in this section involve using a specialized cable that at one end connects to the Atari (or to an Atari interface that is connected to the Atari), and at the other end connects to the other computer/device.

As indicated, several of the solutions listed here also explicitly support connections using SIO2BT (Bluetooth), which is detailed in another section of this FAQ list.

### **ATARIBUS project by Dave Warker, 1982/1983**

A hardware interface design and CP/M software package that links an Atari computer to CP/M compatible computers.

- Provides up to four pseudo-drives to the ATARI. To Atari DOS they appear as devices D1: through D4:. What they actually are is 90 KiB byte CP/M disk files. The records of these disk files are treated as sectors of the Atari disk.
- The standard extensions for Pseudo-Disk (PD) files are ATR, AT1, AT2, AT3 or AT4. 'ATR' is used in most cases. (Pre-dates the SIO2PC ATR standard!)
- Can intercept bus commands to the ATARI 'P:' or printer device and print them on the standard CP/M list device 'LST:'.
- Can switch the printer device to the CP/M console screen.
- Can strip off all the padded spaces after EOLs in printed data.

<http://www.filewatcher.com/m/ataribus.lbr.47616-0.html>

### **The Critical Connection, by USS Enterprises (Vincent Cate), 1983/1984**

A hardware interface and CP/M software package that links an Atari computer to CP/M compatible computers.

- Utilize an entire CP/M disk as an emulated 600 KiB Atari disk drive
- Utilize 92 KiB CP/M disk files as emulated Atari 90 KiB disk drives
  - This feature requires CP/M 2.0 or above, and a copy of Atari DOS
- Can only access one CP/M drive at a time
- Utilize the CP/M computer system's printer as an output device for the Atari

Two versions:

- The Critical Connection (original) for Atari 400/800 computers, 1983
- The Critical Connection XL for Atari XL/XE computers, 1984

### **SIO2PC, by Nick Kennedy, 1989/1998**

SIO2PC is a hardware & software package interfacing the 8-bit Atari to PC compatible computers (DOS). The hardware is known as an SIO2PC Cable.

- Emulates 1 to 4 Atari disk drives
- Store your Atari files on PC hard or floppy drives
- Boot from the PC, real drive not needed to start-up
- No software or drivers required for the Atari; no conflicts: use your favorite DOS
- Twice as fast as an Atari 810 drive and more reliable
- Co-exists with real drives in the Atari daisy chain
- Compatible down to the hardware level: use sector copiers, etc.
- Convert Atari files to PC files and vice versa
- Supports (and originated) the .ATR Atari disk image file format on the PC
- Print-Thru captures Atari print-out and routes to PC's printer

### **SIO2PC cable/interface designs and sources, PC RS-232/Serial interface:**

- <http://pages.suddenlink.net/wa5bdu/sio2pc.htm> (Nick Kennedy)
- <http://retrobits.net/atari/sio2pc.shtml> (Rick Cortese)
- <http://www.angelfire.com/80s/jl3latari/>
- <http://raster.infos.cz/atari/hw/sio2pc.htm> (Radek Sterba)
- <http://preview.tinyurl.com/y8p2ktwb> (Vladimir Tichy)
- Atarimax Universal SIO2PC/ProSystem interface, RS-232/Serial versions  
<http://www.atarimax.com/sio2pc/documentation/> (Steven Tucker)
- <http://www.mega-hz.de/Angebote/SIO2PC/SIO2PC.html> (Wolfram Fischer)
- <http://www.asselheim.de/atari/sio-pc.htm> (Frank Heuser)
- <http://raven1.magix.net/sio2pc/sio2pc.html> (tOri)

### **SIO2PC cable/interface designs and sources, USB interface:**

- Atarimax Universal SIO2PC/ProSystem interface, USB versions  
<http://www.atarimax.com/sio2pc/documentation/> (Steven Tucker)
- 10502PC / SIO2PC-USB (Lotharek)  
<https://lotharek.pl/productdetail.php?id=157>  
<https://retrolemon.co.uk/12-atari>

### **800XL DJ, by Kolja 'joust' Koischwitz & Christian 'chrisker' Krueger, 1994**

- Hardware component: "SIO2ST" cable (or SIO2PC cable)
- Atari ST software simulates an Atari disk drive and uses disk images (.DI extension) to load programs.
- 800XLDJF.APP is for Falcon ; 800XLDJ.APP is for ST
- More info:  
[http://www.gooddealgames.com/articles/Atari\\_800XLDJ.htm](http://www.gooddealgames.com/articles/Atari_800XLDJ.htm)  
<http://www.umich.edu/~archive/atari/Emulators/800xldj.lzh>

### **Atari Peripheral Emulator (APE), by Steven Tucker, 1995/2007**

Hardware component: APE Interface Cable (or SIO2PC cable)

- Versions for DOS or Windows PC
- Emulate up to 8 Hard Drives & Floppy Drives
- Single, Double, Quad, or 1050 Enhanced Density for any floppy drive
- Disk images of up to 16 MiB in size, up to 8 hard drives at once
- High Speed SIO: US Doubler compatible/UltraSpeed capable, XF551 high speed, Happy compatible/Warp Speed capable, APE+ Warp Speed I/O (3x)
- Load EXE files directly from your PC Hard Drive
- PC Mirror drive gives access to files on your PC hard drive & MSDOS filesystem with any DOS and at all SIO speeds, including APE+ 3X SIO
- Registered users may write files, as well as read them from the PC mirror
- APE ProSystem support
- Supports the .ATR and .PRO Atari disk image file formats on the PC
- Full emulation of the Atari 850 interface, allowing you to use your PC printer and PC modem or network (Internet) from any Atari application that can use the 850 interface.
- Allowing loading of the Atari R: handler from any communications program
- Hardware flow control for the PC modem using the R: device.
- Can also print to a file on the PC.



- Print data conversion options:  
EOL conversion, ATASCII TAB conversion, strip from 8-bit to 7-bit data
- Full cooperation with real SIO devices
- APETIME.COM - Downloads the PC time to the Atari and updates the SpartaDOS clock  
<http://www.atarimax.com/>

### **Floppy EMULator, by Pavel Machek, 1997**

Turn your Linux machine into the Atari computer's floppy drive.

- Hardware component: SIO2PC cable
  - Writes are done, but not saved back to files.
  - Only 90K .ATR files are supported, only D1: supported.
  - "This is really alpha."
- <http://atrey.karlin.mff.cuni.cz/~pavel/atari/>

### **SIO2Linux, by Preston Crow, 1998/2010**

Turn your Linux machine into the Atari computer's floppy drive.

- Based on Floppy EMULator by Pavel Machek
  - Hardware component: SIO2PC cable
  - No kernel modules.  
Unlike the AtariSIO project, this is just a simple user-space program that uses a serial port device.
  - Create new dynamically sized images  
Each image starts as a 3-sector image file, but grows to accommodate the highest-numbered sector written.
  - Mount your native file system as an Atari disk  
It's read-only for now, and it doesn't support subdirectories, but each file is mapped to a different starting sector, and as that sector is read, it automatically maps in the rest of the file.
  - Supports .ATR and .XFD disk image files
- <http://www.crowcastle.net/preston/atari/>

### **Atari810, by Dan Vernon, 2001/2003**

Emulate an Atari 8-bit floppy drive or hard disk on your PC.

- Hardware component: SIO2PC cable
  - A PC, connected to the Atari via a serial port, appears to be a giant Atari disk drive, or rather, up to eight disk drives.
  - Supports .ATR format files
- <http://retrobits.net/>

### **atariserver module of AtariSIO package, by Matthias Reichl, 2002-**

An SIO-server for Linux (like SIO2PC or APE for MSDOS-machines). Requires a 2.2, 2.4, 2.6 or 3.x series Linux kernel (with enabled module support) and a serial port with a 16550 or 16C950 compatible chip.

- Hardware component: SIO2PC (except early two-chip design), 1050-2-PC, or APE ProSystem cable
- Supports several SIO speeds:
  - Standard 19,200 bit/s
  - 38,400 bit/s in XF551 compatibility mode
  - 57,600 bit/s
  - 57,600 bit/s with short pauses between bytes
- Virtual drive support (somewhat similar to the "PC mirror" feature of APE). Directly access files on your hard disk (without first creating an ATR image) and also store new files on your hard disk by simply writing to a virtual drive.
- Disk image file formats supported: .ATR/.DCM/.DI/.XFD
- Printer data can either be saved to a file or be sent to an external program (like lpr).
- ATASCII EOL character (155) conversion support: no conversion, LF, or CR+LF

<http://www.horus.com/~hias/atari/>

### **VAPI2SIO, by Jorge Cwik, 2005**

Vapi2sio is a mini SIO2PC/APE Windows program for running VAPI (.ATX) images under real Atari hardware.

- Hardware component: SIO2PC cable

<http://vapi.fxatari.com>

### **Multi-platform Distributive Operating System Professional for Atari, by Krishna Software (Krishnasoft), 2005/2006**

MPDOS Professional for Atari Features:

- Cable connects between a PC parallel port (DB25 connector) and one or two Atari computer joystick ports
- Simulates up to 4 Atari disk drives (D1:, D2:, D3:, D4:)
- Simulates Atari cassette player (C:)
- Includes easy to use parallel port cable (plug and play)
- Hardware level simulation (no drivers required, except for keyboard)
- Supports PC video overlay window
- KDOS4 – a fast binary file uploader
- Multimedia CDROM included (runs on PC and Atari using distributive programming)
- Simple GUI interface for simulating peripherals, compiling, and uploading
- On-line 100+ page manual with technical and general information

<http://www.krishnasoft.com/sps.htm>

### **SIO2BSD, by Konrad Kokoszkiwicz, 2005/2012**

A program that handles the SIO2PC cable or SIO2BT (Bluetooth) under: FreeBSD, Linux, MacOS X (preferably FreeBSD).

- Supported baud rates: 19,200 bit/s, 38400 bit/s, 57600 bit/s
- Configurable POKEY clock frequency
- Attach up to 15 disk images
- Supports the .ATR disk image file format
- PCLink feature - mounted directory is served by processing only high-level DOS requests from the Atari. Requires corresponding software on the Atari, such as the available PCLINK.SYS which installs the PCL: device under SpartaDOS X.

<http://drac030.krap.pl/en-inne-pliki.php>

<http://drac030.krap.pl/pl-inne-pliki.php>

### **Sio2OSX, by Mark Grebe, 2006/2009**

Allows the Atari computer to use an OSX based Macintosh as a disk drive or a cassette drive or as a printer.

- Requires OS X 10.3.9 or higher, and a G4 or Intel processor or higher
- Hardware component: SIO2PC cable
- USB serial adapter with complete RS-232 hardware signal and driver support required.
  - Recommended from USBGear: <http://www.usbgear.com/USBG-232MINI.html>
  - Corresponding drivers: <http://www.ftdichip.com/Drivers/VCP.htm>
- Includes 850 Emulation to allow Internet Modem capability and the ability to connect serial devices
- Supported disk image file types include VAPI (.ATX) and .PRO

<http://www.atarimac.com/sio2osx.php>

### **SIO Server, by mellis / Ellis Softworks, 2009**

Allows the Atari computer to use up to four virtual disk drive devices located on a Mac OS X based computer, connected via an SIO2PC cable by way of a USB-to-RS-232 adapter.

- Supported image and file types: .ATR, .EXE, .XEX

### **AspeQt App for Android, by Wiktor Grebla, 2018**

AspeQt is an emulator of serial peripheral devices for 8-bit Atari computers, working with SIO2PC-USB FT232 and SIO2BT (Bluetooth) (eg. HC-06) based converters.

- Doesn't require any additional drivers to be installed (usb-serial-for-android library is included in the package)
- Device must support USB-Host/OTG

<https://github.com/greblus/aspeqt>

<https://play.google.com/store/apps/details?id=org.qtproject.example.AspeQt>

### **RespeQt, Atari Serial Peripheral Emulator for Qt, maintained by ebiguy**

RespeQt emulates Atari SIO peripherals when connected to an Atari 8-bit computer with an SIO2PC cable or via SIO2BT (Bluetooth). In that respect it's similar to programs like APE and Atari810. The main difference is that it's free (unlike APE) and it's cross-platform (unlike Atari810 and APE).

- Credits: Fatih Aygun (AspeQt), Ray Ataergin (AspeQt), Joseph Zatarski, DrVenkman, TheMontezuma, Jochen Schaefer, blind, ebiguy
- Qt based GUI with drag and drop support.
- Cross-platform (currently Windows and x86-Linux)
- 15 disk drive emulation (drives 9-15 are only supported by SpartaDOS X)
- Text-only printer emulation with saving and printing of the output
- Cassette image playback
- Folders can be mounted as simulated DOS 2.0S disks. (read-only, now with SDX compatibility, and bootable)
- Atari executables can be booted directly, optionally with high speed
- Contents of image files can be viewed / changed
- RespeQt Client module RCL.COM. Runs on the Atari and is used to get/set Date/Time on the Atari plus a variety of other remote tasks.
  - RespeQt Client program (rcl.com) by FlashJazzCat
- APETIME client support
- Up to 6x SIO speed and more if the serial port adaptor supports it (FTDI chip-based cables are recommended)
- Multi-session support
- PRO and ATX images support in read/write mode with protection emulation
- Spy mode to display data exchanged with Atari
- Happy 810 REV. 5 and Happy 1050 REV. 7 emulation to read/write real floppy disks from/to images
- Chip 810 and Super Archiver 1050 emulation to read/write real floppy disks from/to images
- Automatic Translator activation when OS-B is detected in the filename in drive D1:
- Favorite tool disk accessible in one click in drive D1:

<https://github.com/RespeQt>

## **6.1.8) Can my Atari utilize my other computer's devices by Bluetooth?**

This section lists solutions that allow the Atari computer to utilize another computer's mass storage devices (disk drives), printer, modem, and/or network through Atari peripheral emulation.

Solutions listed in this section involve establishing a wireless Bluetooth connection between the Atari and the other computer/device.

## **SIO2BT, by Marcin Sochacki (Montezuma), 2014-2016**

A set of hardware and software solutions related to the wireless Bluetooth communication between the 8-bit Atari computers and Bluetooth (BT) enabled Serial Input Output (SIO) devices (Windows, Linux, Android).

- Uses SPP (Bluetooth Serial Port Profile)
  - Supported by Windows, Linux, Android; not supported by iOS
- Hardware options:
  - Can use SIO2BT like an external Bluetooth dongle
    - Not for use with other, real SIO devices
  - Can be installed as part of a combination SIO2SD+SIO2BT device
  - Can be installed internally
- Modifications to the Atari OS are required for Bluetooth timing support
  - Provided PC tool SIO2BT\_OS\_Patcher.jar can be used to patch:
    - Atari OS ROM files (for Atari 800 and Atari XL/XE)  
Can force a COLDSTART with the SHIFT+RESET key combination.
    - Highspeed SIO patch for XL/XE OS and MyIDE OS by Hiassoft
    - The QMEG+OS 4.04 ROM file  
Can toggle with the TAB key between WARM and COLD reset settings.
  - The Atari XL OS (not the 400/800 OS) can also be patched at runtime.
    - Disk images provided for loading a game as D2: after OS patch: 600XL.atr, 1200XL(a).atr, 1200XL(b).atr, XL\_XE\_XEGS.atr.
    - Disk images provided for loading ATR games as D1: after OS patch: 600XL\_SWAP.atr, 1200XL(a)\_SWAP.atr, 1200XL(b)\_SWAP.atr, XL\_XE\_XEGS\_SWAP.atr
    - XBIOS loader for Bluetooth, two versions provided:  
XBIOS4BT\_700.atr loads at \$700  
XBIOS4BT\_400.atr loads at \$400  
xBIOS original version by xxl: <https://xxl.atari.pl/>
- Ultimate 1MB support for SIO2BT
  - When "PBI BIOS" is enabled and the SIO driver is set to "HSIO+SIO2BT"
    - Supports SIO2BT with the following baud rates:  
57,600, 38,400, 19,200
- Incognito support for SIO2BT - up to 56 kb/s
- MyIDE II support for SIO2BT
  - SIO code supports Bluetooth communication with the following baud rates:  
57,600, 38,400, 19,200
- SpartaDOS X support for SIO2BT
  - SDX native SIO can support SIO2BT using the SIOSET command:
    - Increased timeout setting
    - Specific disk baud rate is configurable
  - SDX can also use Atari OS native SIO code patched for SIO2BT
- Bluetooth Module software utilities provided for the Atari for configuration of baud rate, Bluetooth friendly name and the PIN code:
  - BTCONFIG.XEX - by Mr.Atari
  - btcfg.com - SpartaDOS X command line utility developed by FJC

- SIO2BT Android App, Version 3.00, October 14, 2018, provided.
  - Emulates up to 4 floppy disks
  - SIO Networking Device (\$4E) - with TCP/IP stack
  - SIO Clock Device / APETIME Device
    - Allows URL submission (game Hi-Score)
  - Can select disk images (\*.ATR), executable files (\*.XEX, \*.COM, \*.EXE) or any other file.
  - Works only with SIO2BT hardware
  - <https://play.google.com/store/apps/details?id=org.atari.montezuma.sio2bt>
- Also recommended for emulating SIO devices over SIO2BT Bluetooth connection: AspeQt App for Android, SIO2BSD, RespeQt
- An SIO2BT Bluetooth connection can be emulated by the #FujiNet WiFi connectivity solution which is detailed in another section of this FAQ list.  
<http://abbuc.de/~montezuma/index.html#SIO2BT>

## 6.1.9) Can my Atari utilize my other computer's devices over WiFi?

This section lists solutions that allow the Atari computer to utilize another computer's mass storage devices (disk drives), printer, modem, and/or network through Atari peripheral emulation.

Solutions listed here involve interfacing the Atari to a local WiFi network, and require the other computer/device to be present on the local WiFi network as well.

### #FujiNet, by Thomas Cherryhomes and others, 2019-

#FujiNet was intended to be a network adapter that attaches to the SIO (Peripheral) port of an Atari 8-bit computer system but has become an all-encompassing SIO peripheral emulator. The current hardware is a design based on the ESP32-WROVER module and contains a custom 3D printed SIO Plug and Receptacle.

Provides the following emulated devices to the Atari:

C:	(Cassette)	
D:	(Disk)	Load floppy disk images from onboard MicroSD or networked TNFS server. Supports ATR, ATX, and XEX formats. TNFS: <a href="https://github.com/spectrumero/spectranet/tree/master/tnfs">https://github.com/spectrumero/spectranet/tree/master/tnfs</a>
R:	(Modem)	850 Modem emulation, supports Type 1 Poll to load handler. Works with existing communications programs such as Ice-T, BobTerm, AMODEM, PLATOTERM, and BBS servers
P:	(Printer)	Printer output saved to PDF files downloadable from the device. Available Printers: Atari 820, 822, 825, 1020, 1025, 1027, 1029, Epson MX-80, Okimate 10, HTML for copy/paste, GRANTIC Screen Printer
N:	(Network)	Networking device

Other:

- SIO2BT (Bluetooth) connection emulation mode
- APETIME Real Time Clock (NTP)
- SAM Text To Speech as a printer, voice output from #FujiNet to Atari
- MIDI Maze network gaming

<https://fujinet.online/>

Available:

<https://thebrewingacademy.com/>

<https://www.vintagecomputercenter.com/fujinet>

<https://www.sellmyretro.com/user/profile/zaxon>

<https://miscretro.com/product/fujinet-1-3/>

## 6.2) What are the power requirements for my Atari components?

Some of the pictures were scraped from various Internet web sites by MC; Some of the pics are originals by: MC (generally, common 120V supplies), Laurent Delsarte (many of the 220V supplies, the 16804, the 9W CX261, the C017945/566T, the C060529), Wood\_JL ("Black Brick"), Dan of (<http://www.southtown-homebrew.com/>) (830 supply), Dean Rambler (C062195), E. Turner (C060479), Fred Meijer (C061763-107)

The household "mains" electricity supply is an alternating current (AC) that can be described with two parameters: the voltage (in volts) and the frequency (in Hz).

In North America, the standard household wall outlet offers 120 V/60 Hz AC power. The rest of the world uses various AC standards including 230 V/50 Hz (UK/Europe), 220 V/50 Hz, 240 V/50 Hz, 110 V/60 Hz, 110 V/50 Hz, 127 V/60 Hz (parts of Brazil), 100 V/50 Hz (parts of Japan), and 100 V/60 Hz (other parts of Japan). Here is the Wikipedia article listing current household power outlet standards in use around the world:

[http://en.wikipedia.org/wiki/Mains\\_electricity\\_by\\_country](http://en.wikipedia.org/wiki/Mains_electricity_by_country)

In the time of 8-bit Atari computers and peripherals, North America used 120 V/60 Hz, most of continental Europe used 220 V/50 Hz, and the UK used 240 V/50 Hz.

In any case, the household alternating current must be converted to a direct current (DC) for use by electrical devices such as Atari computers and peripherals:

- In some cases, the entire conversion is done via an external "power supply" that sits between the wall outlet and the electrical device. Such power supplies both transform the household power to a lower voltage, and they also rectify the current from AC to DC.
- In some cases, the external "power supply" is simply a transformer that lowers the household voltage. The lowered AC voltage is rectified to DC inside the device.
- In some cases, both the transformer and the rectifier are located inside the computer or peripheral itself. The device plugs directly into the wall outlet, with no external "power supply" needed.

The INPUT of an external power supply will indicate:

1. Input voltage in units of volts (120V for North America, 240V UK, 220V Europe)
2. Input frequency in units of hertz (60 Hz for North America, 50 Hz UK/Europe)
3. Peak power rating. The power rating is the highest amount of power the unit can supply, according to the manufacturer, but this is only for a very brief time. This peak power rating may be indicated in units of volt-amperes (VA) or in units of watts (W).

The OUTPUT of an external power supply will indicate:

1. Output voltage, in units of volts (V)
2. Whether the output voltage is AC or DC
3. Either:
  - o Sustained output current, in units of amperes (A) or milliamperes (mA)
  - o Sustained output power, in units of volt-amperes (VA) or watts (W)

Higher-than-specified sustained power and current capacities are entirely usable, and often preferable because such supplies run cooler and last longer.

The power units W (watts) and VA (volt-amperes) are not identical:

Direct Current (DC):

Power (in watts) = current (in amperes) * voltage (in volts)
--

Alternating Current (AC):

Apparent Power (in volt-amperes) = current (in amperes) * voltage (in volts)
--

Effective/True Power (in watts) = current (in amperes) * voltage (in volts) * cosine(phase, or angle of lag) <sup>(1)</sup>
---

(1) cosine(phase) is known as the "power factor"

The following are details of original equipment external power supplies for use with 8-bit Atari computers and peripherals in Atari's major markets of USA/Canada, UK, and Western Europe. The XEP80 and SX212 power requirements are the same as for the Atari 2600, so 2600 original equipment power supplies for the same markets are also documented here.

Apparently inconsistent typography for the rest of this section matches what is printed on the units themselves.



## 6.2.1) USA/Canada (Input: 120V AC / 60 Hz)

### 6.2.1.1) AC supplies (external transformers)

#### **Atari#: C014319 (unit) / CA014748 (order#)**

"Power Supply"

Note: This rare unit is much smaller than the common C014319 version!

990N, Made in Sunnyvale, CA

Input: 120 VAC 60 Hz

Output: 9 VAC 1.7 Amps

Shipped with (1979-1980): 400, 800, 810 (no Data Separator), 822, 850

Also works with: 1010, 1020

<https://mcurrent.name/powersupplies/14319-early-bottom.jpg>

<https://mcurrent.name/powersupplies/14319-early-top.jpg>

<https://mcurrent.name/powersupplies/14319-box.jpg> (box version 1)

<https://mcurrent.name/powersupplies/14748-usa.jpg> (box version 2)

#### **Atari#: C014319 (unit) / CA014748 (order#)**

"Power Supply"

UL Listed: 205E, Made in Sunnyvale CA

Input: 120 VAC 60 Hz 20W (early units) (example: 4080)

Input: 120 VAC 60 Hz 18.5W (most units) (examples: 4881, 182, 582)

Output: 9 VAC 15.3 VA

Shipped with (1980-1981 20W units): 400, 800, 810 (no Data Separator), 822, 850

Shipped with (1981-1982 18.5W units): 400, 800, 822, 850

Also works with: 1010, 1020

<https://mcurrent.name/powersupplies/14319-alt-bottom.jpg> (20W)

<https://mcurrent.name/powersupplies/14319-bottom.jpg> (18.5W)

<https://mcurrent.name/powersupplies/14319-top.jpg>

<https://mcurrent.name/powersupplies/14319-box.jpg> (box version 1)

<https://mcurrent.name/powersupplies/14748-usa.jpg> (box version 2)

#### **Atari#: C016804 (unit) / CA017964 (order#)**

"Class 2 Transformer"

UL Listed: 622T, Made in Taiwan. (examples: 6/81-11/81)

Input: 120V 60 Hz

Output: 9V AC 31 VA

Shipped with (1981-1982): 810 (with Data Separator)

Use with: 400, 800, 810, 822, 850, 1200XL, 1010, 1020, 1050, XF551, PCF554

<https://mcurrent.name/powersupplies/16804-bottom.jpg>

<https://mcurrent.name/powersupplies/16804-top.jpg>

**Atari#: C017945 (unit) / CA017964 (order#) / CA014748 (order#)**

"AC Adaptor"

"For Use With Atari 400/800 Personal Computer System" (top)

Note: This unit is the size/shape of the C014319 unit it replaced

UL Listed: 205E, Made in Sunnyvale, CA. (example: 782)

Input: 120 VAC 60 Hz 40 watts

Output: 9 VAC 3.4 AMP

Shipped with (mid-1982): 400, 800, 810, 822, 850

Use with: 400, 800, 810, 822, 850, 1200XL, 1010, 1020, 1050, XF551, PCF554

<https://mcurrent.name/powersupplies/17945-early-bottom.jpg>

<https://mcurrent.name/powersupplies/17945-early-top.jpg>

**Atari#: C017945 (unit) / CA017964 (order#) / CA014748 (order#)**

"Power Supply"

"For Use With Atari 400/800 Personal Computer System" (top, 566T units)

UL Listed: 566T (uncommon/rare), Made in Japan (earlier units) or Taiwan or 771K (very common), Made in Taiwan (example dates: 8239 - 388)

Input: 120V 60 Hz 50W

Output: 9V AC 31 VA

771K units shipped with: 810 (Analog), 1200XL, 1050, XF551, PCF554

- Also shipped with Trak disk drives. Top: "Trak Microcomputer Corp."

566T units shipped with: 1020

Recommended for: 400, 800, 810, 822, 850, 1200XL, 1010, 1020, 1050, XF551, PCF554

<https://mcurrent.name/powersupplies/17945-bottom.jpg>

<https://mcurrent.name/powersupplies/17945-top.jpg>

<https://mcurrent.name/powersupplies/17945-top-trak.jpg>

<https://mcurrent.name/powersupplies/17945-566T-bottom-japan.jpg>

<https://mcurrent.name/powersupplies/17945-566T-bottom.jpg>

<https://mcurrent.name/powersupplies/17945-566T-top.jpg>

<https://mcurrent.name/powersupplies/17964-usa.jpg> (box)

**Novation 901017 (unit) / Atari#: CA016751-01**

Top: "Use with 830 Modem Only"

Bottom: "Novation AC Adaptor"

UL Listed: 883K, Made in Taiwan

Type: DV 2040

Input: 117V AC 60 Hz 15W

Output: 20V AC 400 mA

Shipped with: 830

<https://mcurrent.name/powersupplies/901017-bottom.jpg>

<https://mcurrent.name/powersupplies/901017-top.jpg>

**Atari#: C060479 (unit) / Atari#: CA060535 (box)**

Box: "Power Adaptor"

Top: "Use with 835 Modem Only"

Bottom: "Power Supply For Use With Modem"

UL Listed: 51B9, Made in U.S.A.

Input: 120 VAC 60 Hz 9 watts (unit) / 120 V.A.C. 60 Hz (box)

Output: 20 VAC 330 mA (unit) / 20 V.A.C. 164 M.A. (box)

Shipped with: CX488 Communicator II kit

<https://mcurrent.name/powersupplies/60479-bottom.jpg>

<https://mcurrent.name/powersupplies/60479-top.jpg>

<https://mcurrent.name/powersupplies/60535.jpg>

**Atari#: C061515**

"For Use With Atari 1010 Program Recorder" (top)

"Plug-In Power Supply" (bottom)

UL Listed: 18J5, Made in Japan

Input: 120V 60 Hz 8 W

Output: 9V AC 5 VA

Shipped with: 1010

<https://mcurrent.name/powersupplies/61515-bottom.jpg>

<https://mcurrent.name/powersupplies/61515-top.jpg>

**Atari#: C061516**

"Plug in Power Supply" (bottom)

"For Use With Atari Inc. Model 1010 Program Recorder" (bottom)

UL Listed: 187Z (08-83) or 34J2 (11-83), Made in Hong Kong

Input: 120 VAC 60 Hz 7.5 VA

Output: 9 VAC 500 MA

Shipped with: 1010

<https://mcurrent.name/powersupplies/61516-bottom-187Z.jpg>

<https://mcurrent.name/powersupplies/61516-bottom-34J2.jpg>

<https://mcurrent.name/powersupplies/61516-top.jpg>

**Atari#: C061636 (unit)**

"Power Supply" (unit) / "Power Adaptor" (box)

UL Listed: 566T, Made in Japan

Input: 120V 60 Hz 60W

Output: 9.5V AC 40VA

Shipped with: 1027

<https://mcurrent.name/powersupplies/61636-alt-bottom.jpg>

<https://mcurrent.name/powersupplies/61636-alt-top+box.jpg>

**Atari#: C061636 (unit/box)**

"Power Supply" (unit) / "Power Adaptor" (box)

UL Listed: 771K, Made in Taiwan

Input: 120V 60 Hz 53W (unit/box)

Output: 9.5V AC 4.2A (unit/box)

Use with: 1027

<https://mcurrent.name/powersupplies/61636-bottom.jpg>

<https://mcurrent.name/powersupplies/61636-top+box.jpg>

**Atari#: C062195**

"Power Adaptor" "For Use With 1030 Modem Only"

UL Listed: 967Z, Made in Taiwan

Type: DV-9750

Input: 120VAC 60 Hz 12VA

Output: 9VAC 5.4VA

Shipped with: 1030

<https://mcurrent.name/powersupplies/62195-top.jpg>

<https://mcurrent.name/powersupplies/62195-bottom.jpg>

### 6.2.1.2) DC power supplies (external adapters)

**Atari#: C061982 (nicknames: Type I, White Brick, Beauty Queen)**

XL colors (light top, dark bottom), "ATARI Power Supply" on top

"Power Supply"

UL Listed: 34J2, Made in Hong Kong

Input: 120V AC 60 Hz 30W

Output: 5V DC 1.5AMP

Shipped with: 600XL, 800XL (1983 units)

Recommended for: 600XL, 800XL, 65XE, 130XE, XEgs

[https://mcurrent.name/powersupplies/61982-White\\_Brick-bottom.jpg](https://mcurrent.name/powersupplies/61982-White_Brick-bottom.jpg)

[https://mcurrent.name/powersupplies/61982-White\\_Brick-top.jpg](https://mcurrent.name/powersupplies/61982-White_Brick-top.jpg)

**Atari#: C061982 (nicknames: Type II, Ingot, Ugly Klunker)**

"Power Supply"

UL Listed: 94H6, Made in Taiwan

Type: DV-512CM

Input: 120V AC 60 Hz 40W

Output: +5V DC 1.5A

Shipped with: 600XL, 800XL (1983-1984 units by Atari, Inc.)

Works with/NOT recommended for: 600XL, 800XL, 65XE, 130XE, XEgs

This unit is known for its ability to fail in such a way that it can damage your computer.

<https://mcurrent.name/powersupplies/61982-Ingot.jpg>

**Atari#: C061982 (nicknames: Type III, Black Brick, Black Beauty)**

All black; top up-left: "For Use On Atari 600XL Atari 800XL" or Atari logo  
"Power Supply"

UL Listed: 94H6, Made in Taiwan

Type: DV-512CM

Input: 120V AC 60 Hz 40W

Output: +5V DC 1.5A

Shipped with: 600XL, 800XL (later 1984 units by Atari, Corp.)

Recommended for: 600XL, 800XL, 65XE, 130XE, XEgs

[https://mcurrent.name/powersupplies/61982-Black\\_Brick-bottom.jpg](https://mcurrent.name/powersupplies/61982-Black_Brick-bottom.jpg)

[https://mcurrent.name/powersupplies/61982-Black\\_Brick-bottom-label.jpg](https://mcurrent.name/powersupplies/61982-Black_Brick-bottom-label.jpg)

[https://mcurrent.name/powersupplies/61982-Black\\_Brick-top.jpg](https://mcurrent.name/powersupplies/61982-Black_Brick-top.jpg)

[https://mcurrent.name/powersupplies/61982-Black\\_Brick-top-alt.jpg](https://mcurrent.name/powersupplies/61982-Black_Brick-top-alt.jpg)

**Atari#: C061982 (nicknames: Type IV, Box, Peanut)**

"Power Supply"

UL Listed: 771K, Made in Taiwan

Type: SA R05-18

Input: 120V~60 Hz 25W

Output: 5V-1.5A 7.5VA

Shipped with: 800XL (1985 units), 130XE

Suitable for: 600XL, 800XL, 65XE, 130XE, XEgs

<https://mcurrent.name/powersupplies/61982-Box.jpg>

**Atari#: C070042-011 (nickname: "Mini")**

"Power Supply"

UL Listed: 94H6, Made in Taiwan (example dates: 0285, 3587)

Type: DV-51AAT

Input: 120V AC 60 Hz 17W

Output: +5V DC 1A

Shipped with: 65XE (earlier), XEgs (earlier/most)

Works with: 65XE, XEgs (stock 64 KiB RAM and no ECI devices)

Considered not as rugged as the C070042-01 "Logo" unit.

<https://mcurrent.name/powersupplies/70042-011.jpg>

**Atari#: C070042-01 (nickname: "Logo")**

Atari logo molded into case, at lower-left of top

"Power Supply" ; "For Use With Atari Computer"

UL Listed: 13JS, Made in Singapore (example date: 4-87)

Input: 117V 60 Hz 22VA

Output: 5VDC 1A

Shipped with: 65XE (later/most), XEgs(later)

Recommended for: 65XE, XEgs (stock 64 KiB RAM and no ECI devices)

<https://mcurrent.name/powersupplies/70042-01-bottom.jpg>

<https://mcurrent.name/powersupplies/70042-01-top.jpg>

**Atari#: C010472 (unit/box, 1977-1978)**

Gray with black lettering; square shape

"Atari, Inc. Los Gatos, CA" "Power Supply"

UL Listed: 205E, Made in U.S.A. (examples: 377, 387, 497)

Input: 120V 60 Hz 9W

Output: 9VDC 500MA (center positive)

Use with: Atari XEP80, SX212. Also Atari 2600, C-380, SC-450 and Sears 99743/99744/75001/75005/75006/75003, 99713, 99729

<https://mcurrent.name/powersupplies/10472-205E.jpg>

**Atari#: C010472 (unit/box, 1977-1978)**

Black with white lettering; slightly curved shape

"Sunnyvale CA. U.S.A." "Power Supply"

UL Listed: 118D, Made in Mexico (example: 11 77)

Input: 120 VAC 60 HZ 10 watts

Output: 9 VDC @ 500 MA. (center positive)

Use with: Atari XEP80, SX212. Also Atari 2600, C-380, SC-450 and Sears 99743/99744/75001/75005/75006/75003, 99713, 99729

<https://mcurrent.name/powersupplies/10472-118D-bottom.jpg>

<https://mcurrent.name/powersupplies/10472-118D-top.jpg>

**Atari#: C010472 (unit/box) / CA014034 (box)**

"Sunnyvale, CA. U.S.A." "Power Supply" square shape

Two versions:

- Beige with black lettering (examples: 0777, 1177)
- Black with metallic lettering (example: 479)

UL Listed: ??? 998N ????. Black version: Assembled in Mexico

Type: B-355

Input: 120 VAC 60 HZ 8 W

Output: 9.0 VDC 500 MA (center positive)

Use with: Atari XEP80, SX212. Also Atari 2600, C-380, SC-450 and Sears 99743/99744/75001/75005/75006/75003, 99713, 99729

<https://mcurrent.name/powersupplies/10472-B-355-beige-bottom.jpg>

<https://mcurrent.name/powersupplies/10472-B-355-beige-top.jpg>

<https://mcurrent.name/powersupplies/10472-B-355-black-bottom.jpg>

<https://mcurrent.name/powersupplies/10472-B-355-black-top.jpg>

**Atari#: C010472 (unit) / CA014034 (box)**

Model DC-950 or Model DC-950B "AC Adaptor"

Type: 666J, Made in Japan

Input, DC-950: AC 120V 60 Hz 8W

Input, DC-950B: AC 120V 60 Hz 12W

Output: DC 9V 500mA (center positive)

Use with: Atari XEP80, SX212. Also Atari 2600, C-380, SC-450 and Sears 99743/99744/75001/75005/75006/75003, 99713, 99729

<https://mcurrent.name/powersupplies/10472-DC-950-bottom.jpg>

<https://mcurrent.name/powersupplies/10472-DC-950-top.jpg>

<https://mcurrent.name/powersupplies/10472-DC-950B-bottom.jpg>

<https://mcurrent.name/powersupplies/10472-DC-950B-top.jpg>

**Atari#: C010472 (earliest units) / C016353 (most units) / CX261 (box)**

UL Listed, earlier units: 883K (examples: 1081, 0282, 0882)

UL Listed, many units: 967Z (example: 0183)

UL Listed, later units: 81J1, Made in Taiwan (example: 0586)

C010472 883K: "AC Adaptor"

C016353 967Z/81J1: "Power Supply For Use With Video Game"

C016353 81J1: "Used Only With Models CX-2000/2600"

Type: DV-9500

Input: 120V AC 60 Hz 11W

Output: 9V DC 500mA (center positive)

Use with: Atari XEP80, SX212. Also Atari 2600, C-380, SC-450 and Sears 99743/99744/75001/75005/75006/75003, 99713, 99729

<https://mcurrent.name/powersupplies/10472-883K.jpg>

<https://mcurrent.name/powersupplies/16353-883K.jpg>

<https://mcurrent.name/powersupplies/16353-967Z.jpg>

<https://mcurrent.name/powersupplies/16353-81J1.jpg>

**Atari#: C010472 (earliest) / C016353 / C016353-101 (later) / CX261 (box)**

UL Listed, earlier units: 771K, Made in Taiwan (examples: 1080, 981, 1082)

UL Listed, later units: 20J8, Made in Taiwan (examples: 483, 887)

C016353/20J8 units:

- "Plug-In Power Supply For Use With Video Game"
- "Used Only With Models CX-2000/2600"

C016353-101/20J8 units: "Plug-In Power Supply For Use With Models 2600, XEP80 or SX212"

Type, C010472/771K: SA9500

Type, C016353/771K and 20J8: SA9500-1 or SA 9500-1

Input: 120V 60 Hz 9W

Output: 9V DC 500mA (center positive)

Use with: Atari XEP80, SX212. Also Atari 2600, C-380, SC-450 and Sears 99743/99744/75001/75005/75006/75003, 99713, 99729

<https://mcurrent.name/powersupplies/10472-771K.jpg>

<https://mcurrent.name/powersupplies/16353-771K.jpg>

<https://mcurrent.name/powersupplies/16353-20J8.jpg>

<https://mcurrent.name/powersupplies/16353-101-20J8.jpg>

**Atari#: C016353 (unit) / CX261 (box)**

"AC/DC Adaptor"

UL Listed: 903K

Input: 120V 60 Hz 10W

Output: 9VDC 500mA (center positive)

Use with: Atari XEP80, SX212. Also Atari 2600, C-380, SC-450 and Sears 99743/99744/75001/75005/75006/75003, 99713, 99729

<https://mcurrent.name/powersupplies/16353-903K.jpg>

**Atari#: C016353 (earlier units) or C016353-101 (later units) / CX261 (box)**

UL Listed, earlier units: 689T, Made in Taiwan (examples, 0182, 0282)

UL Listed, later units: 17J2, Made in Taiwan (examples: 0184, 0787)

C016353/17J2 units:

- "Plug-In Power Supply For Use With Video Game"
- "Used Only with Models CX-2000/2600"

C016353-101/17J2 units: "Plug-In Power Supply For Use With Models 2600, XEP80 or SX212"

Type: SPA-4190-1

Input, C016353/689T units: 110-130V AC 60 Hz 12W

Input, C016353-101/17J2 units: 120V 60 Hz 12W

Output: 9V DC 500mA (center positive)

Use with: Atari XEP80, SX212. Also Atari 2600, C-380, SC-450 and Sears 99743/99744/75001/75005/75006/75003, 99713, 99729

<https://mcurrent.name/powersupplies/16353-689T.jpg>

<https://mcurrent.name/powersupplies/16353-17J2.jpg>

<https://mcurrent.name/powersupplies/16353-101-17J2.jpg>

**Atari#: C016353-101 (unit) / CX261 (box)**

"For Use With Models 2600 XEP80"

Type: LIIIIA9, Made in China

Input: 120V AC 60 Hz 9W

Output: DC 9V 500mA (center positive)

Use with: Atari XEP80, SX212. Also Atari 2600, C-380, SC-450 and Sears 99743/99744/75001/75005/75006/75003, 99713, 99729

<https://mcurrent.name/powersupplies/16353-101-LIIIIA9.jpg>



## 6.2.2) United Kingdom (Input: 240V AC / 50 Hz)

### 6.2.2.1) AC supplies (external transformers)

#### **Ingersoll XK 3498 / Tadmod TM 5498 / Atari# CA014748 (order#)**

"Power Supply"

Made in England

Input: 240V ~ 50 Hz

Output: 9.5V ~ 1.5 AMP

Shipped with: 400, 800, 822, 850

Also works with: 1010, 1020

<https://mcurrent.name/powersupplies/xk3498.jpg>

<https://mcurrent.name/powersupplies/tm5498.jpg>

#### **Atari#: C060592-34 (unit) / CA017964 (order#) / Atari# CA014748 (order#)**

Type: TM 7498, Made in United Kingdom

Input: 240V ~ 50 Hz 0.037Kw

Output: 9V - 50 Hz 27VA

Use with: 400, 800, 810, 822, 850, 1010, 1020, 1050, XF551, PCF554

<https://mcurrent.name/powersupplies/60592-34.jpg>

<https://mcurrent.name/powersupplies/17964-uk.jpg> (box)

#### **Atari#: C061516-34**

"A.C. Mains Adaptor"

"For Use Only With Atari 1010 Program Recorder"

Made in the UK

Input: 240v~ 50 Hz 5VA

Output: 8.5v~ 4.25VA

Shipped with: 1010

<https://mcurrent.name/powersupplies/61516-34.jpg>

### 6.2.2.2) DC power supplies (external adapters)

#### **Tadmod Mains Adaptor Model 6498**

"For Use Only With Model 410 Tape Recorder"

Made in England

Input: 240v ~ 50 Hz

Output: 6v - 1.8VA

Shipped with: 410

<https://mcurrent.name/powersupplies/tm6498.jpg>

**Atari#: C061763-34**

Type: T40/E, Made in UK

Input: 240V~50 Hz 24W

Output: 5V-7.5VA

Shipped with: 600XL, 800XL

Use with: 600XL, 800XL, 65XE, 130XE, XEGs

<https://mcurrent.name/powersupplies/61763-34-alt-top.jpg>

<https://mcurrent.name/powersupplies/61763-34-alt-bottom.jpg>

**Atari#: C061763-34**

Type: DV-515UK, Made in Taiwan (example: 3987)

Input: 240V~50 Hz 0.11A

Output: +5V - 1.5A

Use with: 600XL, 800XL, 65XE, 130XE, XEGs

<https://mcurrent.name/powersupplies/61763-34.jpg>

**Atari#: C061763-24**

"Power Supply"

Type: DV-515SAA, Made in Taiwan (example: 0288)

Input: 240V ~ 50 Hz

Output: 5V - 1.5A, 7.5VA

Use with: 600XL, 800XL, 65XE, 130XE, XEGs

<https://mcurrent.name/powersupplies/61763-24-top.jpg>

<https://mcurrent.name/powersupplies/61763-24-bottom.jpg>

**Cherry Leisure Atari Power Unit**

Made in UK to BS4435 Class IIB

Input: 240V ~ 50 Hz AC only

Output: 9V DC 500mA 4.5VA (center positive)

Shipped with: 2600

Use with: XEP80, SX212, 2600

<https://mcurrent.name/powersupplies/cherry-leisure.jpg>

<https://mcurrent.name/powersupplies/cherry-leisure-box.jpg>

**Ingersoll XK2598/B / Tadmod Mains Adaptor**

Produced to BS415, Made in England

Input: 240V ~ 50 Hz

Output: 9V - 3.6VA (center positive)

Shipped with: 2600

Use with: XEP80, SX212, 2600

<https://mcurrent.name/powersupplies/xk2598-b.jpg>

<https://mcurrent.name/powersupplies/tm-2600.jpg>

**Atari#: C018084-309 (molded plastic logo)**

"A.C. Mains Adaptor"

Produced to BS415, Made in United Kingdom

Input: 240V ~ 50 Hz

Output: 9V - 4.5 VA (center positive)

Shipped with: 2600

Use with: XEP80, SX212, 2600

<https://mcurrent.name/powersupplies/18084-309-v1.jpg>

**Atari#: C018084-309 (printed: Type CAO 18084-309)**

"Adaptor" "Use only with Models CX 2000/2600"

REF. 28399, Produced to BS415, Made in England

Input: 240V. 50 Hz. 8.2W ~A.C. only

Output: 9V. - 500mA. (center positive)

Shipped with: 2600

Use with: XEP80, SX212, 2600

<https://mcurrent.name/powersupplies/18084-309-v2.jpg>

**Atari#: C018084-309 (black label)**

"AC/DC Adaptor", BS415 (example: Jul-Sept 86)

"Use only with models PAL I-2600"

Input: 240V ~ 50 Hz 9W

Output: DC 9V 500mA (center positive)

Use with: XEP80, SX212, 2600

<https://mcurrent.name/powersupplies/18084-309-v3.jpg>

**Atari#: C018084-309 (silver label)**

"AC/DC Adaptor", BS415 (example: Apr-Jun 92)

"For use with models CX2600 XEP80 or SX212"

Input: 240V ~ 50 Hz 9W

Output: DC 9V 500mA (center positive)

Use with: XEP80, SX212, 2600

<https://mcurrent.name/powersupplies/18084-309-v4.jpg>

## 6.2.3) Europe (Input: 220V AC / 50 Hz)

### 6.2.3.1) AC supplies (external transformers)

**Friwo FW6799 (unit) / Atari#: CA014748 (order#)**

9.3V AC 1,66A

Shipped with: 400, 800, 822, 850

Also works with: 1010, 1020

Sole source of unit info:

<http://blog.3b2.sk/igi/post/Napajaci-zdroj-02-ATARI-power-supply.aspx>

PICTURE OF THIS UNIT STILL NEEDED!

**Atari#: C060592-11 (unit) / CA017964 (order#) / Atari#: CA014748 (order#)**

"AC Power Supply"

Type: PL028, Made in UK

Input: 220v~37W 50 Hz

Output: 9v~27VA

Use with: 400, 800, 810, 822, 850, 1010, 1020, 1050, XF551, PCF554

<https://mcurrent.name/powersupplies/60592-11-PL028.jpg>

**Atari#: C060592 (unit) / CA017964 (order#) / Atari#: CA014748 (order#)**

"AC/AC Adapter"

Type: FW6699 (samples: 0584, 2384, 4184)

Input, some units: 220V~/50 Hz/42VA

Input, some units: 220V~/50 Hz/50VA also marked: "For Atari 1020/1050"

Output: 9V~/3A

Some units have misprinted part number: C060529

Use with: 400, 800, 810, 822, 850, 1010, 1020, 1050, XF551, PCF554

<https://mcurrent.name/powersupplies/60529.jpg>

<https://mcurrent.name/powersupplies/60592-bottom.jpg>

<https://mcurrent.name/powersupplies/60592-bottom-10201050.jpg>

<https://mcurrent.name/powersupplies/60592-top.jpg>

**Atari#: C060592-11 (unit) / CA017964 (order#) / Atari#: CA014748 (order#)**

"Power Supply"

Made in Taiwan (sample: 1987-12)

Input: 220V~ 50 Hz 50W

Output: 9V~ 30.6VA

Use with: 400, 800, 810, 822, 850, 1010, 1020, 1050, XF551, PCF554

<https://mcurrent.name/powersupplies/60592-11-alt-bottom.jpg>

<https://mcurrent.name/powersupplies/60592-11-alt-top.jpg>

**Atari#: C060592-11 (unit) / CA017964 (order#) / Atari#: CA014748 (order#)**

"Power Supply"

Type: DV-9034A UP, Made in Taiwan (sample: 04-1988)

Input: 220V~ 50 Hz 35W

Output: 9V~ 3A 27VA

Use with: 400, 800, 810, 822, 850, 1010, 1020, 1050, XF551, PCF554

<https://mcurrent.name/powersupplies/60592-11-DV-9034A.jpg>

**Atari#: C061516 / C061516-11**

"AC/AC Adapter"

Type: FW6399

Input: 220V~/50 Hz/7VA

Output: 9V~/0.5A

Shipped with: 1010

<https://mcurrent.name/powersupplies/61516-6399-bottom.jpg>

<https://mcurrent.name/powersupplies/61516-6399-top.jpg>

<https://mcurrent.name/powersupplies/61516-11-bottom.jpg>

<https://mcurrent.name/powersupplies/61516-11-top.jpg>

**Atari#: C061605-11**

"AC/AC Adapter"

Type: FW6699

Input: 220V~50 Hz/50VA

Output: 9V~/4,2A

Use with: 1027

<https://mcurrent.name/powersupplies/61605-11-bottom.jpg>

<https://mcurrent.name/powersupplies/61605-11-top.jpg>

**Atari#: 14750 "AC/AC Adapter"**

Type: 102501

Input: 220V~/50 Hz/38VA

Output:

- I) 29V~/600mA
- II) 8,6V~/1A

Use with: 1025

<https://mcurrent.name/powersupplies/14750-bottom.jpg>

<https://mcurrent.name/powersupplies/14750-top.jpg>

### 6.2.3.2) DC power supplies (external adapters)

**Atari#: n/a**

"AC/DC Adapter"

Type: FW3199

Input: 220V~/50 Hz/5,5VA

Output: 6V-/300mA

Shipped with: 410

<https://mcurrent.name/powersupplies/3199-top.jpg>

<https://mcurrent.name/powersupplies/3199-bottom.jpg>

**Atari#: C061763-107**

"AC/DC Adapter"

Type: FW1999, Made by Friwo Equipment Manufacturing GmbH (FWGB)

Input: 220V~/50 Hz/33VA

Output: 5V- / 1,8A

Shipped with: 600XL, 800XL (early units)

Use with: 600XL, 800XL, 65XE, 130XE, XEGs, 800XE

<https://mcurrent.name/powersupplies/61763-107-bottom.jpg>

<https://mcurrent.name/powersupplies/61763-107-top.jpg>

**Atari#: C061763-11**

"AC/DC Adapter" (samples: 10-1984)

Type: FW1599, Made by Friwo Equipment Manufacturing GmbH (FWGB)

Input: 220V~/50 Hz/26VA

Output: 5V-/1.5A

Use with: 600XL, 800XL, 65XE, 130XE, XEGs, 800XE

<https://mcurrent.name/powersupplies/61763-11-FW1599-bottom.jpg>

<https://mcurrent.name/powersupplies/61763-11-FW1599-top.jpg>

**Atari#: C061763-11**

Type: DV-515UP, Made in Taiwan (samples: 0585, 2786, 2287)

Input: 220V~50 Hz

Output: 5V= /1.5A 7.5VA

Use with: 600XL, 800XL, 65XE, 130XE, XEGs, 800XE

<https://mcurrent.name/powersupplies/61763-11-DV-515UP.jpg>

<https://mcurrent.name/powersupplies/61763-11-DV-515UP-top.jpg>

**Atari#: C061763-11/T**

"Stromversorgungsgeraet"

Type: PS40, Made in Singapore by Magpower Manufacturers Pte Ltd

Input: 220V~, 50 Hz 32VA

Output: 5V - 2A

Use with: 600XL, 800XL, 65XE, 130XE, XEGs, 800XE

<https://mcurrent.name/powersupplies/61763-11-T-bottom.jpg>

<https://mcurrent.name/powersupplies/61763-11-T-top.jpg>

**Atari#: C070045-01**

"Power Supply"

Type: DV-51AUP, Made in China

Input: 220V~50 Hz 19VA

Output: 5V - 1A 5VA

Shipped with: 800XE

Works with: 65XE, XEGs, 800XE (stock 64 KiB RAM and no ECI devices)

<https://mcurrent.name/powersupplies/70045-01-bottom.jpg>

<https://mcurrent.name/powersupplies/70045-01-top.jpg>

**Atari#: C070045-01/T**

"Stromversorgungsgeraet"

Type: PS35, Made in Singapore by Magpower Manufacturers Pte Ltd

Input: 220V~, 50 Hz, 18VA

Output: 5V-, 1A

Works with: 65XE, XEgs, 800XE (stock 64 KiB RAM and no ECI devices)

<https://mcurrent.name/powersupplies/70045-01-T-bottom.jpg>

<https://mcurrent.name/powersupplies/70045-01-T-top.jpg>

**Atari#: n/a**

"AC/DC Adapter"

Top: "Atari" in white

Type: FW3399

Input: 220V~/50 Hz/7,9VA

Output: 9V-/400mA (center positive)

Use with: XEP80, SX212, 2600 (but not 2600S, see below)

<https://mcurrent.name/powersupplies/3399-bottom.jpg>

<https://mcurrent.name/powersupplies/3399-top.jpg>

**Atari#: C018084-107**

"AC/DC Adapter"

Top: "Atari" logo molded in black

Top: "Use only with model CX 2000 / 2600" painted in white

Type: FW3299 or FW4299

Input: 220V~/50 Hz/9VA

Output: 9V-/500mA (center positive)

Use with: XEP80, SX212, 2600 (but not 2600S, see below)

<https://mcurrent.name/powersupplies/18084-107-4299-bottom.jpg>

<https://mcurrent.name/powersupplies/18084-107-3299-bottom.jpg>

<https://mcurrent.name/powersupplies/18084-107-3299-top.jpg>

**Atari#: C018084-107 (examples: May-Jul 86, Jan-Mar 87)****or C018084-117/A (examples: Jun-Aug 87, Jun-Aug 89)**

Rounded/slightly oblong shape, label black (most) or silver (later units)

Cord attached at center-bottom of unit (relative to label)

"AC/DC Adaptor"

- 107 units: "use only with models CX-2600"
- 107 units, some: "Made in Taiwan"
- 117/A units: "For use with models CX2600 XEP80 or SX212"

Input: AC220V 50 Hz 9W

Output: DC9V 500mA (center positive)

Use with: XEP80, SX212, 2600 (but not 2600S, see below)

<https://mcurrent.name/powersupplies/18084-107.jpg>

<https://mcurrent.name/powersupplies/18084-107-label.jpg>

<https://mcurrent.name/powersupplies/18084-117-a-black.jpg>

<https://mcurrent.name/powersupplies/18084-117-a-silver.jpg>

**Atari#: C018084-117**

Squarish unit, black label

Cord attached at top-right of unit (relative to label)

"AC/DC Adaptor" (examples: Jun-Aug 87, Feb-Apr 89, May-Juy 91)

"For use with models CX2600 XEP80 or SX212"

Input: AC 220V 50 Hz 9W

Output: DC 9V 500mA (center positive)

Use with: XEP80, SX212, 2600 (but not 2600S, see below)

<https://mcurrent.name/powersupplies/18084-117.jpg>

**Atari#: C018084-117A**

Squarish unit, silver label

Cord attached at bottom-right of unit (relative to label)

"AC/DC Adaptor" (example: 9026)

"For use with model 2600"

Input: AC 220V~50 Hz 9W

Output: DC 9V-500mA 4.5VA (center positive)

Use with: XEP80, SX212, 2600 (but not 2600S, see below)

<https://mcurrent.name/powersupplies/18084-117a.jpg>

**Atari#: C018084-117A**

Squarish unit, silver label

Cord attached at top-left of unit (relative to label)

"AC/DC Adaptor"

"For use with model 2600"

Input: AC 220V ~ 50 Hz

Output: DC 9V - 500mA 4.5VA (center positive)

Use with: XEP80, SX212, 2600 (but not 2600S, see below)

<https://mcurrent.name/powersupplies/18084-117a-alt.jpg>

**Atari#: C016507 (unit) / CA017087 (box from US) / CA019055 (box from Hong Kong)**

"AC Adaptor"

Some units: "Use Only With Models CX-2600"

Input: 220V 50 Hz 15W

Output: 9.5VDC 650mA (center positive)

Use with: 2600S (original SECAM VCS version for France, shipped in 1982)

<https://mcurrent.name/powersupplies/16507--19055.jpg> (unit with H.K. box)

<https://mcurrent.name/powersupplies/16507-alt.jpg>



## 6.2.4) More Info

**Devices by Atari that draw their power from SIO pin 10 (+5V/Ready):**  
XM301(60mA), XC11, XC12

**Device by Atari that draws its power from the 600XL PBI:**  
1064

**Devices by Atari that have built-in power supplies**

(The device plugs directly into the wall for power):

410 (120V versions), 820, 825, 1025 (120V version), 1029, XMM801, XDM121

### Section References:

- "Atari XL/XE Power Supplies: A Hardware Mystery Solved" by Ben Poehland (Benjamin L. Poehland), Modern Electronics, May 1986, pp. 46-54.  
<https://preview.tinyurl.com/ybgtc63g>
- "Secrets of XL/XE Power Supplies" by Ben Poehland (Benjamin L. Poehland), Current Notes, 10(9), November 1990, pp. 42-49. (updated version of his earlier article)  
<https://mcurrent.name/powersupplies/poehland.pdf>
- <http://www.best-electronics-ca.com/power%20guide.htm>
- B&C ComputerVisions <http://www.myatari.com/ebay/psxl.jpg>

## 6.3) What accessories/controllers did Atari make for their computers?

(Thanks to Laurent Delsarte for help with CX10/CX11/CX12.)

This should be a complete list of accessories released by Atari and designated with a two-digit "CX" model number, plus several other compatible controllers that Atari did not designate with a "CX" model number.

While they can all be used with the 8-bit Atari computers, some of these accessories/controllers were originally and/or primarily intended for use with the Atari 2600 VCS, ST/TT/Falcon, or 7800, as indicated.

### **CX10 Joystick Controller (X-Y Controller), CA010973 / CA011804**

- Introduced June 1977 (for the Atari VCS)
- Greatly resembles the later iconic CX40, but identified by "ATARI" label on top of stick (or indentation at top of stick where the "ATARI" label belongs), and by the lack of the small "TOP" label at the base of the stick toward the up/forward position
- Internally, contains 5 large spring-loaded buttons
- Two units shipped with 1977-1978 VCS systems; replaced by CX40 in 1978
- Never sold separately
- CA010972 / CA011805 Sears version has "Sears" logo instead of the "ATARI" label; shipped with 1977 Sears Cartridge Tele-Games System Video Arcade systems before being replaced by the CX40 in 1978
- Industrial design: Kevin P. McKinsey, Gerald R. Aamo

### **CX10 Printed circuit board for the CX40 Joystick**

- Regional product of Atari International (Benelux) B.V.

### **CX11 Plastic insert replacements for the CX40 Joystick**

- Regional product of Atari International (Benelux) B.V.

### **CX12 Cable replacement for the CX 40 Joystick**

- Regional product of Atari International (Benelux) B.V.

### **CX20 / CA010889 / CA012759 Driving Controllers: One Pair**

- Introduced June 1977 (for the Atari VCS)
- Marketed by Atari for use with the 400/800 in 1979 only
- Box contains two Driving Controller units
- Single unit attaches to single controller port
- Two CX20 units also shipped with Atari Indy 500 and Sears Tele-Games Race for the VCS
- Early units have Atari logo on base; most units have the word "driving" instead of the Atari logo
- Sears version of early units has "Sears" logo instead of Atari logo
- Manuals:
  - Pages 246-247 of the Operating System User's Manual (REV. A, 1982)
  - Atari 2600/2600A VCS Domestic (M/N) Field Service Manual FD100133
  - Atari 2600-2600A PAL B/G Field Service Manual FD100047

### **CX21 Video Touch Pad, CA019109 / CA019614**

- Introduced June 1982 (marketed for the Atari VCS)
- Shipped with Star Raiders for the VCS, and also sold separately
- Compatible with the earlier CX50 and the later CX23
- Made in Taiwan

### **CX22 Trak-Ball controller**

- Introduced January 1983 (marketed primarily for the Atari 2600)
- Shipped domestically only
- Identified by round buttons (duplicate function for left/right hands)
- Two versions:
  1. Single mode version, CA020556 (uncommon; 15,000 unit initial production run)
    - A joystick emulator; no mode select switch; no true trackball mode
    - Unit colors: black top and bottom housings, white cue ball
    - Unit label: "Atari 2600 Pro-Line Trak-Ball" (prototype: "Atari 2600 Trak-Ball")
    - Manual: Atari Trak-Ball Controller Owner's Manual Model No. CX22
    - Marketing/box also carry the "Pro-Line" brand
    - Box mentions Atari Consumer Division

- Box mentions the Atari 400/800, but Owner's Manual does not
- Manufactured by Atari, Inc. in El Paso, Texas, USA
- 2. Dual mode version, CA024208 (common)
  - Mode select switch at rear of unit, labeled T and J, selects Joystick emulation or true Trackball operation
  - Trackball mode is compatible with that of the CX80 Trak-Ball
  - Unit colors: dark brown top housing, buff white bottom housing, buff white cue ball (prototype: dark brown cue ball)
  - Unit label: "Atari Trak-Ball"
  - Manual: Atari Trak-Ball Controller Owner's Manual Model No. CX22 C024237
  - Unit/box/Owner's Manual do not carry the "Pro-Line" brand
  - Box/Owner's Manual both mention Atari Home Computers
  - Made in Mexico
- Available: Atari CX22 Trakball Field Service Manual FD100660

### **CX23 Kid's Controller, CA020171**

- Introduced January 1983 (marketed for the Atari 2600)
- Blue; and rather large
- Usually used with CCW Sesame Street Library titles for the 2600
- Sold separately only
- Compatible with the earlier CX50 and CX21

### **CX24 Pro-Line Joystick / Super Controller / Deluxe Joystick, CA021075**

- Introduced January 1983 as CX60 Pro-Line Joystick (marketed domestically for the 2600)
- Introduced June 1983 as CX60 Super Controller (for home computers and international markets)
- One or two units shipped with 1984-1985 European 2600 systems
- Two units shipped with all NTSC 7800 systems (1984, 1986-1991)
- Also sold separately
  - Marketed as Pro-Line Joystick until 1989
  - Marketed as Deluxe Joystick beginning 1989

### **CX30 Paddle Controller (set of 2), CA010949 / CA012760**

- Introduced June 1977 (for the Atari VCS)
- Each controller contains a linear 1 Megaohm potentiometer
- Dual controllers attach to one controller plug
- Early units have Atari logo on base; most units have the word "paddle" instead of the Atari logo
- CA010950 early Sears version has "Sears" logo instead of Atari logo
- One set/pair shipped with 1977-1982 VCS/2600 systems
- Manuals:
  - Atari 2600/2600A VCS Domestic (M/N) Field Service Manual FD100133
  - Atari 2600-2600A PAL B/G Field Service Manual FD100047
  - Atari 400/800 Home Computer Field Service Manual FD01
  - Atari 400/800 PAL-UK field service manual FD100002

### **CX40 Joystick Controller / Standard Joystick / X-Y Controller, CA011693 / CA011694 / CA011802 / CA012994 / CA020412**

- Introduced January(?) 1978 (for the Atari VCS)
- The iconic Atari joystick, completely replaced the original CX10
- Greatly resembles the earlier CX10, but identified by lack of "ATARI" label on top of stick (or lack of indentation at top of stick where the "ATARI" label would belong), and by the small "TOP" label at the base of the stick toward the up/forward position.
- Normally black stick and base with red button. Units marketed for use with the XEGs specifically have an XE matching gray base.
- Internally, contains only one small spring, under the fire button
- Two units shipped with 1978-1984 VCS/2600 systems and with 1984-1985 NTSC 2600 systems; single unit shipped with all 1986-1991 2600 systems
- Units also shipped with a variety of kits/packs marketed for 8-bit Atari computer or XEGs users
- Manuals:
  - Atari 2600/2600A VCS Domestic (M/N) Field Service Manual FD100133
  - Atari 2600-2600A PAL B/G Field Service Manual FD100047
  - Atari 400/800 Home Computer Field Service Manual FD100001
  - Atari 400/800 PAL-UK field service manual FD100002
- Industrial design: Gerald R. Aamoth, Kevin P. McKinsey

### **CX41 Joystick Repair Kit, CA020476**

- For the CX40 Joystick
- Includes: 1 Printed Circuit Board, 3 Springs, 1 Insert, 1 Boot, 1 Retaining Ring, Joystick Repair instructions C020484

### **CX42 Remote Control Wireless Joysticks, CA021060**

- Introduced June 1983
- Package contains:
  - Remote Control Receiver
  - Two Remote Control Joysticks (Left Controller, Right Controller)
  - Installation Instructions C021059
- Receiver requires the 2600 VCS AC power adapter (Atari#C010472 specified; not included) for its power, and in turn supplies the power to the 2600 VCS.
- Despite early marketing, unit/packaging/documentation do not carry the "Pro-Line" brand
- Made in Korea by Cynex for Atari
- Prior to the Atari version, released by Cynex as: Game Mate 2
- Not marketed internationally by Atari

### **CX43 Space Age Joystick, CA023100**

- Introduced June 1983 (marketed for the Atari 2600)
- Marketing/packaging also carry the "Pro-Line" brand
- Made for Atari by Milton Bradley

### **CX50 Keyboard Controllers: One Set, CA012758**

- Introduced January 1978 (for the Atari VCS)
- Marketed by Atari for use with the 400/800 from 1980 to 1981
- Box contains two units
- Compatible with the later CX21 and CX23
- Manuals:
  - Atari 2600/2600A VCS Domestic (M/N) Field Service Manual FD100133
  - Atari 2600-2600A PAL B/G Field Service Manual FD100047

### **CX70 Light Pen, CA016311**

- Introduced June 1980
- RARE - Only offered by Atari for a few months in 1981 (InfoWorld 26-dec-1983 – 2-Jan-1984)
- Shipped with CX4124 demonstration program cassette
- Manual: Atari Light Pen Operator's Manual Model CX70 C016367

### **CX75 Light Pen**

- Announced June 1983, introduced January 1984
- Shipped with RX8054 AtariGraphics cartridge
- Developed by Gibson Laboratories / Steve Gibson for Atari

### **CX77 Touch Tablet**

- Previewed June 1983, introduced with AtariArtist January 1984
- Shipped with RX8053 AtariArtist cartridge and Atari 810/1050 Master Diskette II CX8104 (DOS 2.0S) disk (Illustrator product by Island Graphics, Atari Touch Tablet version)
- The Atari Touch Tablet With AtariArtist Software Owner's Guide C061794
- Industrial design: Tom Palecki

### **CX78 Joypad Controller**

- Introduced June 1988
- Two units shipped with all European PAL and Peritel PAL/RGB 7800 systems (1989-1992)
- One unit shipped with late production (1991-1992) European PAL and Peritel PAL 2600 systems

### **CX80 Trak-Ball controller**

- Introduced June 1983 (for home computers and international markets)
- Shipped internationally only
- Identified by large triangular buttons (duplicate function for left/right hands)
- Mode select switch at rear of unit, labeled JS and TB, selects JoyStick emulation or true TrackBall operation
- Trackball mode is compatible with that of the CX22 Trak-Ball
- Unit colors: dark brown top housing, dark brown bottom housing (prototype: buff white bottom housing), dark brown cue ball
- Unit label: "Atari Trak-Ball"
- Manuals:
  - Atari Trak-Ball Owner's Manual CX80 C061761
  - Atari CX80 Trakball Field Service Manual FD100750
- Box/Owner's Manual by Atari, Inc. International Division
- Made in USA

### **CX81 Atari I/O Data Cord (5 Ft.; 1m50), CA015900-01 (SIO cable)**

### **CX82 B & W Monitor Cable, CA015900-06. Includes (thanks Laurent Delsarte):**

- Connection instructions
- Phono (RCA-type) adapter, part no. C016828
- BNC adapter, part no. C016829
- UHF adapter, part no. C016830

### **CX85 Numerical Keypad, CA060140 / CA060413**

- Announced January 1982
- Included with the CX419 Bookkeeper Kit; also sold separately
- Package includes:
  - CX8139 Numerical Keypad Handler Master Program Diskette
  - Keyboard overlay for use with additional programs
  - User's Guide C060488
  - Technical Reference Notes C061037
- Available: Atari CX85 Numeric Keypad Field Service Manual FD100176 November, 1982
- Made in Hong Kong

### **CX86 Printer Cable, CA015900-02 (included with 825) (DA-15P to 20-pin dual Edge-on)**

### **CX87 Modem Cable, CA015900-03 (included with 830 Modem) (DE-9P to DB-25P)**

### **CX88 Terminal Cable, CA015900-04 (DE-9P to DB-25P null modem cable)**

## **CX89 Color Monitor Cable, CA015900-05**

### **Track & Field Arcade Controller, CA025462-001**

- Introduced June 1984
- Designed by Wico for Atari
- Shipped with Atari/AtariSoft Track & Field (Atari 2600, Atari home computers, Commodore 64, and Apple II versions)
- Apple II version requires/shipped with Apple II Game I/O port adapter

### **STM1 Mouse**

- Introduced January 1985 (for the Atari 130ST/520ST)
- Atari ST/XE matching gray
- Right mouse button cannot be read by Atari 8-bit computers
- Shipped with Atari ST/Mega/STe/Falcon desktop computers

### **PCM1 Mouse**

- Introduced January 1987 (for the Atari PC1)
- Physically/functionally identical to the STM1
- Early units: Atari PC1 matching gray
- Later units: Atari PC/ATW/TT matching white
- Right mouse button cannot be read by Atari 8-bit computers
- Shipped with Atari PC/ATW/TT computers (except laptops)

### **XG-1 Light Gun**

- Previewed January 1987, introduced February 1987
- Single unit shipped with the XE game system (XEgS) packages XE 2001, XE 4001, and XE 5001, plus the 65XE game system package sold by Coelsa in Chile. Each of these packages are detailed elsewhere in this FAQ list.

## **6.4) What Kits/Add-A-Paks did Atari make for their 8-bit computers?**

This should be a complete listing of packaged "kits" that Atari sold for their 8-bit computers, most comprised of products also sold separately.

Packages including a computer, as well as XE game system (XEgS) packages, are detailed in the sections of this FAQ list introducing those computer models.

### **CX418 The Home Manager**

- The Home Filing Manager CX415
- Family Finances CX421

### **CX419 The Bookkeeper Kit**

- CX414 The Bookkeeper
- CX85 Numerical Keypad
- Bookkeeper Kit Manual

### **CX481 The Entertainer**

- Contents: Star Raiders + Missile Command + CX40-04 joystick pair + The Entertainer Owner's Guide C017995
- Box style 1: (thanks Bill Demian)  
Text on the box indicates Computer Chess as the second game complementing Star Raiders. The illustration on the box actually shows a Music Composer box underneath the Star Raiders box.
- Box style 2: (thanks Laurent Delsarte)  
Text on the box correctly indicates Missile Command as the second game complementing Star Raiders. One illustration on the box shows an unidentified box underneath the Star Raiders box; another illustration (in color) shows a Music Composer box underneath the Star Raiders box.
- Replaced in 1983 by KX7101 The Entertainer Kit

### **CX482 The Educator**

- 410 Program Recorder
- CXL4002 Atari BASIC cartridge
- CX4112 States & Capitals cassette
- The Educator Owner's Guide C017997

### **CX483 The Programmer**

- Version 1:
  - Atari BASIC CXL4002
  - BASIC Reference Manual C015307
  - Atari BASIC book (Wiley Self-Teaching Guide) by Albrecht/Finkel/Brown C014385
  - The Programmer Owner's Guide C017996
- Version 2:
  - Atari BASIC CXL4002
  - BASIC Reference Manual C015307
  - Inside Atari BASIC book by Bill Carris C060992
  - The Programmer Owner's Guide C017996
  - \$5 rebate coupon for An Invitation to Programming 1, 2, or 3



### **CX484 The Communicator (thanks Laurent Delsarte)**

- 850 Interface Module unit
- 850 Power Supply unit, boxed (CA014748)
- SIO cable CA014122 (3-foot; 91.5 cm)
- 850 Interface Module Operator's Manual C015953
- 830 Acoustic Modem, boxed
- TeleLink I cartridge CXL4015
- TeleLink I manual C014189-15
- Dow Jones Information Services User's Guide C017251
- One free hour access to each of: Dow Jones Information Service, The Source, CompuServe
- Sold by Atari in the USA only

### **CX488 The Communicator II**

- 835 Direct Connect Modem
- 835 Power Adaptor unit C060479, boxed (CA060535)
- SIO cable CA014122 (3-foot; 91.5 cm)
- Modular telephone cable (RJ11 standard)
- The Communicator II: Getting Started C024438 (User's Guide)
- TeleLink II cartridge CXL4016
  - On-board 1 KiB (256 x 4 bit) nonvolatile static RAM (EEPROM) for saving the name, telephone number, and sign-on codes of two services in the cartridge memory
  - Supports both the 835 and 830 Modems
- TeleLink II Owner's Guide C061183
- Sold by Atari in the USA and Canada

### **KX7099 BASIC Tutor I Add-A-Pak**

- An Invitation to Programming 2:  
Writing Programs One and Two CX4106 including two cassettes
- An Invitation to Programming 3:  
Introduction to Sound and Graphics CX4117 including two cassettes
- Inside Atari BASIC book by Bill Carris C060992
- 101 Programming Tips & Tricks book by Alan North C061832 with cassette TX9033  
[http://www.rhod.fr/pages/atari\\_basic\\_tutor.html](http://www.rhod.fr/pages/atari_basic_tutor.html)

### **KX7101 The Entertainer (1983 replacement for CX481 The Entertainer)**

Star Raiders + Pac-Man + CX40-04 joystick pair + The Entertainer Owner's Guide C017995  
Same box as CX481 but features round black on yellow sticker: "Includes Pac-Man & Star Raiders"

### **KX7102 Arcade Champ Add-A-Pak**

Pac-Man + Qix + 2 CX40 joysticks + cartridge storage case  
<http://www.rhod.fr/pages/the-arcade-champ.html>

### **KX7400 Game Kit (Donkey Kong cartridge + two CX40 Joysticks)**

<https://preview.tinyurl.com/y2x942qq>

### **KX7401 Game Kit (Centipede cartridge + two CX40 Joysticks)**

<https://preview.tinyurl.com/y53e0os3>

(Released in West Germany only)

## 6.5) What graphics tablets were produced for the Atari?

According to Wikipedia, a graphics tablet (or digitizing tablet, graphics pad, drawing tablet) is a computer input device that allows one to hand-draw images and graphics, similar to the way one draws images with a pencil and paper. At the time of the Atari computer the more popular term was: touch tablet.

Several graphics tablets were produced and marketed for the Atari 8-bit computers:

#### **Animation Station by Suncom**

- Shipped with DesignLab disk (Suncom version of Blazing Paddles)
- Fully compatible with the earlier, popular KoalaPad
- Work surface is about the same size as the one on the Atari Touch Tablet - about 50% larger than the KoalaPad's
- A list of compatible software is elsewhere in the FAQ list.

#### **Atari Touch Tablet CX77**

- Shipped with AtariArtist cartridge RX8053 (Illustrator product by Island Graphics, Atari Touch Tablet version)
- Also shipped with Atari 810/1050 Master Diskette II CX8104 (DOS 2.0S) disk
- Similar to the popular, earlier KoalaPad, but returns reversed y-position values compared to the KoalaPad/Animation Station tablets
- Device measures 7.5" x 9.5" x 1.25"
- Drawing surface measures 5" x 6.5"
- A list of compatible software is elsewhere in the FAQ list.

### **KoalaPad Touch Tablet by Koala Technologies**

- Koala Model 004 for use with Atari computers
- Atari version shipped with one of:
  - Micro Illustrator (disk) by Steven Dompier for Koala, © 1983 (Illustrator product by Island Graphics, KoalaPad version)
  - KoalaPainter (cartridge) (Illustrator product by Island Graphics, KoalaPad version)
- Device measures 8.5" x 6.5" x 2"
- The square drawing area is 4.25" on each side.
- Very popular
- A list of compatible software is elsewhere in the FAQ list.

### **Kurta Graphics Tablet by Kurta Corporation**

- Very early device
- 400/800 only: requires controller ports 1, 2, and 3
- Device measures 13" x 15.5"
- Shipped with Kurta Demo Disk
- Kurta Atari Graphics System, sold separately, includes software:
  - Road Map Distance Analysis
  - Length
  - Area - Calculation of areas (any shape)
  - Sound - display pen location by means of sound
  - Drawing
  - Graphics
- See ANALOG #1 for a review (p. 16) and an ad (p. 17)

### **PowerPad by Chalk Board, Inc.**

- A unique and very large device
- Device measures 17" x 19" x 1.5"
- 12" x 12" square drawing area
- Shipped without software
- Cartridges released separately by Chalk Board for the PowerPad:
  - BearJam
  - Leo's 'Lectric Paintbrush
  - LogicMaster
  - MicroMaestro
  - Micro Illustrator (Illustrator product by Island Graphics, PowerPad version)

### **Super Sketch by Personal Peripherals, Inc. (PPI)**

- Atari version
- Shipped with Graphics-Master cartridge
- A 10" X 14" tablet
- Similar to the earlier VersaWriter - trace or freehand a drawing into the computer.

- Planned Atari software from PPI for used with Super Sketch (released???):
  - In-Store Demo (disk)
  - Printer Utility (disk)
  - Business Presentor (disk)
  - Master Home Planner (disk)
  - Super Music Box (cartridge)

### **VersaWriter Drawing Tablet by Versa Computing, later by Peripherals Plus**

- Shipped with Graphics Software (2 disks)
- Trace or freehand a drawing into the computer
- Dimensions: 12" x 13.5"
- See ANALOG #4 (1981) p. 46 for ad, p. 47 for review
- See Creative Computing vol. 8 no. 4 April 1982 p. 79 for another ad.
- Reviewed: SoftSide #45, November 1983, pp. 90-91
- Reviewed (with picture) in Atari Classics June 1993 pp. 26-28

## 6.6) What light pens were produced for the Atari?

A light pen or light gun requires a cathode ray tube (CRT) television or monitor. Only one light pen or light gun may be used on the Atari at a time. Controller Jacks 1-3 on the 400 do not support a light pen / light gun.

- Atari Light Pen CX70 (1980, shipped 1981)
  - Shipped with CX4124 demonstration program cassette
- Symtec Light Pen (1982)
- The Light Pen by Programmer's Institute / Futurehouse (1983)
- Tech Sketch LP-10 Light Pen (no switch)
  - Atari package supplied with demo cassette
- Tech Sketch LP-15 Light Pen (high resolution, with switch)
  - Earlier Atari package: Supplied with demo cassette
  - Atari packages: With Paint-N-Sketch Level I cassette, disk, or cartridge
  - Later Atari package: Micro Illustrator diskette included (Illustrator product by Island Graphics, light pen version)
- Tech Sketch LP-10S Light Pen (with switch)
  - Earlier Atari package: Supplied with demo cassette
  - Atari packages: With Paint-N-Sketch Level I cassette, disk, or cartridge
  - Later Atari package: Micro Illustrator diskette included (Illustrator product by Island Graphics, light pen version)
- Computapix PixStik (ad: YourComputer Feb 1984 pages 12-13)
  - Atari version shipped with PaintBox (by Eamonn Walsh) and "3 free games"
- Atari Light Pen CX75 (1984)
  - Shipped with AtariGraphics cartridge RX8054 by Gibson Laboratories / Steve Gibson for Atari
- Stack Light Pen by Stack Computer Services (1984)
  - Later units shipped with LiteWriter software and 10 games: Othello, Seek and Destroy, Simon, Life, GO, Draughts, Drossword Twister, Lost in Labyrinth, Concentration, Shuffler

- Edumate Light Pen by Futurehouse (1984)
  - Improved version of The Light Pen by Programmer's Institute / Futurehouse
  - Sold with 5 or 6 programs for the Atari
  - Some later units sold with Peripheral Vision program by Futurehouse
- Hoyt Light Pen by Hoyt Corporation (ad: Compute#49Jun84p48)
  - released????
- McPen light pen by Madison Computer (1984)
  - Came with a disk with 4 BASIC programs
- Koala Light Pen by Koala Technologies (1984, fall)
  - Box: "for Commodore 64"
  - Box sticker: "Contents work on Atari and Commodore 64 Computers"
  - Sold with KoalaPainter (light pen version) two-sided disk for Commodore 64 and Atari (Illustrator product by Island Graphics, light pen version)
- Turbo Light Pen by Turbo Software for M.P.M. (Chile), 1989?
  - Shipped with 2 cassettes

## 6.7) What light guns were produced for the Atari?

Just two:

- Atari XG-1 Light Gun (1987)
- Best Electronics "The Best" Video Light Gun (1989)

A light pen or light gun requires a cathode ray tube (CRT) television or monitor. Only one light pen or light gun may be used on the Atari at a time. Controller Jacks 1-3 on the 400 do not support a light pen / light gun.

## 6.8) What voice/speech synthesis hardware is there for the Atari?

### **Type 'n Talk (TNT) by Votrax (see CreativeComputing9/81p148-151)**

- RS-232-C device with available cable for Atari 850
- Output: Includes mini-phone jack for 8-ohm speaker (not included)
- Votrax SC-01-A Speech Synthesizer chip
- Programmer controls unit using regular Atari 850 R: device handler

### **Echo GP by Street Electronics Corp. (SEC), 1982**

- RS-232-C device with available cable for Atari 850
- Output: Built-in speaker, or optional external speaker
- Texas Instruments TMS 5200 or TMS 5220 Voice Synthesis Processor (VSP) chip
- Programmer controls unit using regular Atari 850 R: device handler

### **ITalkII by RealTime Electronics, 1982**

- Marketed by Greenbrier Marketing International
- Connects to Atari 400/800 joystick ports 3+4
- Output: Routed via SIO to normal Atari Sound Output; also provides auxiliary output jack (phono jack) for optional external speaker
- SIO port for daisy chain
  - SIO Audio Input signal is combined with the device's sound output
- Votrax SC-01-A Speech Synthesizer chip
- Draws its power from the Atari joystick ports
- Software: Machine Language Driver, Word Editor, Sentence Builder, Dictionary, Word Blaster

### **Voice Box by The Alien Group, 1982**

- Built-in SIO cable - must end SIO daisy chain
- Output: Routed via SIO to normal Atari Sound Output
- Votrax SC-01-A Speech Synthesizer chip
- Draws its power from the Atari
- Cassette or Disk includes Random Sentence Generator and Talking Face

### **Voice-Box II by The Alien Group, 1983**

- Built-in SIO cable - must end SIO daisy chain
- Output: Routed via SIO to normal Atari Sound Output
- Votrax SC-01-A Speech Synthesizer chip
- Draws its power from the Atari
- Disks include 5 games: Concentration, Stud Poker, Spelling, Acey Deucey, Green Goblins

### **Cheap-Talk: Build Your Own Speech Synthesizer project**

- By Lee Brilliant, M.D., ANALOG #29, April 1985, pages 59-67
- Connects to joystick ports 1+2, or ports 3+4 (400/800)
- Output: external speaker, or connects to SIO for output via normal Atari Sound Output
- General Instrument SP0256-AL2 speech synthesizer chip
- Draws its power from the Atari

### **Atari Speaks project, by Kevin Griffin, Page 6 #19 Jan/Feb86**

- Connects to joystick ports 1+2, or ports 3+4 (400/800)
- Output: Built-in speaker
- General Instrument SP0256-AL2 speech synthesizer chip
- Draws its power from the Atari

### **Talking Typewriter project, by Bill Marquardt, ANTIC Jan87**

- Connects to joystick ports 1+2
- Output: external speaker, or connects to SIO for output via normal Atari Sound Output
- General Instrument SP0256-AL2 speech synthesizer chip
- Draws its power from the Atari

## **6.9) What sound digitizers/samplers were produced for the Atari?**

These are hardware/software analog/digital (A/D) audio conversion solutions that record an analog audio input signal as digital data for storage or playback. Some of these use the Atari's native 8-bit analog/digital conversion capability (potentiometer ports), and for playback most of these utilize the Atari's native support for 4-bit pulse-code modulation (PCM or "Volume Control Only" or "Volume Only") sound output.

### **Talk is Cheap project by Ed Stewart, Antic vol. 2 no. 4 Jul-1983 pages 64-66**

<https://www.atarimagazines.com/v2n4/talkischeap.html>

- Device plugs into joystick port 3
- 8-bit sampling and 4-bit playback using native Atari capabilities
- Variable sample rate up to about 4.5 kHz

### **Parrot, by Tony Ramos for Alpha Systems, 1985**

- Parrot Audio Interface (paddle-like device) plugs into joystick port 2 Includes mini-plug input jack for microphone, includes jumper wire for powered sound source
- Sample rate of up to 8 kHz; longer recording times reduce the sample rate
- Software included: SAMPLER, EMULATOR, PLAYER, GUESSNUM
- Uses .DIG digitized audio file format
- Distributed separately: Parrot Demo, Pre-Recorded Sounds, Pop-N-Rocker

### **Voice Master, by Covox, 1985**

- "Speech and music processor"
- Functions: Speech synthesizer, word recognition, "Voice Harp"
- Plugs into Joystick port 2
- Shipped with headset that plugs into unit's Mike and Ear mini-phone jacks
- Draws its power from the Atari
- Software included: Demo program, Bargraph, Calculator, Clock, Blackjack, Composer, Calibrate
- Software sold separately by Covox:
  - Speech Construction Set
  - Talking Disk

### **Digital-Mikrofon, by Zain, 1985? (Released?)**

- Input and output connectors, via joystick controller ports
- Software included
- Happy Computer (magazine) #11 Nov-1985 page 130

### **Replay, by 2 Bit Systems, 1986**

- Cartridge device includes built-in cable with phono audio input jack
- Sample rate selectable from 6 kHz to 21 kHz
- 8-bit sampling depth; 4-bit playback with supplied software
- Software included: Replay (sampling/playback), DigiDrum, DigiSynth, Echo
- V2.0 Replay program with reverse and trigger options
- Distributed separately:
  - Percussion Master
    - External D/A and filter, plugs into joystick ports 1 & 2
    - Enhances Replay software with 8-bit playback
  - DigiDrum II (can use Replay samples)
- Package later marketed by Galin International, 1992

### **Soundmeister, by Irata, 1986/1987? (Released?)**

- See ad in Atari Magazin 2/87 p9
- Released for the Atari ST instead?  
<http://www.stcarchiv.de/am1987/06/meister-digitizer-videomeister>

### **Micro-Voice, by 2 Bit Systems, 1987**

- Cable plugs into joystick port, records from a tape recorder/hi-fi
- 8-bit sampling and 4-bit playback using native Atari capabilities
- Software included: Micro-Seq, Micro-Synth, Echo, Sampler

### **Parrot II, by Tony Ramos for Alpha Systems, 1987**

- Parrot II Audio Interface (paddle-like device) plugs into joystick port, has two input jacks, one for a microphone, one for a powered source
- Version 2.0 software enhanced for 130XE banked memory
- Fully compatible with software for the original Parrot by Alpha Systems

### **Sound'N'Sampler, by Ralf David, 1987**

- Device plugs into joystick controller port 1
- 4-bit sampling depth
- 4-bit playback using native Atari capabilities
- Software included: Digital-Data-Editor



### **Voice Master Junior, by Covox, 1988?**

- Plugs into Joystick port
- Built-in microphone
- Draws its power from the Atari
- Fully compatible with software for the original Voice Master by Covox

### **Sound Sampler, project by Andreas Binner and Harald Schoenfeld (PPP) for Atari Magazin, 1/89 pages 44-49; for corrections: 5/89 page 84**

- Device plugs into two joystick controller ports
- 67 kHz sampling rate
- 8-bit sampling depth
- 4-bit playback using native Atari capabilities
- Software: Sound Sampler (source listing), Sampler XL (boot file)

### **Antic Sampling Processor project by Steven Lashower, Antic vol. 8 no. 8 Feb-Mar-1990**

<https://www.atarimagazines.com/v8n8/anticsamplingproc.html>

- Loosely based on "Talk is Cheap" project (see above)
- Device plugs into joystick port 2
- 8-bit sampling and 4-bit playback using native Atari capabilities
- Sampling rate approaching 5 kHz
- MIMI Playback software feature requires Hybrid Arts MIDIMate interface

### **Sample Cartridge by Alphasys Hardware, 1991**

- Two audio input phono jacks for sampling two signals/stereo at once (into single signal/mono audio)
- 8-bit sampling depth
- 4-bit playback with supplied software by Solarsystems
- Software compatible with the Replay cartridge by 2 Bit Systems

### **A/D Converter, by Mirage, 1993**

- Cartridge, with built-in cable to connect to a headphone output
  - 4-bit sampling depth
  - Software included: Audio Master
  - Supports XL/XE extended memory
- [http://atariki.krap.pl/index.php/Mirage\\_AD\\_Converter](http://atariki.krap.pl/index.php/Mirage_AD_Converter)

## 6.10) What sound upgrades (stereo, 8-bit PCM, others) are there?

This section lists programmable system modifications or devices that upgrade the audio capabilities of the Atari.

Devices or modifications that manipulate the standard Sound Output beyond the software control of the Atari are not listed here.

### **Bits 'N' Pieces: POPS, project by Lee S. Brilliant, ANALOG #66 Nov. 1988, pages 54-60**

- External device connects to the Atari SIO port, using pin 1 (Clock Input) and pin 2 (Clock Output) to tap into the separate Atari audio voices independently, before the system mixes them into the normal single-channel Sound Output signal.
- POPS provides either stereo (Left and Right) or three (Left, Center, and Right) audio output channels.
  - Two channel operation: POKEY voice 4 is output to the POPS Left Speaker (via SIO pin 2); POKEY voices 1-3 are output to the POPS Right Speaker (via the normal system Sound Output)
  - Three channel operation: POKEY voice 2 is output to the Left Speaker (via SIO pin 2); POKEY voice 4 is output to the POPS Center speaker (via SIO pin 1); POKE voices 1 and 3 are output to the POPS Right Speaker (via the normal system Sound Output)
- Software: POKEY Player by Craig Chamberlain, modified by Lee Brilliant M.D.

### **Pokey Stereo Upgrade project by C. Steinman, 12/16/1989 ("GUMBY upgrade")**

- Original filename: STEREOXL.TXT
- Achieves stereo output through the addition of a second POKEY chip. (The second POKEY chip is referred to as Gumby.)
- GUMBY upgrade compatibles include:
  - StereoPlus by Galin International, 1994?
  - Atari 8-Bit in Stereo, by Frankenstein, in Megazine #2, #3, #5:  
<http://preview.tinyurl.com/pbgf829>  
<http://preview.tinyurl.com/of2kk5x>  
<http://preview.tinyurl.com/pqwh7hq>
  - Stereo in the "little" Atari, by Rysowal Monsoft, 2002?  
<http://ftp.pigwa.net/stuff/mirror/www.atari.cuprum.com.pl/stereo.htm>
  - Stereo by Pasiu/SSG, 2004?  
<http://hardware.atari8.info/stereo.php>
  - Dual-POKEY Stereo Sound Board, by MetalGuy66, 2006  
<http://preview.tinyurl.com/jphxurn>  
<http://www.rasterline.com/>
  - Atari 8 bit stereo upgrade FINAL ("Simple Stereo"), by Lotharek, 2006  
<http://lotharek.pl/product.php?pid=45>
  - STEREO by C.P.U., 2006  
<http://raster.atariportal.cz/hw/stereo/stereo.htm>
    - PCB version by Pajero / MadTeam, 2007  
<http://madteam.atari8.info/index.php?prod=stereo>
  - SimpleStereo by Candle, 2003-2008

- Stereo Expansion rev.2.1 by Mega-Hz, 2010  
[http://www.mega-hz.de/Angebote/Stereo/Stereo\\_small.html](http://www.mega-hz.de/Angebote/Stereo/Stereo_small.html)
  - Includes bass boost and GTIA sound amplifier
  - Earlier prototype: Stereo Expansion rev.1.2, 2008  
[http://www.mega-hz.de/Angebote/Stereo/Stereo\\_big.html](http://www.mega-hz.de/Angebote/Stereo/Stereo_big.html)
- POKEY stereo / Gumby supporting software:  
[http://a8.fandal.cz/search.php?search=stereo&butt\\_details\\_x=x](http://a8.fandal.cz/search.php?search=stereo&butt_details_x=x)

### **Stereo Blaster Pro ("programmable"), by Portronic (Armin Stuermer)**

Details from Andreas Koch, 16 Oct 2009:

- Earlier/simpler Stereo Blaster and Stereo Phaser simply modify sound as output by the Atari.
- This hardware plugged into the monitor port (which was then available again on the Stereo Blaster/Phaser/Blaster Pro itself) and gave two cinch outputs and via various paddles one could change the frequencies, amplitudes and other stuff, thus generate a sound that was similar to stereo.
- The Stereo Blaster Pro could be programmed with two simple POKEs
- Software:
  - "Stereo Blaster Pro" demo by Hermann Roettger / HU-Soft  
[http://a8.fandal.cz/detail.php?files\\_id=3668](http://a8.fandal.cz/detail.php?files_id=3668)
  - Several feature demos:  
[http://atarionline.pl/forum/comments.php?DiscussionID=285#Item\\_36](http://atarionline.pl/forum/comments.php?DiscussionID=285#Item_36)

### **"Covox" project, original by Psychol/MadTeam**

- 4 channel, 8-bit sound playback (8-bit PCM)
- Digital to analog (DAC) converter based on the Covox Speech Thing for PC
- <http://atariki.krap.pl/index.php/Covox>
- Covox compatible projects:
  - Easy 4 channels \* 8 bits Covox C/A, by: Gumi/Tight  
<http://ftp.pigwa.net/stuff/mirror/www.atari.cuprum.com.pl/covox.htm>
    - Covox upgrade by Gumi, re-written by Pigula/Shpoon  
[http://ftp.pigwa.net/stuff/mirror/www.atari.cuprum.com.pl/covox\\_2.htm](http://ftp.pigwa.net/stuff/mirror/www.atari.cuprum.com.pl/covox_2.htm)
  - SimpleStereo by Candle, 2003-2008
- Covox-supporting software:
  - Inertia 3.7, by Tebe/MadTeam, 1996
  - Inertia 4.5, by Profi/MadTeam
  - Protracker 1.51, by Profi/MadTeam, 1997
  - NeoTracker 1.7, by Epi/Tristesse, 2002-2007
  - More: [http://a8.fandal.cz/search.php?search=covox&butt\\_details\\_x=x](http://a8.fandal.cz/search.php?search=covox&butt_details_x=x)

### **Slight-Sid (SlightSID), by Seban / Slight, 2011**

Cartridge device providing one (prototype) or dual (stereo final version) MOS Technology 6581/8580 SID (Sound Interface Device) chips to the Atari.

[http://atariki.krap.pl/index.php/Slight\\_SID](http://atariki.krap.pl/index.php/Slight_SID)

<http://www.atari.org.pl/slighidsid/>

- Software:
  - SID Player 1.00beta by Swiety
  - SlightSID Player by Chris 'xxl' Dudek, 2011
  - SID Hardware Player for SDX by Jerzy Kut (Mono/Tristesse), 2014-2016

### **Evie, by Michal Pasiecznik (Pasiu/SSG), 2014**

Internal upgrade based on a Xilinx field-programmable gate array (FPGA) chip programmed to emulate several hardware sound generation chips:

- Stereo POKEYs
- PSG (specifically YM2149)
- SID (Commodore 64 sound)
- GTIA Buzzer emulation
- 4-channel Covox

<http://atariki.krap.pl/index.php/Evie>

- Software:
  - SID Hardware Player for SDX by Jerzy Kut (Mono/Tristesse), 2014-2016
  - PSG Hardware Player for SDX v.0.7, Jerzy Kut (Mono/Tristesse), 2014-2019
  - Let's Emu! ZX Spectrum emulator by Konrad Kokoszkiwicz (KMK)
  - SlightSID Player by Chris 'xxl' Dudek

### **SIDari, by tOri, 2014**

Attach a MOS Technology 6581/8580 SID (Sound Interface Device) chip to the Atari.

<http://raven1.magix.net/sidari/sidari.html>

- Software:
  - SID Hardware Player for SDX by Jerzy Kut (Mono/Tristesse), 2014-2016

### **YAMari, by tOri**

Cartridge device providing a Yamaha YMF262 / OPL3 FM Operator Type-L FM synthesis sound chip to the Atari.

<http://raven1.magix.net/yamari/yamari.html>

- Software:
  - RAD Hardware Player by Jerzy Kut (Mono/Tristesse), 2014-2016

### **SONari, by tOri**

Cartridge device providing one (prototype version) or two (final version) General Instrument AY-3-8910 / Yamaha YM2149 Programmable Sound Generator (PSG) chips to the Atari.

<http://raven1.magix.net/sonari/sonari.html>

- Software:
  - PSG Player by Jerzy Kut (Mono/Tristesse)

### **SAMari, by tOri**

Cartridge device providing a Philips SAA1099 sound generator chip to the Atari.

<http://raven1.magix.net/samari/samari.html>

### **TIGari, by tOri**

Cartridge device using a Xilinx complex programmable logic device (CPLD) chip to provide an emulated Texas Instruments SN76489 Digital Complex Sound Generator (DCSG) chip.

<http://raven1.magix.net/tigari/tigari.html>

## **6.11) What graphics enhancements are there for the Atari?**

### **Full-View 80, by Bit 3 Computer Corporation (1982)**

- Plugs into RAM slot 3 (rear slot) of the Atari 800
- Composite video output; Recommended: Display monitor having a minimum bandwidth of 10 MHz
- 80 x 24 character display (no graphics modes)
- Characters are in a 8 x 10 matrix with full lowercase descenders
- Total screen resolution: 640 x 240 pixels
- At launch, supporting software included:
  - Atari BASIC, BASIC A+, OS/A+, EASMD, Microsoft BASIC (mostly), Atari Pascal, Atari Assembler Editor, Atari Macro Assembler (mostly); 80 column versions of: LJK Letter Perfect, Data Perfect, Edit 6502

### **Austin 80, by Austin Franklin Associates (1983)**

- Video Processor Board plugs into RAM slot 3 (rear slot) of the Atari 800; Console Software cartridge plugs into right cartridge slot of the Atari 800
- Composite video output; Recommended: Display monitor having a minimum bandwidth of 10 MHz
- 4 RGBI color output bits
- Optional: RGBI Adapter Board for use with (color) RGB monitor
- 80 x 25 character screen (no graphics modes)
- 7 x 9 character size in a 8 x 10 block, with full descenders
- Sold separately by Austin Franklin in support of the Austin 80:
  - SWP 64K ATR8000 w/CP/M 2.2; MPP Smart Terminal; 80 column versions of: LJK Letter Perfect, Data Perfect; Austin 80 Console Software

### **XEP80 Interface Module, by Atari (1986)**

- Plugs into joystick port 1 or 2
- Composite video output (high resolution monochrome recommended)
- Software driver on diskette
- 80 x 25 character screen (internal 256 x 25 character storage area)
- 7 x 10 character cells
- 320 x 200 Pixel Graphics mode
- See XEP80 section of this FAQ list for additional details

### **VBXE - VideoBoard XE**

- First release: Version 1.2 by Tomasz Piorek (Electron/TQA) (2008)
- Versions 2.0 (2009) and 2.1 (2013) by Sebastian Bartkowicz (Candle)
- For Atari XL/XE
- Board mounts in the Atari in place of the ANTIC chip, which is moved to the VBXE board. Additional connections must be made between the VBXE board and the Atari motherboard as well.
- Functions like GTIA, though GTIA remains functional as well
- Provides RGB output (DE-9 or SCART connector options)
- Up to 1024 colors on screen from 21 bit palette
- Graphics resolution up to:
  - 640x480i (640x240p) in 64 colors
  - 320x240p in 1024 colors
  - 160x240p in 1024
- True 80 character mode for text display
- Blitter with 7 modes of operations capable of zooming displayed data, transparency, collision detection and many other features
- Fully downward compatible with GTIA chip
- VBXE 2.1 for XE available: <http://lotharek.pl/product.php?pid=82>
- VBXE 2.1 for XL available: <http://lotharek.pl/product.php?pid=106>
- VBXE software production list: [http://gury.atari8.info/vbxe\\_prod.php](http://gury.atari8.info/vbxe_prod.php)

## **6.12) What types of memory upgrades are there for the Atari?**

Thanks to Andreas Koch for his earlier extensive work on RAM drive versions.

This section attempts to list all commercial or hobbyist project upgrades to the amount of (volatile) random access memory (RAM) installed in the 8-bit Atari.

Devices that use non-volatile mass storage media would be listed elsewhere in this FAQ list.

## 6.12.1) 400/800 Memory Upgrades

As intended by Atari, RAM management in the 800 is accomplished in hardware via the presence of one, two, or three 8 KiB or 16 KiB RAM Module boards in the computer's three RAM slots (filled front to back, 16 KiB boards before 8 KiB boards), for a system of 8 KiB, 16 KiB, 24 KiB, 32 KiB, 40 KiB, or 48 KiB of RAM.

The 400 was designed to use a single internal 8 KiB, 16 KiB, or 32 KiB RAM board of the same design as those for the 800 (though Atari only offered the 400 in 8 KiB or 16 KiB RAM versions).

### 6.12.1.1) 4 KiB boards

These make an additional 4 KiB available to the computer in the 4 KiB of memory address space (49152-53247 or \$C000-\$CFFF), unused by the 400/800 hardware or Operating System, directly beyond the normal 48 KiB RAM address space as intended for use by Atari. These can be used with standard 8 KiB, 16 KiB, 24 KiB, 32 KiB, 40 KiB, or 48 KiB RAM systems. See also: 52 KiB boards

- Ramrod, by Newell Industries (800 personality board), 1982
- MEM/EX, by Prairie Physics (800 personality board), 1983
- Impossible!, by Computer Software Services (CSS) (400/800), 1984
  - 4K Static RAM-Pac board also sold separately by CSS
- The Gap, by Computer Support (400/800), 1985

### 6.12.1.2) 8 KiB boards

Boards may be used in any 800 RAM slot or in the 400 internal RAM slot.

- Atari CX852 (remove board from case for installation inside the 400)

### 6.12.1.3) 16 KiB boards/upgrades

Boards may be used in any 800 RAM slot or in the 400 internal RAM slot.

- Atari CX853 (remove board from case for installation inside the 400)
- JACC 16K (1980; first non-Atari memory expansion board)
- Microtek / MPC Peripherals Corp. AT-16 / AMB-16 (no imprint on board)
- Intec 16K MM32001
- Anderson Peripherals / Tiny Tek 16K Memory Board (800 only - why???)
- Bontek 16K
- Mosaic 8K to 16K RAM Expansion Kit (400)

#### 6.12.1.4) 32 KiB boards/upgrades

A 32 KiB board may be designed to work in the 400 internal RAM slot only, in the 400 and also in the 800 middle RAM slot, or in the 400, 800 middle RAM slot, or 800 first RAM slot. In the 800, a 32 KiB board may be combined with a 16 KiB board to achieve the maximum total of 48 KiB main RAM.

- Axlon RAMCRAM / RAMPOWER 32 (400 or 800 middle RAM slot)
- Mosaic 32K RAM Board (400 or 800 first two RAM slots)
  - Optional Companion Board for use in the 800 without another RAM board
  - Mosaic Expander is the same but shipped with 16 KiB and sockets for 16 KiB RAM chips taken from a 16 KiB board
  - Mosaic Adapter is the same but shipped with no memory but sockets for 32 KiB in RAM chips taken from two 16 KiB boards.
- Microtek / MPC Peripherals Corp. AT-32 / AMB-32 (400 or 800 middle RAM slot)
  - Some with no imprint; some with "MPC AT-32" imprint
- Microtek AMB-32A (400 or 800 first two RAM slots)
  - Board: "Microtek AMB-32"
  - "Slot Independent Memory Card"
- Intec 32K MM1632 (400 or 800 middle RAM slots) (1982)
- Anderson Peripherals / Tiny Tek 32K Memory Board
- Bit 3 32K Memory Plus (400 or 800 middle RAM slot)
- Tech-Data (TD) 32K
- Calisto Computers 32K (400)
- Austin Franklin 32K Austin Board (400 or 800 first two RAM slots)
  - 800 installation without another RAM board requires 32K Loopback card
- Bontek 32K
- High Country MicroSystems (HCMS) Ram-Page 32K
- Tara Computer Products Atari 32K RAM
- HardStuff 32K RAM Board

#### 6.12.1.5) 48 KiB boards/upgrades

For use in the 400, the computer must be modified to support the S4 and S5 RAM chip select lines and, for continued cartridge support, the RAM deselect lines RD4 and RD5 as all supported in the 800.

If used in the 800, these are designed to be the only RAM board installed. Also, these physically used 64 KiB in DRAM chips because such designs were much simpler and less expensive than a design using chips actually totaling 48 KiB.

- Intec 48K MM6448 (400) (1981)
- Dynamic Technologies 48K Memory Expansion Kit (400)
- Axlon RAMCRAM Plus 48K / RAMPOWER 48 (400). Two installation options:
  - 40 KiB available, or 48 KiB with supplied board in cartridge slot
    - No computer modification required
  - 48 KiB available (requires computer modification)
- Sar-An Computer Products (SCP) 48K (400)
- Neotechnic Industries (NTI) 48K Ram Kit (400 or 800)
- Micro Systems Exchange (MSX) 48K Upgrade Kit (400)



- Austin Franklin 48K Austin Board (400 or 800 slot 1)
  - 800 installation requires 48K Loopback card in slot 2
- Mosaic 48K Converter Kit (400)
  - Converts an Atari 8K or 16K RAM board into a 48K RAM board
- Maplin/Mapsoft 48K RAM card (400)
- Calisto Computers 48K (400)
- Essence Peripheral 48K
- Polly Products 48400 (400)
- Xtra HardWare XTRA48 (400 or 800)
- Tara Computer Products 48K RAM for the Atari 400
- A 48K Upgrade For Your 400, project by Claus Buchholz, MACE Newsletter, (Michigan Atari Computer Enthusiasts), 9/82
- Atari 400 48K Memory Modification Instructions, by Gary A. Crowell with Steven P. Davies, © 1983
- Atari 48K RAM Expansion Kit (400) (June 1983)

#### 6.12.1.6) 52 KiB boards/upgrades

These have the same features/capabilities as 48 KiB boards/upgrades but make an additional 4 KiB available to the computer in the 4 KiB of memory address space (49152-53247 or \$C000-\$CFFF), unused by the 400/800 hardware or Operating System, directly beyond the normal 48 KiB RAM address range. The result is 52 KiB of continuous, non-banked RAM available while still running the standard 400/800 OS in memory as well.

- Tiny Tek 48K/52K (400 only)
- Newell 48/52K Ram Board (400 or 800)
- Xtra HardWare XTRA52 (400 or 800)
- 48/52 KByte RAM Card for Atari 400, by Jurgen van Radecke (tfhh), 2017  
[http://www.van-radecke.de/STUFF/tfhh\\_HW\\_info.pdf](http://www.van-radecke.de/STUFF/tfhh_HW_info.pdf)

#### 6.12.1.7) 64 KiB and up boards/upgrades

Surpassing the limit of 52 KiB continuous RAM address space available in the 400/800 requires a memory-banking scheme for using software-selectable memory banks that share a range of memory addresses within the normal 52 KiB RAM address range. Atari never offered such a solution, but several different third-party schemes emerged.

#### "Axlon" bank-selection type

Banks are 16 KiB, visible at 16384-32767/\$4000-\$7FFF. Bank selection is controlled by writing a bank number to ANY address in the ranges 4032-4095 (\$0FC0-\$0FFF) (mirror) OR 53184-53247 (\$CFC0-\$CFFF) (latter range recommended by Axlon; byte 53247 (\$CFFF) used by popular convention). A value of 0 selects the main/normal bank, and values from 1 to 255 select an extended bank. Scheme supports up to 4080 KiB of banked RAM (255 banks of 16 KiB each) for a total system RAM potential of 4128 KiB (4080 KiB + 48 KiB).

- Axlon RAMDISK 128K Memory System / RAMPOWER 128 (800 middle RAM slot) (1981). Provides 8 16 KiB banks of memory, one of which is available to the computer at a time as part of the normal RAM of up to 48 KiB. With a total of 32 KiB installed in the other two RAM slots, the total system potential is 160 KiB.
  - Toggle switch supports configuration as 128 KiB or 16 KiB for added software compatibility
  - Shipped with CREATE utility that modifies Atari DOS 2.0S into: Axlon Memory Management System (MMS) with D4: RAM drive.
  - First 3<sup>rd</sup> party RAM drive for Axlon banked memory: ADS Integrater (1983), detailed elsewhere in this FAQ List (800 personality boards)
- Newell Industries 128K RAM Upgrade for 800 (800 middle RAM slot) Provides 8 16 KiB banks of memory, one of which is available to the computer at a time as part of the normal RAM of up to 48 KiB. With a total of 32 KiB installed in the other two RAM slots, the total system potential is 160 KiB.
- Crystal Computer Products (CCP) 128 K RAMCard (800 middle RAM slot) (1986) Provides 8 16 KiB banks of memory, one of which is available to the computer at a time as part of the normal RAM of up to 48 KiB. With a total of 32 KiB installed in the other two RAM slots, the total system potential is 160 KiB.
  - Can be configured as 128 KiB or 16 KiB for added software compatibility, either via jumper pins or via optional hardware switch.
- Crystal Computer Products (CCP) 256 K RAMCard (800 middle RAM slot) (1986) Provides 16 16 KiB banks of memory, one of which is available to the computer at a time as part of the normal RAM of up to 48 KiB. With a total of 32 KiB installed in the other two RAM slots, the total system potential is 288 KiB.
  - Can be configured as 256 KiB or 16 KiB for added software compatibility, either via jumper pins or via optional hardware switch.
- Super Products SuperRAM (256 KiB piggyback board for 16 KiB board in middle RAM slot) Provides 16 16 KiB banks of memory, one of which is available to the computer at a time as part of the normal RAM of up to 48 KiB. With a total of 48 KiB installed in the three RAM slots, the total system potential is 304 KiB.
- Magna Systems Ramcharger 256K (800 middle RAM slot) (1986) Provides 16 16 KiB banks of memory, one of which is available to the computer at a time as part of the normal RAM of up to 48 KiB. With a total of 32 KiB installed in the other two RAM slots, the total system potential is 288 KiB. Includes on-off switch for added compatibility.
- Magna Systems Ramcharger 512K (800 middle RAM slot) (1986) Provides 32 16 KiB banks of memory, one of which is available to the computer at a time as part of the normal RAM of up to 48 KiB. With a total of 32 KiB installed in the other two RAM slots, the total system potential is 544 KiB. Includes on-off switch for added compatibility.
- Axlon Compatible Atari 800 512K RAM Board, by 8-Bit Classics (2017)  
Available: <https://tinyurl.com/22hssuxb>
- Magna Systems Ramcharger 1 MiB (800 middle RAM slot) (1986) Provides 64 16 KiB banks of memory, one of which is available to the computer at a time as part of the normal RAM of up to 48 KiB. With a total of 32 KiB installed in the other two RAM slots, the total system potential is 1056 KiB. Includes on-off switch for added compatibility.
- Incognito, by Sebastian Bartkowicz (Candle'O'Sin), 2012
  - 1 MiB Axlon compatible memory expansion for "Colleen" mode
  - Device detailed elsewhere in this FAQ list (800 personality boards)

## "Mosaic" bank-selection type

Banks are 4 KiB, visible at 49152-53247 or \$C000-\$CFFF. Writes to 65472-65507 or \$FFC0-\$FFE3 enable specific banks (65472 or \$FFC0 = bank 0, 65473 or \$FFC1 = bank 1, etc.). Writes to 65280-65471 or \$FF00-\$FFBF, or to 65508-65535 or \$FFE4-\$FFFF, disable all banks. Scheme supports 36 banks, for a total system potential of 192 KiB (48 KiB + 36 banks of 4 KiB).

Mosaic 64K RAM Select (400 or 800 any RAM slot) (400/800 version or early 400-only version) (1982):

- Single board provides 48 KiB "hard-wired" plus 4 banks of 4 KiB addressed directly beyond the normal 48 KiB limit, for 52 KiB of continuous memory available to the computer.
- In the 800, may be used in combinations including two 16 KiB boards, one 32 KiB board, one 16 KiB board and one 32 KiB board, or with one or two additional 64K RAM Select boards (total of 10 possible configurations). Each 64K RAM Select allows the computer to see all the memory of the other boards, makes enough of its own memory available to the computer to reach the continuous RAM limit of 52K, and makes the rest of its memory available to the computer in banks of 4 KiB addressed directly beyond the normal 48 KiB limit. Total system potential with three 64K RAM Select boards is 192 KiB (48 KiB + 36 banks of 4 KiB).
- Cable Kit/Cable Connectors #1 required in 400 or with first 64K RAM Select in 800; Cable Kit/Cable Connectors #2 required with 2<sup>nd</sup> or 3<sup>rd</sup> 64K RAM Select in 800; use of one 64K RAM Select with one 32 KiB board requires Companion Board in middle RAM slot in 800
- 48K Boot Fix program included for compatibility with software written to treat more than 48 KiB available as not enough memory available.
- Software sold separately by Mosaic:
  - Handyman by Holiday Software (software utility package; routines reside in bank select RAM; usable with BASIC and Assembler Editor)
  - SuperDrive by Starship Enterprises © 1983 H.V. Stacey (Stace)
    - GENVDOS installation program modifies Atari DOS 2.0S to support a RAM drive for 64K RAM Select, and to support DUP.SYS and/or MEM.SAV residing on the RAM drive.
    - Included with later 64K RAM Select units

## Neither Axlon nor Mosaic bank-selection type (but very similar to Axlon)

- "Suggestions for a 64K Modification" portion of A 48K Upgrade for Your 400 project by Claus Buchholz, MACE Newsletter (Michigan Atari Computer Enthusiasts), 1982-09.  
64 KiB Modification ("MACE Mod") provides one 16 KiB bank of memory, bank-switched with the "middle" 16 KiB of the 48 KiB RAM, visible at 16384-32767 or \$4000-\$7FFF, for a system total of 64 KiB RAM. Write a 1 to a memory location between \$D700 and \$D7FF (55040 to 55295 decimal) to enable the banked memory; write a 0 to the same location to enable the main/normal memory.
- Atari 800 Plus 256K, project by David G. Byrd (1985-1987)  
(Inspired by the Buchholz 64 KiB "MACE Mod" upgrade for the 400)  
288 KiB total memory for the 800: 48 KiB of normal user memory and 240 KiB of extended memory available in 15 banks of 16 KiB visible at 16384-32767 (\$4000-\$7FFF). Bank selection is controlled by writing a bank number (0-15) to the bank select register 55040 (\$D700). Value of 0 selects the main/normal memory.
  - First published in the July 1985 S.N.A.C.C Newsletter.  
(Southern Nevada Atari Computer Club)
  - REV. A - Oct 1985
  - REV. D - Jan 1987 - for Ad Astra Ver 1.6, January/February 1987
    - Credits Rodger King for circuit simplification and David Lloyd for improved circuit
    - Optional daughter board design for the circuitry added to the memory board
    - Type-in QUIKTEST.BAS Ver 0.1 included
    - 800 Plus 256K Software (two disks) offered separately, containing:
      - More elaborate version of QUIKTEST: Extended Memory Diagnostics for 800 Plus MACHDOS 3.7A (DSDD RAMdisk) with backup, restore, & disk compare
      - DOS 2.5A (two SSSD RAMdisks)
      - GENEMDE (patch for DOS 2.0S) - produces EMDE/OS (Extended Memory Disk Emulator Operating System) by H. V. Stacey (stace) (1983) with 240 KiB RAM drive support for the 800 Plus 256K.
      - Two single pass disk copy utilities:
        - 1) COPY288K.BAS - Backup Atari 288K by Clifford Caywood
        - 2) CPY800PL.EXE - patched 130XE copy utility by RICK + DAN
      - Two more memory diagnostics
      - "As the world turns demo"
  - Also available for Atari 800 Plus 256K project:
    - PEEKPOKE.3 by Dan Wess 1985-11-07 modifies the DOS 2.5 RAM drive for 256 KiB XL or 800 Plus. ABDISKIO.XR1 is a modified DISKIO (utility by Bernard E. Oppenheim) to use DOS 2.5 as modified for the 800 Plus 256K
    - MYDOS256 is a patch file to convert MYDOS 3.015 (MYDOS 3.x?) to MyDospls, including 946 sector double density RAM drive. By Ross Beers, originally put out by LAACE BBS.
    - MYDOS 4.0+ can be configured for a full 240 KiB RAMdisk using the 800 Plus addressing
    - Available SmartDOS version with 800 Plus support
    - Axlon RAMDISK Compatible Modification for 800+ 256K, by CHAOS (Capitol Hill Atari Owner's Society)

- Intec 64K MM6464 (400)
  - Explicitly supported by later versions of MachDOS.
  - Seems rather likely this is a commercialized version of the 48K/64K "MACE Mod" by Claus Buchholz; can anyone confirm????
- The WindHover Atari 400 SuperRam Modification project by Jay Torres and Jerry Rombert, (1985?) clone of the 48K/64K "MACE Mod" by Claus Buchholz
- The Windhover Project memory upgrades for the 800, by Jay Torres. 96 KiB/160 KiB/288 KiB version appeared in the Manitoba Atari Computer Club, October 1985; Windhover DOS sold separately. Essentially the same as the Byrd upgrade. WindHover 288K SuperRam version 1986
- Atari 800 512K RAM Card, by Bob Hays
  - With battery backup
  - <http://www.bobhays.com/atari512k.html>

### Others, bank-selection type unknown (WHO CAN VERIFY?????)

- High Country MicroSystems (HCMS) Ram-Page 64K (400 or 800)
  - "For the 800 provides up to 96 KiB".
- Xtra HardWare XTRA64 (400 or 800).
- HardStuff 64K RAM Board (400 or 800)

## 6.12.2) XL/XE Memory Upgrades

In Atari XL/XE computers, memory location 54017 (\$D301), known as PIA Port B (PORTB), is used to manage access to portions of built-in ROM and RAM that share ranges of memory addresses. See another section of this FAQ list describing the Atari memory map and banked memory management for details.

Memory upgrades that increase the RAM in the 16 KiB 600XL to 32 KiB or to 48 KiB provide the computer with additional main memory only.

Memory upgrades that increase the RAM in the 600XL to 64 KiB (62 KiB usable) are designed to give the 600XL the same RAM specifications as the 800XL.

Memory upgrades that increase the RAM of a 64 KiB XL/XE computer to 128 KiB (126 KiB usable) are designed to give the computer the same banked memory specifications as the 130XE.

"The Quarter-Meg Atari 800XL" project by Claus Buchholz, Byte Sep-1985, designed before the release of the 130XE, used a system of 8 32 KiB RAM banks available at 0-32767/\$0-\$7FFF, where banks were selected using PORTB bits 4-6 (bits which were unused in the 1200XL/600XL/800XL).

In the 130XE there are 4 16 KiB extended RAM banks available at 16384-32767/\$4000-\$7FFF, where banks are selected using PORTB bits 2-3 and enabled for access by the 6502 and/or ANTIC chips using PORTB bits 4-5.

Following the standard set by the 130XE, XL/XE memory upgrades to more than 128 KiB RAM provide additional 16 KiB extended RAM banks at 16384-32767/\$4000-\$7FFF, and the additional banks are selected using additional bits of PORTB. Depending on the design of the upgrade, this MAY result in loss of functionality otherwise associated with the co-opted bits of PORTB, such as loss of "true ANTIC banking" capability (independent access to selected banked memory by the 6502 and/or ANTIC; bits 4-5), loss of access to the internal Self Test program (bit 7), loss of access to internal BASIC (bit 1), or loss of access to the 16 KiB of RAM "under" the Atari OS (bit 0).

#### 6.12.2.1) 32 KiB system total, for the 600XL

- RC Systems AM2, plugs into the PBI, 1984
- W.E.Electronics 16 KiB, plugs into the PBI, 1985
  - Card could be upgraded from 16 KiB to 32 KiB

#### 6.12.2.2) 48 KiB system total, for the 600XL

- RC Systems AM1, plugs into the PBI, 1984
- FirstWare (Mosaic) 48K Expander (internal), 1984
  - Expander Package Upgrade Kit upgrades 48K Expander to 64K
- W.E.Electronics 32 KiB, plugs into the PBI, 1985

#### 6.12.2.3) 64 KiB system total, for the 600XL unless otherwise indicated

- 64 KiB internal daughterboard by BOT Engineering, 1983
  - Some 600XL units were sold in Canada with this upgrade pre-installed.
- Atari 1064, plugs into the PBI, 1984
  - Provides pass-through interface for additional PBI devices
  - Only 48 KiB of 64 KiB in DRAM chips is used; the computer's internal 16 KiB RAM remains enabled as well for 64 KiB system total
- MPP MicroRam 64K Memory Board, plugs into the PBI, 1984
- RC Systems AM64, plugs into the PBI, 1984
- FirstWare (Mosaic) 64K Expander (internal), 1984
- W.E.Electronics 48 KiB, plugs into the PBI, 1985
- 600XL 64K Kit, by Computer Service Land (internal), 1986
- 600XL to 64K RAMKit, by Computer Support, 1986
- 600XL to 64K internal upgrade kit, York Computer Centre, 1987
- Atari 600XL to 64K RAM project by Ken Sumrall, 1987
- Innovative Concepts Ramdrive + 64K (16 KiB to 64 KiB internal), 1987
- 64K Upgrade for 600XL project by Don Neff, February 1988 issue of Michigan Atari Magazine
- Compy-Shop 64 K RAM for Atari 600XL
- Atari Static RAM project by tOri, 2014
  - SRAM memory replacement for XL/XE including 600XL/800XL/65XE/800XE
  - <http://raven1.magix.net/static/static.html>

- SRAM Module 64 KiB, by Lotharek, 2019
  - Memory replacement for XL/XE including 600XL/800XL/65XE/800XE
  - <https://lotharek.pl/productdetail.php?id=232>
- SRAM Module 64 KiB Revised, by Lotharek, 2020
  - Memory replacement for XL/XE including 600XL/800XL/65XE/800XE
  - <https://lotharek.pl/productdetail.php?id=291>

#### 6.12.2.4) 128 KiB system total (Atari 130XE banked memory standard)

PORTB bank-selection bits used: 2,3

2 bank-selection bits allows selection of  $2^2 = 4$  16 KiB memory banks.

- Turbo-Freezer XL or XL 2 with 64 KiB RAM, by Bernhard Engl, 1987.
  - For 600XL (64 KiB) or 800XL
  - Draws power from PBI, from joystick port, or computer internal power
  - Built-in DOS supports 1050 Turbo/TurboDrive
- Innovative Concepts Ramdrive + XL to XE (800XL/600XL 64 KiB to 128 KiB)
  - True ANTIC banking
- Innovative Concepts Ramdrive + 128K (65XE 64 KiB to 128 KiB)
  - True ANTIC banking
- Innovative Concepts Ramdrive + XE-GM1 (XEgs 64 KiB to 128 KiB) (1988)
  - True ANTIC banking
- 128k SRam memory substitute by Bernd Herale / BigBen, 2005?
  - For all PAL/NTSC Atari XL/XE.
  - Replaces built-in RAM.
  - All Ataris are 130XE compatible

#### 6.12.2.5) 192 KiB system total

PORTB bank-selection bits used: 2,3,6

3 bank-selection bits allows selection of  $2^3 = 8$  16 KiB memory banks.

- Ron Boling 130XE project
- Compy-Shop 192 K RAM for Atari 600XL (128 KiB Ramdisk) (includes base RAM upgrade from 16 KiB to 64 KiB)
- Compy-Shop 192 K RAM for Atari 130XE (128 KiB Ramdisk)
- Turbo-Freezer XL or XL 2 with 128 KiB RAM, by Bernhard Engl, 1987.
  - For 600XL (64 KiB) or 800XL
  - Draws power from PBI, from joystick port, or computer internal power
  - Built-in DOS supports 1050 Turbo/TurboDrive
- Innovative Concepts Ramdrive + 192K (130XE 128 KiB to 192 KiB), 1988-11-11
  - True ANTIC banking
- Innovative Concepts Ramdrive + XE-GM2 (XEgs 128 KiB to 192 KiB).
  - For XEgs with IC's XE-GM1 128 KiB upgrade already installed
  - True ANTIC banking

### 6.12.2.6) 256 KiB system total

4 bank-selection bits allows selection of  $2^4 = 16$  16 KiB memory banks, but there are only 12 "extra" banks available because the computer's main 64 KiB RAM has been REPLACED. Main memory may or may not be protected from bank selection.

#### "Newell" bank-selection type

PORTB bank-selection bits used: 2,3,5,6 (only 12 banks available)

PORTB bit 5 use is inverted relative to the "Rambo" type.

- Newell Industries 256KXL for 800XL/1200XL, ANTIC 'E' required, 1985
  - Main memory is protected from bank-selection
  - ANTIC accesses main memory only
    - Optional toggle switch for manual control of whether ANTIC accesses main or banked memory when banking is enabled
  - Shipped with MYDOS 4.x, which can be configured for a "Newell" type RAM drive
  - Supplied with patches for:
    - SpartaDOS 3.2 RD.COM RAM drive (patched version known as RDNEW.COM)
    - Earlier versions of Paper Clip by Batteries Included
  - Modifications supplied by Newell
    1. True ANTIC banking
    2. Main memory (including RAM under the OS) can be bank-selected.
  - SCXM Sector Copier (1985) sold separately
  - NOTE: After the RAMBO XL gained strong marketplace acceptance, the Newell 256KXL was replaced with the Newell 256KXLE, see below.

#### "Rambo" bank-selection type

PORTB bank-selection bits used: 2,3,5,6 (only 12 banks available)

Due to the use of PORTB bit 5 (VBE), these may or may not support true ANTIC banking.

Also, PORTB bit 5 use is inverted relative to the "Newell" bank-selection type.

- 130XE-Compatible 800XL 256K Upgrade, project by Claus Buchholz
  - Revision of his "Quarter-Meg Atari 800XL" project
  - Main memory can be bank-selected
  - PORTB bit 4 used as selected bank enable for 6502/ANTIC together
- Ramaster, by ABC Consulting, for 800XL
  - Commercialized version of the Buchholz 130XE-Compatible 800XL 256K
- RAMBO XL by ICD, for 800XL or 1200XL, 1986
  - Commercialized version of upgrade of same name by Madison Area Atari Users Group (MAAUG) published Oct-Nov 1985, itself a close derivative of the Buchholz 130XE-Compatible 800XL 256K Upgrade
  - Main memory can be bank-selected
  - PORTB bit 4 used as selected bank enable for 6502/ANTIC together
  - North American market standard-bearer
- 800XE PLUS, by Triple "C" Computer, for 800XL or 1200XL, 1986
  - "It's entirely compatible with the 130XE"
- 256k RAM for 800XL, by Computer Support, 1986
  - "Includes Ramdisc software for all DOS systems"
  - "Full 130XE compatibility"



- Magna Systems Ramcharger 256K for 800XL or 1200XL, 1987
  - ANTIC accesses main memory only
- Innovative Concepts Ramdrive + XL (800XL 64 KiB to 256 KiB), 1987
  - "RAMBO XL compatible"
- Yorky, design by Dave Malham for York Computer Centre (1987), then Richard Gore (1993), for 800XL or 64 KiB 600XL
  - Plugs into the PBI
  - Uses the 600XL/800XL power supply; supplies power for the computer
  - 3-way switch: Off, 64K, or 256K
- Wizztronics 256K for 800XL, © 1990 (by Steve Cohen)
  - Clone of RAMBO XL design, but for 800XL only
  - <http://www.best-electronics-ca.com/wizztronics%20256.htm>
- Newell 256KXLE, for 800XL/1200XL, c1991
  - NOTE: Replaced the earlier Newell 256KXL
  - True ANTIC banking
  - Shipped with MYDOS 4.5x and COPY256E sector copier
- CSS Power Plus, later version for 800XL
  - Clone of RAMBO XL design, but for 800XL only
- Atarimax 256k Memory Upgrade for 800XL and 1200XL
  - Clone of RAMBO XL design, but for 800XL only
- Reimaged Rambo XL 256k Memory Upgrade, by Bits of the Past, (2011?)
  - Clone of RAMBO XL
- SuperRAM, by Super Products, for 600XL/800XL
  - No soldering required

<b>"Compy-Shop" bank-selection type</b>
---

PORTB bank-selection bits used: 2,3,6,7 (only 12 banks available)

- Compy-Shop 192 K Ramdisk for Atari 600XL
  - Also upgrades base memory from 16 KiB to 64 KiB
  - Despite the use of PORTB bit 7, the internal Self Test program remains available

### 6.12.2.7) 320 KiB system total

4 bank-selection bits allows selection of  $2^4 = 16$  16 KiB memory banks.

#### "Atari Magazin" (Rambo) bank-selection type

Bank-selection is the same as the Rambo type but with 16 banks available.

PORTB bank-selection bits used: 2,3,5,6

Due to the use of PORTB bit 5 (VBE), these may or may not support true ANTIC banking.

- The 130XE/320K upgrade by Scott Peterson, 1985
  - Credits the 800/288K upgrade (D.G.Byrd) and the 800XL/256K upgrade (C.Buchholz) for inspiration
  - ANTIC accesses main memory only
  - Further modification by Tom Harker of ICD, 25-Jan-1986:
    - PORTB bit 4 used as selected bank enable for 6502/ANTIC together
  - Further modification by Ed Bachman, 3-Jan-1990:
    - PORTB bit 4 used as selected bank enable for 6502/ANTIC together
- The Windhover SuperRam 130XE Upgrade, by Jay Torres/The Windhover Project
  - Published in the Windhover Newsletter 1985
  - Clone of the 130XE/320K Upgrade project by Scott Peterson
- The 65XE 130XE/320K Upgrade! by Scott Peterson (for the 65XE), 1986
  - 100% compatible with the previous 130XE/320K upgrade by Scott Peterson
  - ANTIC accesses main memory only
  - Further modification by Ed Bachman, 3-Jan-1990:
    - PORTB bit 4 used as selected bank enable for 6502/ANTIC together
- Magna Systems Ramcharger 320K for 130XE, 1987
  - ANTIC accesses main memory only
- Atari Magazin "320 KByte im Eigenbau" for 800XL, by Rolf Schmidtke, issue 1987 #2 page 56; bugfixes/updates 1987 #3 page 54, 1988 #4 page 62, 1988 #5 page 86
  - PORTB bit 4 used as selected bank enable for 6502/ANTIC together
  - Popular alternative to Compy-Shop upgrades in Europe
- Innovative Concepts Ramdrive + XE (130XE 128 KiB to 320 KiB), 1987
- Innovative Concepts Ramdrive + 320K (65XE 64 KiB to 320 KiB)
- CSS Power Plus, 130XE version or earlier version for 800XL
  - PORTB bit 4 used as selected bank enable for 6502/ANTIC together
- RAM 320XL, by ctirad, for 600XL/800XL, 2010
  - Plugs into the PBI
  - Standard mode ADDS 256 KiB of expansion memory. This gives a 16 KiB 600XL 272 KiB system total, while a 64 KiB 800XL has 320 KiB system total.
  - Remapped base RAM mode DISABLES internal RAM, makes 64 KiB main memory available from the RAM 320XL device, for 320 KiB total
  - <http://atariage.com/forums/topic/162420-ram-320xl/>
- SuperRAM, by Super Products, for 130XE

## "Compy-Shop" bank-selection type

PORTB bank-selection bits used: 2,3,6,7

Due to the use of PORTB bit 7, the internal Self Test program may or may not remain available

- The Atari 130XE Memory Upgrade project by Rich Andrews, alternate install
  - Self Test is lost via software control (PORTB bit 7)
- Compy-Shop 256 K Ramdisk for Atari 800XL  
Compy-Shop 256 K Ramdisk for Atari 130XE
  - Internal Self Test program remains available
  - Popular alternatives to Atari Magazin upgrade in Europe
  - Supplied with Bibo-DOS
- Megaram XL/XE, by Klaus Peters (1990?)  
Megaram XL/XE REV. II, by Klaus Peters (1992)
  - Fix for refresh errors, modification for switchable Atari Magazin mode (with true ANTIC banking):  
<http://www.b-pahl.de/atari8bit/RAM-Disk/doku/BugFix/bugfix.html>

## "Turbo-Freezer" bank-selection type

PORTB bank-selection bits used: 2,3,4,5

- Turbo-Freezer XL and XL 2 with 256 KiB RAM, by Bernhard Engl, 1987
  - For 600XL (64 KiB) or 800XL
  - Draws power from PBI, from joystick port, or computer internal power
  - Two bank selection modes, determined by PORTB bit 6:
    - 1=130XE standard 128 KiB banked RAM (PORTB bits 2,3 used)
    - 0=256 KiB banked RAM (PORTB bits 2,3,4,5 used)
  - Both modes: True ANTIC banking optional, otherwise PORTB bit 4 used as selected bank enable for 6502/ANTIC together
  - Built-in DOS supports 1050 Turbo/Turbodrive

## "Andrews" bank-selection type

PORTB bank-selection bits used: 1,2,3,6

- The Atari 130XE Memory Upgrade project by Rich Andrews, standard install
  - Internal BASIC is lost via software control (PORTB bit 1)

## Multiple bank-selection types supported

- 256 kByte im 800XL project by Bernhard Pahl
  - Two modes: Atari Magazin and Compy-Shop
  - [http://www.b-pahl.de/atari8bit/RAM-Disk/800xl\\_1/800xl\\_1.html](http://www.b-pahl.de/atari8bit/RAM-Disk/800xl_1/800xl_1.html)
- 256 kByte im 800XLF / 65XE / 800XE / XEGs project by Bernhard Pahl
  - Two modes: Atari Magazin and Compy-Shop
  - [http://www.b-pahl.de/atari8bit/RAM-Disk/800xe\\_1/800xe\\_1.html](http://www.b-pahl.de/atari8bit/RAM-Disk/800xe_1/800xe_1.html)
- 256 kByte im 130XE project by Bernhard Pahl
  - Two modes: Atari Magazin and Compy-Shop
  - [http://www.b-pahl.de/atari8bit/RAM-Disk/130xe\\_1/130xe\\_1.html](http://www.b-pahl.de/atari8bit/RAM-Disk/130xe_1/130xe_1.html)

- RAM-Erweiterung 256kB für 130XE, by Heuser Family (2005):
  - Two modes: Atari Magazin and Compy-Shop
  - <http://www.asselheim.de>

### 6.12.2.8) 512 KiB system total

5 bank-selection bits allows selection of  $2^5 = 32$  16 KiB memory banks, but there are only 28 "extra" banks available because the computer's main 64 KiB RAM has been REPLACED. Main memory may or may not be protected from bank selection. If the PORTB bank-selection bits used include 2,3,5,6 then the upgrade is Rambo/Atari Magazin compatible; if they include 2,3,6,7 then the upgrade is Compy-Shop compatible.

- 512K Atari 800XL/1200XL V1.1, by Dan Schmidt. For computers that already have a 256K RAMBO XL or Claus Buchholz upgrade installed
  - NOTE: The original non-V1.1 version does not work!
  - PORTB bank-selection bits used: 2,3,5,6,7 (Rambo/Atari Magazin/Compy-Shop compatible)
  - PORTB bit 4 used as selected bank enable for 6502/ANTIC together
  - Main memory can be bank-selected

### 6.12.2.9) 576 KiB system total

5 bank-selection bits allows selection of  $2^5 = 32$  16 KiB memory banks. If the PORTB bank-selection bits used include 2,3,5,6 then the upgrade is Rambo/Atari Magazin compatible; if they include 2,3,6,7 then the upgrade is Compy-Shop compatible.

- The 130XE/576K upgrade, by Scott Peterson. (1986) Two modes:
  - 576 KiB mode: PORTB bank-selection bits used: 1,2,3,5,6
    - Internal BASIC is lost via software control (PORTB bit 1)
    - ANTIC accesses main memory only
    - Further modification by Ed Bachman, 3-Jan-1990: PORTB bit 4 used as selected bank enable for 6502/ANTIC together
  - 130XE mode: 192 KiB RAM
    - "100% compatible 130XE"
- Irata Verlag 512K RAM 800XL RAM Floppy plugs into the 800XL PBI (1986)
  - Sold separately: 512K RAM BetriebsSystem Chip for 800XL + RAM Floppy
- Magna Systems Ramcharger 576K for 130XE (1987)
  - PORTB bank-selection bits used: 2,3,5,6,7
  - ANTIC accesses main memory only
  - Self Test is lost via software control (PORTB bit 7)
- Innovative Concepts Ramdrive + 576K (130XE 320 KiB to 576 KiB), 1987
  - Upgrade for 130XE with IC's 130XE 320 KiB upgrade already installed.
- 512K im 800XL / 800XE project by Bernhard Pahl
  - Based on Megaram XL/XE REV. II, by Klaus Peters
  - Compatible with both Atari Magazin and Compy-Shop bank-selection types (PORTB bank-selection bits used: 2,3,5,6,7)
  - [http://www.b-pahl.de/atari8bit/RAM-Disk/800xl\\_2/800xl\\_2.html](http://www.b-pahl.de/atari8bit/RAM-Disk/800xl_2/800xl_2.html)
- 512K im 130XE project by Bernhard Pahl
  - Compatible with both Atari Magazin and Compy-Shop bank-selection types (PORTB bank-selection bits used: 2,3,5,6,7)
  - [http://www.b-pahl.de/atari8bit/RAM-Disk/130xe\\_2/130xe\\_2.html](http://www.b-pahl.de/atari8bit/RAM-Disk/130xe_2/130xe_2.html)

- 512K SRam Extension by Bernd Herale / BigBen, 2005
  - For XL/XE with at least 64 KiB RAM. Four modes:
    1. Memory expansion off
    2. 256 KiB "Compy Shop" mode (separate access for ANTIC and 6502)
    3. 256 KiB "Rambo/Atari Magazine" mode (no separate access)
    4. 512 KiB "Rambo" mode (no separate access)
  - Board layout with additional battery or battery backup by Wolfram Fischer (mega-Hz), 2006
- 512K SRAM extension for Atari XL/XE, project by Matthias "Hias" Reichl, 2006-2010. For XL/XE with at least 64 KiB RAM. Four modes:
  - 0 KiB / off
  - 256 KiB using PORTB bits 2,3,5,6 ("RAMBO/Atari Magazine")
    - PORTB bit 4 is selected bank enable for 6502/ANTIC together
  - 256 KiB using PORTB bits 2,3,6,7 "Compy Shop" with true ANTIC banking
  - 512 KiB using PORTB bits 2,3,5,6,7
    - PORTB bit 4 is selected bank enable for 6502/ANTIC together
  - Project: <http://www.horus.com/~hias/atari/#sram512k>
  - Available: 512 KiB SRAM SMD Memory Expansion V3.x
    - Hardware + Layout by Wolfram Fischer (mega-Hz), 2011
    - Optional two switches to select the desired operating modes or to switch them off completely. If the switches are not connected, the memory always works in 512 KiB mode.
    - Optional battery backup
    - <http://www.mega-Hz.de/Angebote/512K/512k.html>
- 576K Atari 130XE Battery Backed Up RAMDISK
  - Project by Stephen J. Carden, 2006-06-25
  - <http://www.realdos.net/576kxe%20battery%20backed.html>
- Turbo-Freezer XL/XE 2011, by Matthias Reichl
  - Requires 64 KiB and XL adapter board for PBI; XE adapter board for ECI
  - Draws power from PBI/ECI or from joystick port
  - Hardware switch enables/disables 512 KiB RAM (battery backed) for a total system memory of 576 KiB
  - PORTB bank-selection bits used: 2,3,5,6,7
  - PORTB bit 4 used as selected bank enable for 6502/ANTIC together
  - <https://www.horus.com/~hias/atari/>
- RAM 320XE/576, by ctirad, for 130XE/800XE/65XE with ECI, 2014
  - Plugs into Cartridge+ECI
    - All cards have a cartridge pass-through connector
    - Optionally, the ECI port pass-through connector can be added
  - Supports four RAM configurations:
    - 128 KiB 130XE, 320 KiB Rambo, 320 KiB Compy-Shop, 576 KiB Rambo
  - 130XE and 320 KiB Compy-Shop modes: True ANTIC banking
  - <http://atariage.com/forums/topic/232856-ram320xe576-order-thread/>
- Sys-Check V2.2, by Jurgen van Radecke (tfhh), 2015,2018,2019
  - For XL/XE with PBI/ECI
  - Includes external 512 KiB Standard memory expansion using "Rambo" scheme
  - [http://www.van-radecke.de/STUFF/tfhh\\_HW\\_info.pdf](http://www.van-radecke.de/STUFF/tfhh_HW_info.pdf)

- 512K SRAM Memory Expansion V4.4, by Jurgen van Radecke (tfhh), 2018
  - For all XL/XE except 600XL (physical space limitation)
  - Default 512 KiB Rambo mode
  - Can switch to 256 KiB Compy-Shop mode (with true ANTIC banking) or switch the whole expansion off
  - [http://www.van-radecke.de/STUFF/tfhh\\_HW\\_info.pdf](http://www.van-radecke.de/STUFF/tfhh_HW_info.pdf)
- 576K SRAM Memory Expansion, by Jurgen van Radecke (tfhh), 2019
  - 64 KiB base/main & 512 KiB expanded memory for the Atari 600XL
  - Works in all XL/XE, but is specially made to work and fit in the 16 KiB RAM 600XL
  - Default 512 KiB Rambo mode
  - Can switch to 256 KiB Compy-Shop mode (with true ANTIC banking) or switch the whole expansion off
  - [http://www.van-radecke.de/STUFF/tfhh\\_HW\\_info.pdf](http://www.van-radecke.de/STUFF/tfhh_HW_info.pdf)

#### 6.12.2.10) 1,024 KiB system total

6 bank-selection bits allows selection of  $2^6 = 64$  16 KiB memory banks, but there are only 60 "extra" banks available because the computer's main 64 KiB RAM has been REPLACED.

- 1 Meg 1200XL Upgrade project, by Bob Woolley, San Leandro Computer Club (SLCC) Newsletter Apr-1992 pages 10-12
  - PORTB bank-selection bits used: 1,2,3,5,6,7
  - Internal BASIC is lost via software control (PORTB bit 1)
  - True ANTIC banking

#### 6.12.2.11) 1,088 KiB system total

6 bank-selection bits allows selection of  $2^6 = 64$  16 KiB memory banks.

- Scott Peterson 1088XE project for the 130XE
  - April 1986 (initial release); Version 2.0 (This one works!) June 1986
  - PORTB bank-selection bits used: 1,2,3,5,6,7
  - Internal BASIC is lost via software control (PORTB bit 1)
  - Internal Self Test program remains available
  - ANTIC accesses main memory only
  - Further modification by Ed Bachman, 3-Jan-1990:
    - PORTB bit 4 used as selected bank enable for 6502/ANTIC together
- Magna Systems Ramcharger 1088K for 130XE. (1987)
  - PORTB bank-selection bits used: 1,2,3,5,6,7
  - ANTIC accesses main memory only
  - Self Test is lost via software control (PORTB bit 7)
  - Internal BASIC is lost via software control (PORTB bit 1)
- Newell 1 Meg XL for 800XL/1200XL (1990)
  - Installation Method 1: (1,088 KiB accessible RAM)
    - PORTB bank-selection bits used: 1,2,3,5,6,7
    - Self Test is lost via software control (PORTB bit 7)
    - Internal BASIC is lost via software control (PORTB bit 1)
    - True ANTIC banking

- Installation Method 2: (1,072 KiB accessible RAM)
  - PORTB bank-selection bits used: 2,3,4,5,6,7
  - Self Test is lost via software control (PORTB bit 7)
  - 6502/ANTIC simultaneous banked memory access is ALWAYS enabled; 16 KiB of main memory is not accessible
- Installation Method 3: (1,072 KiB accessible RAM)
  - PORTB bank-selection bits used: 0,1,2,3,5,6
  - Internal BASIC is lost via software control (PORTB bit 1)
  - True ANTIC banking
  - 16 KiB RAM under the Operating System is not accessible
- Shipped with MYDOS 4.50 M1 and M1Copy Sector Copier, both for use with Method 1 installation
- Newell Meg XL for 800XL/1200XL (1991), Meg 65 for 65XE (1991), or Meg 130 for 130XE (1991), 1 MiB installations
  - PORTB bank-selection bits used: 1,2,3,5,6,7
  - Self Test is lost via software control (PORTB bit 7)
  - Internal BASIC is lost via software control (PORTB bit 1)
    - Installation option: Toggle switch to select internal BASIC
  - True ANTIC banking
  - Shipped with MYDOS 4.50 M1 and M1Copy Sector Copier
- Megaram XL/XE REV. III 1 MiB (Super-Megaram), by Klaus Peters, 1992
  - 1 MiB installation:
    - PORTB bits 2,3,6,7 and memory location 54,784 (\$D600) bits 0,1
    - Optional hardware switches for manual selection of 4 banks of 256 KiB
  - 256 KiB installation, PORTB bank-selection bits used: 2,3,6,7
  - Fix by Erhard Puetz for refresh errors on XL's without FREDDIE:
    - <http://www.b-pahl.de/atari8bit/RAM-Disk/doku/BugFix/bugfix.html#bug3fix>
- Satantronic 1 MiB SIMM RAM expansion project for 800XL, 800XE, 130XE, XEGs, by Dodo (Jozef Friedmansky). (2002, 2007, 2009)
 

Internal upgrade, with or without switches, with or without GAL chip.

  - 1 MiB mode uses PORTB bits 1,2,3,5,6,7
  - 256 KiB Compy-Shop mode
  - 256 KiB Atari Magazin mode
  - 64 KiB 130XE mode
  - Optional 0 KiB 800XL/65XE mode
  - [http://satantronic.atari.sk/?str=xe\\_1mbram](http://satantronic.atari.sk/?str=xe_1mbram)
- 1,024 KiB im 800XL project by Bernhard Pahl
  - PORTB bits: 1,2,3,5,6,7
  - Two modes: 1,024 KiB without BASIC, or 512 KiB with BASIC
  - [http://www.b-pahl.de/atari8bit/RAM-Disk/800xl\\_3/800xl\\_3.html](http://www.b-pahl.de/atari8bit/RAM-Disk/800xl_3/800xl_3.html)
- 1 MiB SIMM project for 800XL, 65XE, 130XE, 800XE, by Pasiu/SSG. (2004?) Internal upgrade works in two modes:
  - 512 KiB Compy-Shop with true ANTIC banking
  - 1,024 KiB with 6502/ANTIC simultaneous banking
  - <http://hardware.atari8.info/simm.php>

- mega-mem 1,024 KiB for 800XL, 800XE/65XE, 130XE, 1200XL, by Matthias Reichl and Wolfram Fischer, 2009. 8 modes selectable with 3 switches:
  - 0 KiB (off)
  - 64 KiB 130XE compatible
  - 128 KiB
  - 256 KiB Compy-Shop compatible
  - 256 KiB Rambo/Atari Magazin compatible
  - 512 KiB with ANTIC access
  - 512 KiB without ANTIC access
  - 1,024 KiB (built-in BASIC not available)
  - Without switches: 1,024 KiB without BASIC, or 512 KiB with BASIC
  - <http://www.mega-hz.de/Angebote/1024K/1mb.html>
- Ultimate1MB, by Sebastian Bartkowicz (Candle'O'Sin) and Lotharek, for all XL/XE (600XL requires 64 KiB). RAM features:
  - RAM configurable with 4 modes of operation:
    - Disabled
    - 320 KiB "Rambo" (Atari Magazine)
    - 576 KiB "Compy-Shop" with True ANTIC banking
    - 1,088 KiB "Rambo"
  - Firmware BIOS and SIDE Loader by Jonathan Halliday:
    - <https://atari8.co.uk/firmware/ultimate-1mb/>
    - <https://lotharek.pl/productdetail.php?id=56>
    - <https://retrolemon.co.uk/12-atari>

#### 6.12.2.12) 4 MiB system total

8 bank-selection bits allows selection of  $2^8 = 256$  16 KiB memory banks.

- Newell Meg XL for 800XL/1200XL (1991), Meg 65 for 65XE (1991), or Meg 130 for 130XE (1991), 4 MiB installations (4,064 KiB accessible RAM)
  - PORTB bank-selection bits used: 0,1,2,3,4,5,6,7
  - Self Test is lost via software control (PORTB bit 7)
  - Internal BASIC is lost via software control (PORTB bit 1)
    - Installation option: Toggle switch to select internal BASIC
  - 6502/ANTIC simultaneous banked memory access is ALWAYS enabled; 16 KiB of main memory is not accessible
  - 16 KiB RAM under the Operating System is not accessible
    - Installation option makes RAM under the OS available, but only usable if OS is first moved to RAM
  - Shipped with MYDOS 4.50 M1 and M1Copy Sector Copier



## 6.13) What personality boards were produced for the Atari 800?

This should be a complete list of personality boards released for the 800.

### **Atari CX801 10K ROM Personality Module (1979)**

- 400/800 OS, C012399 Floating Point Package (FPP) + C012499 + C014599
- Early units: 400/800 OS REV. A/NTSC
- Most units: 400/800 OS REV. B/NTSC

### **Atari CX801-P 10K ROM Personality Module (1981)**

- 400/800 OS REV. A/PAL, C012399 (FPP) + C015199 + C015299

### **L.E. Systems disk drive (1982)**

- Device is a personality board (oversized) for the 800
- Detailed elsewhere in this FAQ list (using industry standard floppy disk drives)

### **Ramrod MMOS Custom Operating System Board, by Newell Industries (1982)**

- Five ROM chip sockets
  - Two sockets for standard 400/800 OS chips or direct replacements
  - One socket for standard 400/800 FPP chip or direct replacement
  - Two sockets for addressing the 4 KiB byte block of memory at \$C000
    - Only one socket can address the entire 4 KiB block. In order to use two 4 KiB chips, a hardware toggle switch must be utilized.
    - These two sockets can be reconfigured to support standard 400/800 OS chips or direct replacements. A hardware toggle switch is then used to select between the two OS versions installed on the Ramrod.
- Earliest units shipped with Supermon! by David Young and 4 KiB RAM, and optionally also shipped with 8 KiB EPROM (two 4 KiB chips)
- Other early units shipped with Omnimon! by CDY Consulting and 4 KiB RAM, and optionally also shipped with 8 KiB EPROM (two 4 KiB chips)
- Later/Most units shipped with both Newell OSN and (standard 4 KiB) Omnimon!
- "Ramrod 2" shipped with OSN but without Omnimon!
- "Ramrod 3" shipped with neither OSN nor Omnimon!
- Board designed by System Innovations for Newell

### **Integrater, by ADS (1983)**

- For Corvus hard disk drive and/or Axlon banked memory
- Software & hardware design by D.S.S.A. (David & Sandy Small and Associates); sales support by Adams Computer Systems, Inc. (Allan Adams)
- Built-in software known as: smallDOS
- RAM drive emulates a 90 KiB single density DOS 2.0S disk (707 sectors)
- RAM drive is about 2 times faster than the original Axlon MMS RAM drive
- RAM drive can be designated as any drive without system reboot or using an application program
- Can boot the Atari directly from the Corvus
- The Corvus can boot directly into an application program using standard Atari AUTORUN.SYS techniques and programs
- Resident Mount Table Editor (part of smallDOS)

### **MEM/EX, by Prairie Physics (1983)**

- Requires 400/800 OS chips moved from a CX801
- Adds 4 KiB RAM at \$C000
- Switch/program-selectable write-protection
- Shipped with COM/EX software utility package on diskette
  - Resides in MEM/EX RAM
  - Adds ten new direct-mode commands for use with Atari BASIC or Assembler Editor
  - Machine-language monitor

### **Incognito, by Sebastian Bartkowicz (Candle'O'Sin), 2012**

- 4 slots for OS separate for "Colleen" and XL/XE mode
- 64 KiB of flash memory for future GUI
- 2 slots for BASIC/cartridge
- Built-in, configurable CF card storage (works as PBI in XL/XE mode, and through SDX driver in "Colleen" mode)
- Built-in FAT32 loader (SIDE) with both ATR and XEX file handling
- SpartaDOS X
- Onboard RTC - Real Time Clock
- 1 MiB Axlon compatible memory expansion for "Colleen" mode
- 64 KiB / 320 KiB / 576 KiB / 1,088 KiB total memory available in XL/XE mode
- Up to 52 KiB of memory in "Colleen" mode (configurable)
- Firmware BIOS and SIDE Loader by Jonathan Halliday:
  - A PBI implementation of Matthias Reichl's High-Speed SIO code which does not require OS patching and which works with external cartridges
  - The ability to set the system date and time from inside the BIOS setup utility
  - Expanded PBI BIOS settings on a dedicated menu page
  - System information page showing video standard, CPU speed, etc.
  - User-selectable BIOS hotkeys
  - Configuration profiles
  - BIOS plugin API for user-defined external device control

- New, faster XEX loader supporting multiple FAT partitions, APT partition mounting and recursive searching
- SIO2BT support (at up to 56kb/s) and high-speed SIO for PCLink and other serial devices
- Built-in CIO "Z:" RTC device handler
- <https://atari8.co.uk/firmware/incognito/>

Available:

<https://lotharek.pl/productdetail.php?id=275>

<https://thebrewingacademy.com/products/incognito-with-fjcs-firmware>

<https://retrolemon.co.uk/12-atari>

## 6.14) What were the Atari CP/M Module and 1090 XL Expansion System?

The **Atari CP/M Module** (internally: "Sweetpea", "Sweet Pea", "1060") was introduced at the June 1983 Consumer Electronics Show (CES) in Chicago, Illinois.

Housed in a case resembling the 1050 Floppy Disk Drive, features were to include: Z-80 microprocessor (4.0 MHz Z-80A), 64 KiB RAM, CP/M 2.2 operating system (by Digital Research; supplied on diskettes for Atari disk drive), 80 column display capability (composite video output port for high resolution monochrome display; unit would also be able to use the Atari computer's display device in 40 or 80 column modes). Electrical and firmware design licensed from Add-on Computer Corp.

CP/M software applications supplied on diskettes formatted for Atari disk drive (810 and 1050 formats both supported by the unit) were to be marketed separately (catalog supplied in the box with the unit) by Add-on Software, Inc., who expected to initially offer: Wordstar (MicroPro International), dBASE II (Allied Computer Services), Peachpak (Peachtree Software), Pascal/MT+ (Digital Research), CBASIC (Digital Research), SuperWriter (Sorcim), SuperCalc (Sorcim), Multiplan (Microsoft), MBASIC (Microsoft), and perhaps: MicroSort, Supersoft FORTH, Personal Pearl Database Manager. Atari confirmed the cancellation of the unshipped CP/M Module in January 1984. No more than a handful of prototype units may exist.

<http://www.atarimuseum.com/computers/8BITS/XL/xlperipherals/1060/1060.html>

<https://archive.org/details/AddOnCPM>

<https://archive.org/details/analog-computing-magazine-13/page/n36/mode/lup>

Atari first previewed the Expansion Box (**Atari 1090 XL Expansion System**) at the June 1983 Consumer Electronics Show (CES) in Chicago, Illinois.

The Expansion Box was to provide eight expansion slots, two RS-232 ports, and a bi-directional parallel bus, and was expected to ship by the end of that year. Atari privately showed the (revised) 1090 XL Expansion System at the June 1984 CES (also in Chicago, Illinois).

The 1090 would connect directly to the PBI on XL computers and would accept up to five XL Expansion Cards (each 9"x5", with 50-pin card edge connector). The 1090 was to ship with one 1090/1 XL 64K RAM Card (would expand a 600XL to 80 KiB, or would expand a 600XL with 1064, an 800XL, or a 1450XLD to 128 KiB). (Up to two 1090/1 cards were to be usable at the same time, making each of the 600XL/800XL/1450XLD expandable to 192 KiB.) A handful of prototypes exist, but the 1090 was never shipped.

<http://www.atarimuseum.com/computers/8BITS/XL/xlperipherals/1090xl.html>

*This page intentionally left blank*

# Chapter 7

# OS, BASIC, DOS, GUIs, Modem handlers

## 7.1) OS

### 7.1.1) What is the Atari Operating System?

"An operating system (OS) is a collection of software that manages computer hardware resources and provides common services for computer programs. The operating system is a vital component of the system software in a computer system. Application programs require an operating system to function."

(Wikipedia 8/15/2012)

Atari 8-bit computers were supplied with the proprietary Atari Operating System contained in Read Only Memory (ROM) as an integral feature of the computer. Major design elements of the Atari OS (derived here from De Re Atari):

#### MONITOR

Executed upon system power (Coldstart) or [System Reset] keypress (Warmstart). Sets up memory management, initializes I/O Subsystem, sets up System Vectors, boots (loads software into RAM) from cassette or diskette if present, selects and launches program execution environment

#### INTERRUPT PROCESSING STRUCTURE

The OS processes 6502 interrupts as generated by events including: keyboard keystrokes, the [Break] key, some serial bus events, system timer timeouts, and the vertical blank interval on the television/monitor. An Interrupt ReQuest (IRQ) Handler and a Non-Maskable Interrupt (NMI) Handler are both provided.

#### SYSTEM VECTORS

Design consideration allows for:

- User programs to directly utilize OS routines
- User programs to substitute for OS routines

#### INPUT/OUTPUT SUBSYSTEM

Multi-layered provision for user program access to hardware peripherals. Device Handlers may be added by user programs. Includes a complete Cassette Handler and a rudimentary Diskette Handler, but notably does not include a complete Disk Operating System. Described in greater detail in a separate section of this FAQ list.

#### REAL TIME PROGRAMMING

Hardware timers and system software timers are provided to facilitate predictable and controllable speeds of software routine execution.

#### ROM CHARACTER SET

Atari ASCII, or ATASCII. May be substituted by user programs. Described in greater detail in a separate section of this FAQ list.

## FLOATING POINT PACKAGE (FPP)

Set of mathematical routines that use binary coded decimal (BCD) arithmetic to provide standard mathematical functions (+, -, \*, /), exponential and logarithmic functions as well as conversion from ATASCII to BCD and BCD to ATASCII. Developed apart from the rest of the Atari OS by Shepardson Microsystems, Inc. (SMI) for internal use by Atari BASIC, but placed in operating system ROM by Atari for universal availability.

Software can reliably determine the version of the Atari Operating System running as follows. (primary source: OS Manual XL Addendum, p.28)

First, determine whether the system is running a 400/800 OS version or an XL OS version by checking the value of memory location \$FCD8. In Atari BASIC, PEEK(64728) is the equivalent test.

Read Result	Means
\$A2 (162)	400/800 OS
\$4C (76)	XL OS

Then, if running a 400/800 OS version as determined above, now check the values of BOTH memory locations \$FFF8 and \$FFF9. In Atari BASIC, PEEK(65528) and also PEEK(65529) and interpret the results as follows:

\$FFF8 (65528)	\$FFF9 (65529)	400/800 OS Revision	Revision Date
\$FF (255)		→ "Operating System 255"	1979-04 (VERY RARE)
\$DD (221)	\$57 (87)	→ REV. A/NTSC	1979-06 (uncommon)
\$D6 (214)	\$57 (87)	→ REV. A/PAL	1979-06 (common)
\$F3 (243)	\$E6 (230)	→ REV. B/NTSC	1981-09 (common)
\$22 (34)	\$58 (88)	→ REV. B/PAL	1981-09 (NOT SHIPPED?)

About "Operating System 255"

A pre-production demo unit release, possibly a few thousand once existed.

For more info see <https://mcurrent.name/os255/410insert-os255.htm> and <https://mcurrent.name/os255/softside.htm> and the 17-Nov-79 essay

Atari\_CASSETTE\_TAPES.pdf found in post #2 in:

<http://atariage.com/forums/topic/204930-some-early-atari-a8-development-docs/>

If running an XL OS version as determined above, the Revision number of the XL OS is available at memory location \$FFF7. In Atari BASIC, PEEK(65527) for the XL OS Revision number. XL OS Revisions released:

XL OS	(Dec.)	Hex	Revision Date	Shipped in
REV. A	(10)	\$0A	1982-10-26	1200XL (all)
REV. B	(11)	\$0B	1982-12-23	- (rarely installed in serviced 1200XLs)
REV. 1	(1)	\$01	1983-03-11	600XL (early/most) / 800XL (earliest)
REV. 2	(2)	\$02	1983-05-10	600XL (later) / 800XL / 65XE / 130XE (most)
REV. 3	(3)	\$03	1985-03-01	65XE / 130XE (late) / 800XE (all)
REV. 4	(4)	\$04	1987-05-07	XE System console (all)
REV. 3B	(59)	\$3B	1987-07-21	65XE Najm (earlier)
REV. 3B	(59)	\$3B	1987-07-21	1988-09-22 - 65XE Najm (later)

OS MANUALS FROM ATARI (FPP coverage included)

### Operating System User's Manual

- Author: Harry B. Stewart, Neoteric consultant to Atari
- August 15, 1980 edition (pre-release edition)  
<https://archive.org/details/AtariOperatingSystemUsersManualAugust1980>
- November 1980 edition, © 1980
  - 215 numbered pages
  - Table of contents lacks page numbers
  - Contents of pages numbered 191 and 192 are reversed
  - The last two sections are:
    - pp. 177-199 Appendix K. OS Database Variable Functional Descriptions
    - pp. 200-215 Appendix L. Equate File (400/800 OS REV. A source excerpt)
  - GREEN line-printed title page. Included in:
    - "Atari Personal Computer System Operating System User's Manual and Hardware Manual" November 1980 C016555 with **ORANGE** cover page
- January 1982 edition, © 1980
  - 261 numbered pages
  - Identical to the earlier © 1980 edition through page number 191
    - Confusingly, this includes the portion of the superseded version of Appendix K from the earlier edition on pages numbered 177-191
  - Pages marked 192 through 261 marked: "C016555 - REV. 0.2"
  - Pages 192-197: Appendix K. Device Characteristics (content not included in the earlier edition)
  - Pages 198-261: Appendix L. OS Database Variable Functional Descriptions (complete revision of the Appendix K. from the earlier edition)
  - The Appendix L. Equate File content from the earlier edition is not included.
  - GREEN line-printed title page. Included in:
    - "Atari Personal Computer System Operating System User's Manual and Hardware Manual" January 1982 C016555 with **YELLOW** cover page
- Mid-1982 edition, © 1980
  - Content same as (reverted to) November 1980 edition, see above
  - BRIGHT GREEN title page (with Atari logo). Included in:
    - "Atari Personal Computer System Technical Reference Notes includes: Operating System User's Manual and Hardware Manual" C016555 REV. 1 (mid-1982) with **GOLD** title page
- © 1982 edition
  - 273 numbered pages
  - Completely revised table of contents, including page numbers
  - Completely revised layout; content is heavily revised in some places
  - Includes Index (pages 271-273)
  - GRAY title page (with Atari logo). Included in:
    - "Atari Home Computer System Technical Reference Notes includes: Operating System User's Manual, Operating System Source Listing and Hardware Manual" C016555 REV. A (late 1982) with **BLUE** title page



## De Re Atari: A Guide to Effective Programming

- C060070, © 1981 edition (early version for registered developers)  
[https://archive.org/details/DeReAtari\\_early\\_version](https://archive.org/details/DeReAtari_early_version)
- APX-90008, © 1982 edition (common version sold via APX)  
<http://www.atariarchives.org/dere/>
- Also published in German and French language editions

## Operating System Manual: Supplement to Atari 400/800 Technical Reference

Supplement to Atari 400/800 Technical Reference Notes C024515

(ii+38 pages covers changes from the 400/800 OS to the XL OS)

- REV. A with green cover: "Atari 1200XL: Atari Home Computer System"
- White cover: "Atari XL Addendum: Atari Home Computer System"
- Author (uncredited): Robert A. Peck

## OS Source code published by ATARI

(excluding the FPP; see "What is Atari BASIC" FAQ section for FPP source code)

- Operating System Source Listing C017893 / CA016557 (order#)
  - August 1981, © 1981
  - "This is the original June 1979 Atari 400/800 computer operating system listing" (page 1)
  - 131 numbered pages (5785 lines) + 24 un-numbered pages (Cross Reference)
- Operating System Source Listing, © 1982
  - "This is the modified September Atari 400/800 computer operating system listing" (page 1)
  - "This is the Revision B EPROM version" (page 1)
  - 129 numbered pages (5805 lines) + 24 un-numbered pages (Cross Reference)
  - BLUE title page (with Atari logo). Included in:
    - "Atari Home Computer System Technical Reference Notes includes: Operating System User's Manual, Operating System Source Listing and Hardware Manual" C016555 REV. A (late 1982) with **BLUE** title page
- According to Mapping the Atari, Revised Ed. by Ian Chadwick, page 212, or <http://www.atariarchives.org/mapping/appendix12.php> :  
"Atari did produce a listed source code for the XL OS, although for some reason it was never published for public sale as it was intended...It is an excellent 500+ page resource document."

## OS DEVELOPER CREDITS AT ATARI

(see "What is Atari BASIC" FAQ section for FPP credits)

### 400/800 OS

#### Revision A

David Crane	Design/programming graphic assistance routines (line draw, area fill) (also wrote: APX Outlaw/Howitzer)
Alan Miller	Design/programming (also wrote: Basketball)
Larry Kaplan	Design/programming (also wrote: Video Easel, Super Breakout)
Harry B. Stewart	Design (as Neoteric consultant to Atari) (also wrote: APX Extended WSN, Atari PILOT)
Gary Palmer	Worked on the I/O portion (as consultant to Atari)
Ian Shepard	Developed the disk drive functions
R. Scott Scheiman	ATASCII

#### Revision B

Michael P. Mahar	Fix several problems
R. Scott Scheiman	Fix several problems

## XL OS

### Revision A

Harry B. Stewart	External Reference Specification (Neoteric consultant to Atari)
Lane Winner	(unknown contribution)
R. Scott Scheiman	Handler Loader
Amy Chen (Y. M. Chen)	Relocating Loader; International Character Set
Mike W. Colburn	Self Test
Richard K. (Hud) Nordin	(unknown contribution)

### Revision B

R. Scott Scheiman	Fix several problems
-------------------	----------------------

### Revision 1

R. Scott Scheiman	Support for PBI and on-board BASIC
Richard K. (Hud) Nordin	Support for PBI and on-board BASIC
Amy Chen (Y. M. Chen)	Support for PBI and on-board BASIC

### Revision 2

R. Scott Scheiman	Fix several problems
-------------------	----------------------

### Revision 3

(unidentified contributor)	Self Test updated; Fix one problem
----------------------------	------------------------------------

### Revision 4

(unidentified contributor)	Support for detachable keyboard and on-board game
----------------------------	---

### Revision 3B

(unidentified contributor)	Arabic character set and right-to-left text entry
----------------------------	---

Source code and further details for all known shipped and prototype versions of the Atari OS, based on disassembled ROM images combined with published source listings, was (amazingly) published by Tomasz Krasuski at <http://www.atariage.com/forums/topic/201133-os-source-code-all-revisions/>

## 7.1.2) What modified versions of the Atari OS were released?

This should be a complete list of modified versions of the Atari operating system ROM chips, or extensions to the OS released on ROM chips, released commercially by third-parties for the Atari.

Replacement personality boards for the 800, as well as 400/800 OS "translator" programs distributed as software, are listed in separate sections of this FAQ list.

Countless public domain modifications to the Atari OS have been produced as well. These are generally not listed here.

### 7.1.2.1) For the 400/800

#### **Fastchip (or: Fast Chip), by Charles W. Marslett for Newell Industries, 1981**

- Faster replacement for the Floating Point Package (FPP) ROM chip (Analog #8 page 93)
- The first product release from Newell Industries
- Source code available:  
<http://www.wordmark.org/mydos.html> (Revision C, 30 November 1981)

#### **Supermon!, by CDY Consulting (David Young), 1982?**

- Resident machine language monitor
- Installs into the 4 KiB byte block of memory at \$C000.
- Shipped with earliest Ramrod units by Newell Industries
- For later released versions see: Omnimon! (1983?)

#### **Omnimon!, by CDY Consulting (David Young), 1983?**

- Resident machine language monitor
- For earliest released version see: Supermon! (1982?)
- Installs into the 4 KiB byte block of memory at \$C000.
- Standard Version (4 KiB): Has a HELP command (not present in other versions)
  - Shipped with Omnimon! piggyback board by The Peripheral Connection (Bill Williams)
  - Shipped with Newell Industries Ramrod personality board (800)
- Advanced Version A (4 KiB): Adds several utilities, plus support for Happy 810 Enhancement and Bit 3 Full-View 80
- Ramdisk Version R (4 KiB): Most features of Advanced Version A, including Happy 810 Enhancement and Bit 3 Full-View 80 support, plus RAM drive for Axlon banked memory
- Banked Version L (4 KiB): Same as Ramdisk Version R with additional disk I/O facilities, but without debugging commands of Standard Version
- Banked Version U (4 KiB): Designed to complement Banked Version L. Includes debugging commands of Standard Version plus a mini-assembler and a relocate command.
- 8K Omnimon! (1984)
  - Supplied on an 8 KiB chip with hardware toggle switch used to select between Version L and Version U. Characters on the screen are inverted to prompt the user to flip the switch when needed.
  - Standalone 4 KiB Versions A/R/L/U were discontinued at the release of 8K Omnimon!; the 4 KiB Standard Version would initially remain available.

### **OSN (O.S.'N'), by Wes Newell for Newell Industries, 1983**

- Complete replacement 400/800 operating system
- Shipped with Newell Ramrod 800 personality board
- Shipped with Newell "Ramrod 2" (Ramrod with OSN but without Omnimon!)
- OSN supplied on 2 4 KiB chips or on one 8 KiB chip.
- Provides all graphics modes, including modes 12-15 that are not in the standard 400/800 OS
- Cassette interface is programmable to any baud rate
- Keyboard delay and repeat functions have been modified to allow for faster typing and cursor movement.
- Cartridges can be disregarded on power up.

### **Omniview (Omniview 400/800), by CDY Consulting, 1984**

- Adds 80 column E: and S: OS device drivers, using 3-bit wide characters in ANTIC mode F (BASIC GR. 8). Software can also be optimized to write to the Omniview screen output routines.
- RAM drive for Axlon banked memory (up to 1 MiB)
- Installs into the 4 KiB byte block of memory at \$C000.
- Two versions: Omniview standard (4 KiB) or 8K Omniview.
- 8K Omniview consists of Omniview standard (4 KiB) version + CDY Omnimon! standard (4 KiB) version in an 8 KiB bankable ROM.
- On a CDY Omnimon! board, the Omniview chip replaces the Omnimon! chip
- On Newell Ramrod board, the Omniview chip either replaces the Supermon!/Omnimon! chip, or it can be installed alongside the Supermon!/Omnimon! chip through the use of a hardware toggle switch.
- Many units supplied with SpeedScript 80 (earlier name) / OmniWriter (later name), OmniTerm (modified VT-10-Squared), and patch instructions for Bit 3 Full-View 80 supporting versions of LJK Letter Perfect and LJK Data Perfect.
- Sold separately by CDY: Patched AtariWriter Plus (130XE version), OmniCom (commercial versions for Omniview)

### **ROMDOS / RDOS, by Wordmark Systems**

- Equivalent to MYDOS 3.0 (described elsewhere in this FAQ list)
- Installs into the 4 KiB byte block of memory at \$C000.
- For Newell Ramrod personality board or CDY Omnimon! board

### **OMNIDOS, by CDY Consulting / Wordmark Systems**

- Wordmark ROMDOS/RDOS (4 KiB) and CDY Omniview standard (4 KiB) on one 8 KiB chip
- Installs into the 4 KiB byte block of memory at \$C000.
- For Newell Ramrod personality board or CDY Omnimon! Board

### **Impossible!, by Computer Software Services (CSS), 1984**

- 4K Static RAM-Pac board plugs in place of the C012499 OS ROM chip
- Adds 4 KiB RAM at \$C000, hardware switch selectable
- Shipped with disk containing copying software

### **Ultimon, by Computer Support, 1986**

- Machine code monitor/disassembler, mini-DOS, disk sector editor

### **80 Column Pack, by Computer Support, 1986**

- 80 column text mode using a Graphics 8 screen

### **Superchip / Super-Chip, by Computer Support, 1986**

- Fast floating point math routines ?????

## 7.1.2.2) For the 800 only

### **Super800, by Super Products**

- Piggyback board for CX801 personality board
- Run the 400/800 OS or the XL OS
- Includes Supermon, by Super Products
- 2 hardware switches: XL emulation on/off, Supermon on/off
- Includes 16 KiB RAM
- Can use Super Products SuperRAM (800 version)
  - Used as Axlon banked memory when running the 400/800 OS
  - Used as Port B banked memory when running the XL OS

## 7.1.2.3) For the 600XL/800XL/65XE/130XE/800XE (not 1200XL/XEgs unless specified)

### **XL Fix ROM, by Computer Software Services (CSS), 1984**

- 400/800 OS translator
  - Access to 4 KiB RAM at \$C000
- Available for 1200XL or for 600XL/800XL
- Board includes socket for standard XL OS ROM chip, and includes switch for selecting XL OS or 400/800 OS.

### **XL Boss, by Allen Macroware, 1984**

- 400/800 OS translator in ROM
  - Access to 4 KiB RAM at \$C000
- OS ROM chip for 800XL/600XL, or chip with adapter for 1200XL
- Beginning 1985 shipped with dual operating system board
- Shipped with (disk): MacroMon XL (machine language monitor), MacroDOS (miniature DOS)

### **OmnimonXL, by CDY Consulting, 1984**

- Single OS ROM chip includes:
  - OSNXL (OSN XL/XE) operating system
  - Fastchip XL floating point routines
  - OmnimonXL (Omnimon XL) resident machine language monitor
- Compatible with the 400/800 OS, but has a programmable cassette baud rate, increased keyboard speed, and all the graphic modes of the XL/XE's
- Shipped with Newell Industries Ramrod XL (for 800XL/65XE/130XE) (Ramrod XL board plugs in place of the OS ROM chip; has 3 XL/XE ROM sockets and hardware OS select switch)

### **OmniviewXL, by CDY Consulting, 1984**

- Single OS ROM chip includes:
  - OSNXL (OSN XL/XE) operating system
  - Fastchip XL floating point routines
  - OmniviewXL (Omniview XL/XE)
- Compatible with the 400/800 OS, but has a programmable cassette baud rate, increased keyboard speed, and all the graphic modes of the XL/XE's
- Adds 80 column E: and S: OS device drivers, using 3-bit wide characters in ANTIC mode F (BASIC GR. 8). Software can also be optimized to write to the Omniview screen output routines. Compatible with Omniview 400/800.
- Built-in ATRMON terminal emulator for use with the ATR8000
- Later versions (Omniview XL/XE) include 64 KiB RAM drive for 130XE banked memory
- Supplied with SpeedScript 80 (earlier name) / OmniWriter (later name), OmniTerm (modified VT-10-Squared), and patch instructions for Bit 3 Full-View 80 supporting versions of LJK Letter Perfect and LJK Data Perfect.
- Sold separately by CDY: Patched AtariWriter Plus (130XE banked memory version), OmniCom (commercial versions for Omniview)

### **Bibomon, by Erwin Reuss for Compy-Shop, 1984**

- Later known as: "4K-Bibomon"
- XL OS with added machine language monitor
- Includes piggyback socket for standard XL OS chip and hardware switch

### **512K RAM BetriebsSystem Chip, by Iрата Verlag, 1985?**

- XL OS with added RAM drive support for the company's 512K RAM 800XL RAMFloppy

### **High Chip XL, by Iрата Verlag, 1985**

- XL OS with added buffered fast write with verify SIO for use with the company's High Speed Board 1050 (Happy 1050 Enhancement clone)

### **High Chip XE mit RAMDisk, by Irata Verlag, 1985?**

- High Chip XL with added RAM drive for 130XE banked memory

### **OldRunner Chip, by Irata Verlag, 1985?**

- 400/800 OS translator in ROM

### **Supermon, by Will Visser for Super Products, 1985**

- 400/800 OS translator, with enhancements
- Disassembler; DOS functions; 4 color screen dump
- Also included with Super Products Super800

### **XOS/80 Column Pack!, by Computer Support, 1985**

- 600XL/800XL and 130XE banked memory separate versions
- XL OS modified to be highly compatible with the 400/800 OS, plus 820 baud cassette saves
- 80 column text mode using a Graphics 8 screen

### **XOS/Ultimon!, by Computer Support, 1985**

- 600XL/800XL and 130XE banked memory separate versions
  - XL OS modified to be highly compatible with the 400/800 OS, plus 820 baud cassette saves
  - Machine code monitor/disassembler, mini-DOS, disk sector editor
- <http://ultimon.com/>

### **XOS/Fix, by Computer Support, 1985**

- 400/800 OS translator in ROM

### **Superchip / Super-Chip, by Computer Support, 1986**

- 600XL/800XL and 130XE banked memory separate versions
- XL OS with fast floating point math routines ?????

### **Ultra Speed OS, by Computer Software Services (CSS), 1986**

- Universal support for high speed read/write with upgraded disk drives including Klone/Happy, Duplicator, and US Doubler
- Numerous other OS enhancements
- Chip shipped with piggyback socket and switch for hardware toggle between Ultra Speed OS and standard Atari XL OS



### **Omniview 256, by CDY Consulting, 1986**

- Omniview XL/XE (see OmniviewXL above) with added 192 KiB RAM drive for Port B banked memory
- Marketed for use with 800XL with Newell Industries 256KXL upgrade

### **16K-Bibomon, by Erwin Reuss for Compy-Shop, 1986**

- Add on board includes:
  - Bibomon 16K machine language monitor ROM (occupies 4 KiB address space at \$C000)
  - Oldrunner 400/800 OS ROM chip
  - Socket for standard XL OS ROM chip
  - Hardware clock
  - Centronics compatible printer port
  - Hardcopy Routine: Epson FX-80 and Okidata Microline compatible
  - mini-DOS: DOS 2.5 and OSS DOS XL compatible, plus Speedy 1050 high speed
  - Hardware switches used to select between XL OS / Oldrunner, between BASIC On / BASIC Off under Oldrunner, and between Bibomon or International character set under Oldrunner

### **Expander / The Expanders, by R.G.T. for Synergy Concepts, © 1986**

- For computers with up to 512 KiB of Port B banked memory (576 KiB total system RAM)
- XL OS with added Executive Program for managing up to four RAM drives
- All RAM drives contain 707 sectors. RAM drive configurations supported:
  - One RAM drive of 90 KiB (emulated SS/SD floppy disk drive)
  - Two RAM drives of 90 KiB (emulated SS/SD floppy disk drives)
  - Three RAM drives of 90 KiB (emulated SS/SD floppy disk drives)
  - Four RAM drives of 90 KiB (emulated SS/SD floppy disk drives)
  - One RAM drive of 180 KiB (emulated SS/DD floppy disk drive)
  - Two RAM drives of 180 KiB (emulated SS/DD floppy disk drives)
- Renumber drives and boot from any drive
- Built-in mini-DOS

### **QMEG-OS V3 ©'87 S.Dorndorf (1987)**

- "Quarter-Mega Operating System"
- For computers with 192 KiB of Port B banked memory (256 KiB total system RAM)
- Three RAM drive configurations supported:
  1. Two RAM drives of 90 KiB each (emulated SS/SD floppy disk drives)
  2. One RAM drive of 128 KiB (emulated SS/ED floppy disk drive),  
one RAM drive of 64 KiB (compatible with the DOS II+/D v6.x RAM drive)
  3. One RAM drive of 180 KiB (emulated SS/DD floppy disk drive)
- Supports supplementary RAM drive of 5.25 KiB dedicated to storage of DOS.
  - Intended for use with DOS II+/D v6.x
- High speed support: US Doubler/UltraSpeed, Happy/Warp Speed
- Machine Language Monitor (MLM) with disassembler
- Disk copier
- File loader (COM, BIN)

- P2: Epson printer device driver supports full Atari ATASCII character set
- P3: Epson printer device driver supports double density printing
- Supports a computer modification, involving the installation of a second PIA chip, that adds a built-in Centronics parallel printer interface (addressed at \$D6xx) to the Atari.
- Not available: PBI/ECI support, Self Test, International character set

### **Ultra Speed Plus! Operating System Package, CSS, 1988**

- Module replaces OS ROM chip, with several lines soldered to points on the motherboard as well. Three operating systems, switch-selectable:
  - Standard Atari XL OS
  - XL-Fix Plus
    - 400/800 OS translator, with enhancements
    - Mach-Ten binary file loader, with Mach Menu writer
  - Ultra Speed Plus (US+)
    - Universal support for high speed read/write with upgraded disk drives including Super Archiver, Happy, US Doubler, Duplicator, Klone, Density Doubler, and XF551
    - RAM drive handler can emulate single or double density floppy disks, supporting Port B banked memory in systems with 128 KiB to 2 MiB RAM
    - Can boot from RAM drive
    - Fastchip floating point routines
    - Comprehensive memory test routine pinpoints defective RAM chips

### **Turbo-OS, by DataQue Software (Chuck Steinman), 1989**

- Shipped with DataQue Software Turbo-816 65C816 board (both 600XL/800XL/65XE/130XE and 1200XL versions)
- Compatible with software that uses the published, legal entry points into the Atari XL OS and legal RAM locations
- Recommended to install both the Atari XL OS and the Turbo-OS ROMs, and a toggle switch used to select which is active ("Dual Prom" Option).

### **TurBoss, by Integrated Logic Systems (ILS), 1990**

- Enhances the screen display list speed in Graphics Mode 0
  - Charles Marslett's high speed math routine (Fastchip)
  - D.E.Mon real-time monitor built in
  - Chip contains standard Atari XL OS as well, hardware switch selectable
- <http://www.realdos.net/prodturboss.html>

### **25K Bibomon, by Klaus Peters / Elektronik und Software, 1992**

- Add-on board is marked: Supermon V1.1
- Single chip includes two operating systems: Old OS (Oldrunner?) and XL OS
- Board also includes Bibomon machine language monitor and optional Bibo-Assembler
- Board includes socket for second XL/XE OS chip
- Firmware allows software control of combinations of OS (Old OS / XL OS / Optional OS), with choices of international character set, Bibomon with Bibomon DOS, Bibo-Assembler, and internal BASIC enabled
- Universal Speedy 1050 high speed support

### **APE Warp+ OS, by Atarimax (Steven J. Tucker), 1996**

- Universal high speed SIO (3x), US Doubler emulation, other enhancements
- Shipped 1996-2005 as part of APE Warp+ Quad OS Upgrade Module, containing APE Warp+ OS, standard XL OS, a public domain Atari 800 compatible OS, and standard XL OS with Reverse BASIC
  - Includes chip and 2 toggle switches
- Beginning 2005 shipped as part of APE Warp+ 32-in-1 OS Upgrade Module
  - Module replaces OS ROM chip, with 3 other connections necessary
  - OS Selection Menu in ROM

### **QMEG+OS 4.04 ©'97 S.Dorndorf (1997)**

- "Quarter-Mega Plus Operating System"
- For computers with 192 KiB of Port B banked memory (256 KiB total system RAM)
  - Explicitly supported: Compy-Shop, Megaram, Buchholz, ABBUC, Atari Magazin, Klan Atari, Newell
  - When used in 64 KiB or 128 KiB computers RAM drives are not available
- Three RAM drive configurations supported:
  1. Two RAM drives of 90 KiB each (emulated SS/SD floppy disk drives)
  2. One RAM drive of 128 KiB (emulated SS/ED floppy disk drive),  
one RAM drive of 64 KiB (optionally compatible with DOS 2.5 RAM drive)
  3. One RAM drive of 180 KiB (emulated SS/DD floppy disk drive)
- High speed support: US Doubler/UltraSpeed, 1050 Turbo/Turbodrive, XF551
  - Drive types automatically detected
- Full support for large Bibo-DOS, Turbo-DOS, and MYDOS floppy disks, and MYDOS subdirectories
- Machine Language Monitor (MLM) with disassembler
- Disk copier
- File loader (COM, BIN, BAS, CAS)
- Boot from any drive
- CAS simulator (read only; no boot cassettes) replaces full C: device handler
- Not available: Self Test, International character set, standard C: handler

### **MyBIOS ROM versions, by Sijmen Schouten (Mr. Atari), 2002-**

- ROM versions are a complete replacement OS for the computer
  - "The most compatible Atari XL/XE + 400/800 Operating system known"
- For all types of MyIDE interface
  - 'E' version for external MyIDE; 'I' version for internal MyIDE

<http://www.mr-atari.com/myidehome.htm>

### **65C816 XL OS (DracOS), by Konrad M. Kokoszkiewicz, 2004-**

Top project goals:

- Make possible to use the 65C816 native mode on Atari XL/XE computers without problems and with interrupts enabled.
- Make the memory mapped at extra addresses (\$010000-\$FFFFFF) accessible and usable for programs.
- Provide some more extra services related to the 65C816 such as new interrupt vectors, basic memory management routines etc.
- Develop new system of entry points: current mechanism of making ROM calls is difficult to use, when the code resides above the address \$FFFF.

<http://drac030.krap.pl/en-specyfikacja.php>

## **7.1.3) What is the ATASCII (Atari ASCII) encoding standard?**

ASCII is an acronym for the American Standard Code for Information Interchange. Pronounced ask-ee, ASCII is a character and control code encoding standard used by computers, telecommunications equipment, and other devices. There are 128 valid codes in ASCII, including 95 printable characters (including the "space" character) and 33 control codes.

The 8-bit Atari computers use a modified version of ASCII called Atari ASCII, or ATASCII. The ATASCII character set, contained in Operating System (OS) ROM, includes 256 printable characters. Each character is a matrix of 8 x 8 pixels.

The XL OS contains both the standard ATASCII character set (as found in the 400/800 OS) and an alternate International Character Set, where 29 ATASCII standard "graphics characters" are replaced primarily with characters with European accent marks.

ATASCII printable characters are a functional superset of ASCII, with a few exceptions: ATASCII lacks the left curly bracket, right curly bracket, tilde, and grave accent printable ASCII characters. The similarity between ATASCII and ASCII character coding facilitates exchange of text between the Atari and other computers or devices also using character encodings based on ASCII.

16 of the ATASCII character codes also have control code functions when processed by the E: Screen Editor device of the Atari OS. ATASCII control codes are quite different from ASCII control codes. The most important functional difference between ATASCII and other variations of ASCII is how a "newline" (line ending, end of line (EOL), line break) is coded. The Atari's ATASCII uniquely uses the single decimal character code 155 to indicate a newline. Thus, when exchanging text files between the Atari and other computing devices a "text conversion"

is necessary in order for newlines to be recognized as expected both before and after transmission.

The Wikipedia article on ATASCII provides links to several ATASCII/ASCII character tables, and a list of the ATASCII control codes.

<https://en.wikipedia.org/wiki/ATASCII>

## 7.1.4) How is the Input/Output subsystem of the Atari OS organized?

Derived primarily from the Operating System User's Manual and De Re Atari.

The Input/Output (I/O) subsystem of the Atari Operating System (OS) comprises a collection of software utilities/routines, offered at three different levels of abstraction (CIO, Device Handlers, SIO), that allow for user communication with local system and peripheral devices. Communications between adjacent levels of the I/O subsystem are carried via one of the three types of I/O system control blocks (IOCB, ZIOCB, DCB).

Presented in order from the highest level to the lowest level:

USER PROGRAM

INPUT/OUTPUT CONTROL BLOCK (IOCB)

Carries communications between a user program and Central I/O (CIO)

- 8 IOCBs (#0-#7) are provided by the OS.
- Each IOCB can be assigned to control any device/file.
- IOCB #0 is assigned by the OS to the E: Screen Editor at power-up and system reset.
- Software programming environments may reserve other IOCBs for internal use. For example, Atari BASIC uses IOCB #6 to interact with the S: device when using graphics modes other than zero, and uses IOCB #7 for I/O with the printer, disk drive, and cassette. (Patchett/Sherer, Master Memory Map, <http://www.atariarchives.org/mmm/iocbs.php>)

CENTRAL I/O (CIO) utility/routine

Intended for user program access to system and peripheral devices. A device consists of one or more "files" where each file consists of a sequential collection of data bytes. Files are optionally organized into "records" which are delineated by the End Of Line character/byte (\$9B). 8 basic functions provided by CIO: OPEN, CLOSE, GET CHARACTERS, PUT CHARACTERS, GET RECORD, PUT RECORD, GET STATUS, Special (handler-specific)

Additional CIO features:

- Device independence
  - Single entry point for all devices (and for all operations)
  - Device-independent calling sequence
  - Uniform rules for data transfers, regardless of actual device storage block sizes
- Data access methods
  - Byte-aligned. Any number of bytes can be read or written, and the next operation will continue where the prior one left off.
  - Record-aligned. A single record of bytes can be read or written, and the next operation will continue at the beginning of the next record.

- Multiple device/file concurrency
  - Up to 8 device/files can be accessed concurrently, each operating independently of the others.
- Unified error handling
- Device expansion: while the OS supplies several device handlers in ROM, CIO also supports the loading of additional CIO-compatible device handlers into RAM.

#### ZERO-PAGE I/O CONTROL BLOCK (ZIOCB)

Carries communications between higher-level CIO and lower-level device handlers. There is a single ZIOCB only.

#### DEVICE HANDLERS

Resident full device handlers provided by the Atari OS:

**K:** Keyboard Handler (read only)

**S:** Display Handler (read/write)  
Offers the special CIO commands DRAW and FILL.

**E:** Screen Editor (read/write)  
Uses the K: Keyboard Handler and the S: Display Handler to provide "line-at-a-time" input with interactive editing functions, as well as formatted output.

**C:** Cassette Handler (read/write)

**P:** Printer (write only)

- 400/800 OS: Supports a single printer device; any device number is ignored. All powered printers attached via SIO or the 850 parallel port respond to all print commands.

- XL OS: Supports 8 different printer devices: P1: - P8:

P: (no device number) is interpreted to mean: P1:

Printer devices are associated with specific models of Atari printers as follows:

- P1: All printers attached via SIO or the 850 parallel port
- P2: 850 Interface Module parallel port (e.g., Atari 825)
- P3: 1025 Printer
- P4: 1020 Color Plotter
- P5: 1027 Printer
- P6: 1029 Printer
- P7: XMM801 Printer
- P8: XDM121 Printer

Tomasz Krasuski contributes (May 2011):

This feature is buggy in XL OS REV. A / REV. B / REV. 1. Behavior was fixed to reliable operation as of XL OS REV. 2.

Also provided by the Atari OS:

- Resident Diskette Handler
  - Not a full device handler / not CIO-compatible
  - Detailed in the section of this FAQ list introducing Disk Operating Systems
- Generic Parallel Device Handler (XL OS REV. 1+)
  - Responsible for invoking the handler routines within the parallel device ROMs.

Nonresident Handlers can be added to the system environment in several ways:

- Loaded from diskette or cassette
- Loaded from the ROM of an SIO device (850 Interface, 1030 Modem). May be loaded at system startup without disk drive ("bootstrap without disk drive"), may be loaded as part of a Disk Boot ("bootstrap with disk drive"), or may be loaded afterward.

#### DEVICE CONTROL BLOCK (DCB)

Carries communications between higher-level device handlers and lower-level Serial I/O (SIO). There is a single DCB only.

#### SERIAL I/O (SIO) utility/routine

Low-level communication with serial bus peripherals

- Control of all Serial bus I/O, conforming to the bus protocol
- Bus operation retries on errors
- Return of unified error statuses on error conditions
- Used by the OS-resident P: handler and the OS-resident Diskette Handler
- Not used by the OS-resident K: S: and E: handlers (non-SIO devices)
- While the OS-resident C: handler uses the SIO bus hardware, it does not use the SIO utility/routine.

Any lower level (lower than CIO) access to a device by a user program involves the direct reading and writing of the hardware registers associated with the device.

### 7.1.5) What is attract mode?

From the Atari Operating System User's Manual (1982) p. 215:

Attract mode is a mechanism that protects the television screen from having patterns "burned into" the phosphors due to a fixed display being left on the screen for extended periods of time. When the computer is left unattended for more than 9 minutes, the color intensities are limited to 50 percent of maximum and the hues are continually varied every 8.3 seconds. Pressing any keyboard data key will be sufficient to remove the attract mode for 9 more minutes.

Laurent Delsarte contributes:

To launch the attract mode from BASIC, use a "POKE 77,128"

To disable the attract mode from BASIC, use a "POKE 77,0"

## 7.1.6) What is the Atari cassette utilization/filesystem?

(Section sources include: De Re Atari, OS Users Manual, XL Addendum)

The following are characteristics of the cassette utilization/filesystem as implemented by the Atari Operating System.

- Mark = 5,327 Hz (audible sound frequency)
- Space = 3,995 Hz (audible sound frequency)
- Bit = space (0) or mark (1)
- Byte = 10 bits:
  - 1 start bit (space)
  - 8 data bits
  - 1 stop bit (mark)
- Record = 6-132 bytes, as follows:
  - Speed measurement byte, first of two. Marker character = \$55 (hex)
  - Speed measurement byte, second of two. Marker character = \$55 (hex)
  - Control byte. One of three values:
    1. \$FC = Record is a full data record.
    2. \$FA = Record is a partially full data record, and the next record should be an end-of-file record.
    3. \$FE = Record is an end-of-file record.
  - Data bytes. 128 bytes for a full data record or an end-of-file record, or 2-128 bytes if a partially full data record, where the last byte is not really a data byte, but rather contains the number of actual data bytes (1-127).
  - Checksum byte
- Pre-Record Write Tone (PRWT) = pure mark tone
- Post-Record Gap (PRG)
- Record Frame = PRWT + Record + PRG
- Inter-Record Gap (IRG) = PRG + PRWT
- Normal IRG Mode: Tape comes to stop after each record frame
- Short IRG Mode: Tape is not stopped between record frames.  
(Short IRG Mode is supported by the Atari BASIC commands CSAVE and CLOAD.)
- Normal IRG PRWT = 3 seconds of mark tone
- Short IRG PRWT = 0.25 second of mark tone
- Normal IRG PRG = Up to 1 second of unknown tones (motor stop/start time)
- Short IRG PRG = pure mark tone, duration set by user program (may be zero)
- File consists of:
  1. 20-second leader of mark tone
  2. Any number of data record frames (each frame contains one data record)
  3. End-Of-File record frame (contains an end-of-file record)



## 7.1.7) What programs run only on the 400/800 (not the XL/XE) and why?

Fandal site search for games requiring 400/800 OS REV. B:

[http://a8.fandal.cz/search.php?search=os-b&butt\\_details\\_x=x](http://a8.fandal.cz/search.php?search=os-b&butt_details_x=x)

Fandal site search for games requiring 400/800 OS REV. A:

[http://a8.fandal.cz/search.php?search=os-a&butt\\_details\\_x=x](http://a8.fandal.cz/search.php?search=os-a&butt_details_x=x)

Utilities reported to require the 400/800 OS:

Program	Publisher
Atari Word Processor	Atari
File Manager 800+	Synapse
Letter Perfect (before v6)	LJK (all version 6.x releases OK on XL/XE)
Mac/65 [ver. 1.00, orange]	OSS (all releases after 1.00 OK on XL/XE)
Monkey Wrench	Eastern House
Synassembler	Synapse
Text Wizard	Datasoft
VT-10-Squared	Dave Bailey

Note that while some 400/800 programs fail to run on the XL/XE at all, others, such as Atari's own Missile Command and Space Invaders cartridges, run on the XL/XE with only minor problems such as sound glitches.

Many 400/800 programs incompatible with XL/XE computers can nevertheless be made to run flawlessly on the XL/XE using the Atari Translator (or equivalent) which is described in another section of this FAQ list.

Also, modern programmers have hacked many of the above titles and released fixed versions for use with XL/XE computers.

Thomas Richter contributes the following (16 Jan 2004):

There are a couple of reasons why some games don't run on the XL/XE models. I try to order them by "likeliness", of course biased by my personal observations:

### 7.1.7.1) Printer buffer

The printer buffer of the XL Operating System in page 3 is a couple of bytes shorter. The additional bytes are used for extended OS variables not available in the 800 series. Most prominent is the \$3FA location, holding a shadow register of GTIA's TRIG3 signal. While a true joystick trigger line in the 400/800 series, this signal is used as "cartridge inserted" signal for XL/XE models. Unfortunately, the OS compares GTIA TRIG3 with the shadow register at \$3FA in each vertical blank, running into an endless loop if the register contents don't match. This causes hangs for games using page 3 either as copy-buffer or for player-missile graphics. (Hangs by Ms. Pac-Man and Bacterion! are caused by this, and many others...) This is "fixable" either by the translator disk, or by a quick hack into the game, replacing the OS vertical blank or poking TRIG3 frequently into its shadow. The reason for the OS behavior might be that Atari wanted to prevent crashes if the cartridge is inserted or removed while the machine is running.

The 400/800 is powered down when a cartridge is inserted, the XL/XE lacks the cover of the older models that triggered a little switch to interrupt the power line.

### 7.1.7.2) Writes to \$3F8

Similar to the above, writes to \$3F8. This OS equate defines whether on a warm start, the BASIC ROM shall be mapped back in. If its contents are altered, a program triggering a reset as part of its initialization will find itself then with 8 KiB less RAM occupied by a BASIC ROM, making it crash. Similarly, writes to the cartridge checksum \$3EB could cause a cold-start on a "reset initialization". This is fixable by the translator disk.

### 7.1.7.3) Four joystick setup

Some games use a four-joystick setup, or at least initialize PIA itself. If this happens inadequately, PIA Port B (PORTB) bit 0 gets changed, disabling the ROM, and thus crashing the machine. This is not fixable by the translator since it is a hardware issue.

### 7.1.7.4) Direct jumps into the OS ROM

Direct jumps into the OS ROM, not using the documented vectors in the \$E450 area. Interestingly, this fault is not as common as it may sound since games hardly ever use the OS. It causes failures of some "serious applications", most notably "QS Forth" and applications compiled by it. This is fixable by the translator disk.

## 7.1.8) Why do some programs run only on the XL/XE (not the 400/800)?

Section started by Konrad M. Kokoszkiewicz.

Software designed for the Atari XL/XE won't work on the 400/800 if:

1. It uses shadow RAM at \$C000-\$CFFF (4 KiB) or \$D800-\$FFFF (10 KiB). In other words, it requires 64 KiB RAM.
2. It uses RAM expansions at \$4000-\$7FFF controlled by PORTB \$D301. In other words, it requires at least 128 KiB total RAM.
3. It uses XL OS vectors (routines) not present in the 400/800 OS. Some of these correspond to XL/XE specific hardware, such as the [HELP] key or the PBI/ECI interface.
4. Rather than using documented OS vectors, it "illegally" uses OS routines directly for routines that were located at different memory addresses in the 400/800 OS.
5. It uses the International Character Set.

## 7.1.9) Can I run older programs using the Atari Translator?

While each later revision of the Atari Operating System (OS) was designed to be backward compatible with earlier versions, software incompatibilities were sometimes introduced. In particular, a number of programs written for the 400/800 OS versions do not run correctly or at all under the XL OS versions. In order to allow many "400/800-only" programs to be run on an XL (or later, XE) computer, Atari made the Atari Translator available via the Atari Program Exchange (APX) or Atari Customer Service.

The auto-booting Translator diskette installs the 400/800 OS in RAM "under" the ROM-based XL OS in an XL/XE Atari computer. Once this disk has been loaded, the user is prompted to remove it and insert the application diskette (or cassette) and press the [SELECT] key. When this occurs the system undertakes a coldstart in the new, RAM-based 400/800 OS environment.

The Translator disk is a two-sided disk, providing two slightly different versions of the Translator. The Side A Translator provides a version of the 400/800 OS that is slightly modified to allow the [RESET] key to be pressed without reverting to the XL OS on ROM. The Side B Translator provides an even higher degree of compatibility, including support for programs that boot the 850 Interface, but the 400/800 OS in RAM would be disabled if the [RESET] key is pressed.

Atari shipped two versions of the Translator disk:

- Atari Translator DX5063 NTSC version: 400/800 OS REV. B/NTSC
- Atari Translator FK100807 PAL version: 400/800 OS REV. A/PAL

Translator programmers at Atari:

- Greg Riker: Original version 1983-03-20
- Joe Miller (Joseph B. Miller III): Added graphics and code for [RESET] 1983-09-15

Atari Translator partial source code:

<http://www.atariage.com/forums/topic/78381-xl-translator-source/>

Similar "translator" programs from 3<sup>rd</sup> parties include:

- XL Fix by Computer Software Services (CSS), 1983 (ad Antic Apr84p102)
  - Commercial program released (originally) in disk and cassette versions
  - Also released in ROM version
- OldOper ver. 1.0 by MasterSoft, April 1984
- The FIXXL by Belathiel (widely distributed by Antic magazine), 6/11/84
- The Emulator by ATCO int. systems (ATCO-IS) Stuttgart, version 4.0, 1984
- "Home-Made Translator" by Angelo Giambra, ANALOG July 1985 p.28-34
  - Follow-up by D.D. Davids II to above article, ANALOG Sept. 1985 p. 6
- XOS/Translator, by Computer Support, 1985
  - Also released in ROM version as: XOS/Fix
- Ultra Translator: Ultrafix/XL (400/800 OS REV. B or REV. A), by Tim Patrick
  - Revision 1.3, 1984/86
  - Revision 2.0, 1984/86
    - This version also produced on cartridge by Video 61
  - Revision 2.2, 1984/86
- Super Translator, by Duplicating Technologies

See a separate section of this FAQ list for 400/800 OS "translator" products sold on ROM chips (replacement operating systems)

## 7.1.10) How can software detect NTSC versus PAL/SECAM computer types?

Several techniques are available to programmers, as follows:

### 7.1.10.1) PALNTS Flag

The XL OS (not the 400/800 OS) provides a flag called PALNTS at decimal memory location 98 (hex: \$62). PALNTS indicates whether the CTIA/GTIA/FGTIA has reported itself to be NTSC or PAL/SECAM, where 0 means NTSC, or 1 means PAL/SECAM. In Atari BASIC, enter "?PEEK(98)" to determine the value of the PALNTS flag.

### 7.1.10.2) Read and interpret the "PAL" memory flag

An approach which works on all 400/800/XL/XE systems is to use the same method used by the XL OS to set the value of the PALNTS flag described above. That is, to read and interpret the "PAL" memory flag, decimal location 53268 (hex: \$D014). The value of PAL is provided by the CTIA/GTIA/FGTIA chip itself.

Meanings are:

Bit 1-3 clear (xxxx000x) = PAL/SECAM  
Bit 1-3 set (xxxx111x) = NTSC

(Proper interpretation of the value returned by PEEK(53268) in Atari BASIC would thus be a bit of a programming challenge. This is left to the reader!)

### 7.1.10.3) Counting generated scan lines

Software may determine NTSC or PAL/SECAM by determining how many scan lines are being generated by ANTIC. This is done by monitoring the VCOUNT memory register. VCOUNT (54283 decimal, \$D40B hex) is used by ANTIC to keep track of which line is currently being generated on the screen. Values reflect the line count divided by two. VCOUNT values range from zero to 130 for an NTSC ANTIC ( $131*2=262$  scan lines), while VCOUNT values range from zero to 155 for a PAL ANTIC ( $156*2=312$  scan lines).

## 7.2) BASIC

### 7.2.1) What is Atari BASIC?

(Thanks to Laurent Delsarte for cartridge variation pics and testing.)

BASIC is an acronym for Beginner's All-purpose Symbolic Instruction Code. Developed by John Kemeny and Thomas Kurtz in the mid-1960s at Dartmouth College, BASIC is one of the earliest and simplest high-level programming languages, incorporating components of FORTRAN and ALGOL.

In October 1978 Atari contracted with Shepardson Microsystems, Inc. (SMI; headed by Bob Shepardson) to create a version of BASIC (as well as a File Management Subsystem) for the upcoming Atari personal computers.

Credits:

Paul Laughton	Main programmer (also wrote: FMS for DOS I and DOS 2.0S)
Kathleen O'Brien	Floating point routines (also wrote: Assembler Editor)
Bill Wilkinson	Preliminary specifications for the language; floating point scheme design
Paul Krasno	Implemented the math library routines following guidelines supplied by Fred Ruckdeschel
Mike Peters	Keypunching, operating

While SMI developed Atari BASIC to occupy 10 KiB of ROM, including a 2 KiB Floating Point Package (FPP) for internal use by the language, Atari placed the FPP component in operating system ROM (memory locations 55296 to 57343 or \$D800 to \$DFFF) for universal availability. Thus, the Atari BASIC ROM was slimmed to 8 KiB. Please see the "What is the Atari OS" section of this FAQ for further information about the FPP.

Atari released 3 different Revisions of Atari BASIC:

1. Revision A
2. Revision B
3. Revision C

#### Revision A

- Shipped with the 400 computer systems from 1979-1981
- Shipped with the 800 computer systems from 1979-1982

Atari BASIC REV. A was produced by Atari on cartridge (CXL4002), standard 400/800-style brown label, which reads either "BASIC Computer Program" (early) or "BASIC Computing Language" (most).

The cartridge was produced in mass quantities before SMI had finished debugging it. One place these bugs are documented is in this article by Steve Hanson from Compute! magazine, Oct. 1981:

[http://www.atarimagazines.com/compute/issue17/171\\_1\\_DOCUMENTED\\_ATARI\\_BUGS.php](http://www.atarimagazines.com/compute/issue17/171_1_DOCUMENTED_ATARI_BUGS.php)

On February 25, 1981, the source code to Atari BASIC (including the FPP) was purchased from SMI by Optimized Systems Software (OSS), headed by former SMI employees Bill Wilkinson and Mike Peters.

The Atari BASIC Source Book (Compute! Books, 1983, 0-942386-15-9), authored by Bill Wilkinson, Kathleen O'Brien and Paul Laughton, made the source code to Atari BASIC (REV. A; and including the FPP) available to the public.

Available: <http://users.telenet.be/kim1-6502/6502/absb.html>

## Revision B

When the 600XL/800XL computers shipped in the fall of 1983 they included a newly debugged Atari BASIC REV. B built-in on ROM. Unfortunately, while most existing bugs were fixed, REV. B introduced a new bug more serious than any of the earlier problems. In his article in the June 1985 issue of Compute!, Bill

Bill Wilkinson writes:

Each time you LOAD (or CLOAD or RUN "filename") a program, rev B adds 16 bytes to the size of your program. If you then save the program, the next time you load it in it grows by ANOTHER 16 bytes, and so on.

[http://www.atarimagazines.com/compute/issue61/323\\_1\\_INSIGHT\\_Atari.php](http://www.atarimagazines.com/compute/issue61/323_1_INSIGHT_Atari.php)

The problem can be alleviated by periodically, if not exclusively, using LIST instead of SAVE or CSAVE to save your programs.

Atari never produced Atari BASIC REV. B on cartridge.

"Revision C Converter: Type-in fix for buggy BASIC revision B" by Matthew Ratcliff was published in the September 1985 issue of Antic:

<http://www.atarimagazines.com/v4n5/revisionconverter.html>

## Revision C

Atari BASIC REV. C is the final "fully debugged" version. It was first made available on cartridge from Atari Customer Service in June 1984 (free to 600XL/800XL owners still within warranty). The silver label on the first REV. C cartridges reads "© 1982 Atari, Inc." and "Made in U.S.A." Atari, Corp. also produced REV. C on cartridge, using two different silver labels designs, both of which read "© 1985 Atari Corp." and "Made in Taiwan". REV. C was also built-in on ROM in late-production 800XL computers as well as the 65XE, the 130XE, the XE System console, and the 800XE.

## Determining Revision version

When running Atari BASIC, memory location 43234 (\$A8E2, BASIC ROM) indicates which Revision of BASIC is running. At the READY prompt, enter: ? PEEK(43234)

If the result is:	You have Revision:	Atari Part#:
162	A	C012402 + C014502
96	B	C060302A
234	C	C024947A

All 3 versions of Atari BASIC may be available for download here:  
[http://www.ataripreservation.org/websites/freddy.offenga/atari\\_dev.htm](http://www.ataripreservation.org/websites/freddy.offenga/atari_dev.htm)

### Manuals from Atari:

(See the "What is the Atari OS" FAQ section for FPP documentation.)

- Atari BASIC book (Wiley Self-Teaching Guide) C014385 by Albrecht/Finkel/Brown © 1979, 332 pages (see: <http://www.atariarchives.org/basic/>)
  - Shipped with the 400 computer systems from 1979-1981
  - Shipped with the 800 computer systems from 1979-1982
- BASIC Reference Manual (400/800 ed.), C015307, © 1980, 120 pages
  - Authors: Carol Shaw and Keith Brewster
  - Shipped with the 800 computer systems from 1980-1982
- Inside Atari BASIC, C060992, Bill Carris for Reston, © 1983, 183 pages
- Atari BASIC Reference Manual Update, C061038, © 1982, 6 pages
- BASIC Reference Manual (400/800/1200XL ed.), C061456 / BX4211, © 1983, 126 pages
- Atari BASIC Reference Guide For Experience Programmers, C061570, © 1983, 14 pages
- Atari BASIC Reference Guide, C061948, © 1983 (international; 61 pages)

## 7.2.2) How do I load/run or save an Atari BASIC program on cassette?

### 7.2.2.1) Loading

To load and run an Atari BASIC program from cassette:

1. Insert the cassette into the recorder.
2. Use REWIND or ADVANCE/F. FWD on the recorder, if necessary, to bring the tape to the position where the program is located.
3. Boot the computer to the Atari BASIC READY prompt.
4. There are several possibilities for the next step, depending on how the program was saved, and whether you want to run the program or just load it into RAM. Enter one of the following four commands:
  - a. **CLOAD**            loads programs saved with CSAVE
  - b. **LOAD "C:"**        loads programs saved with SAVE "C:"
  - c. **ENTER "C:"**      loads programs saved with LIST "C:"
  - d. **RUN "C:"**         loads and runs programs saved with SAVE "C:"
5. The system buzzer sounds (to signal you to press PLAY on the recorder).
6. Press PLAY on the recorder.
7. Press the RETURN key on the computer keyboard.

Tape motion starts, the program loads from the cassette into RAM, and then tape motion stops.

Then, if you entered RUN "C:" above, the loaded program runs; otherwise a READY prompt is displayed.
8. You may press STOP on the recorder once the program is loaded, unless the program is designed to control further tape motion start/stop.
9. If the loaded program is not running yet (you did not enter RUN "C:" above), now enter the command: RUN

## 7.2.2.2) Saving

To save an Atari BASIC program from computer RAM to cassette:

1. Insert a cassette into the recorder.
2. Use REWIND or ADVANCE/F. FWD on the recorder, if necessary, to bring the tape to the position where the program is to be recorded.
3. Enter one of the following three commands:
  - a. **CSAVE**  
(short inter-record gap - fastest read/write speed - tokenized files)  
According to Atari Tech Tip #5, 11/17/82, regarding the 400/800 computer models, pressing SYSTEM RESET does not reset the data I/O line in POKEY. Subsequent use of CSAVE is unreliable because the data I/O line is not clear, POKEY sends garbage, and the data stored is unrecoverable.  
Solution #1: Avoid using SYSTEM RESET before using CSAVE.  
Solution #2: Following use of SYSTEM RESET, execute a serial bus command that properly resets POKEY and clears the data I/O line.  
Recommended: LPRINT  
(If a printer is not attached when the LPRINT is executed, an error 138 occurs. This is normal and does not interfere with the reset of POKEY and safe subsequent use of CSAVE.)
  - b. **SAVE "C: "**  
(long inter-record gap - middle read/write speed - tokenized files)
  - c. **LIST "C: "**  
(long inter-record gap - slowest read/write speeds - straight ATASCII - tape actually stops in between block reads/writes)
4. The system buzzer sounds twice (to signal you to press both PLAY and RECORD on the recorder).
5. Press both PLAY and RECORD on the recorder.
6. Press the RETURN key on the computer keyboard.  
Tape motion starts, the program is copied from RAM to the cassette, and then tape motion stops.
7. You may press STOP on the recorder once recording has finished.

## 7.3) DOS

### 7.3.1) What is Atari DOS, and what versions did Atari release?

The 8-bit Atari Operating System (on ROM) includes a rudimentary Resident Diskette Handler that provides several functions:

1. GET SECTOR data
2. PUT SECTOR data (without verify) (XL OS only)
3. PUT SECTOR data WITH VERIFY
4. STATUS REQUEST
5. FORMAT



The unit of data transfer for the GET and PUT functions is one disk sector.

400/800 OS	128 bytes/sector
XL OS	128 bytes/sector at system boot; 1-65,536 bytes/sector supported after system boot

The Resident Diskette Handler is utilized by the Atari OS in a disk boot, where data is automatically loaded from the boot sectors (128 bytes/sector) of the disk in powered disk drive number 1 into RAM on system startup, and then optionally executed.

Advanced software programmers may utilize the Resident Diskette Handler for disk drive communications, though it is notably optional to do so.

While the Resident Diskette Handler provides limited functionality, a full-featured Disk Operating System (DOS) on the Atari consists of a flexible combination of software components provided in the Atari OS on ROM with software components loaded into RAM from disk:

**1. SIO (Serial I/O bus Utility) routine**

- o Resident component of the Atari OS
- o Generalized low level communications with SIO bus devices, including disk drives
- o Typically utilized directly by a File Management Subsystem
- o Also utilized by the Resident Diskette Handler

**2. FMS (File Management Subsystem)**

- o Must be loaded into RAM from disk
- o Software for organizing and managing data stored on disks into named files, freeing users/user programs from the need to keep track of what data is located in what physical locations on the disk
- o Typically provides a Disk File Manager ("D:") device handler that is compatible with CIO
- o Typically utilizes SIO directly, but may utilize SIO by way of the Resident Diskette Handler, or may use neither

**3. CIO (Central Input/Output Utility) routine**

- o Resident component of the Atari OS
- o Generalized high level, device independent access to device handlers, including a Disk File Manager ("D:") device handler provided by a FMS

**4. DUP (Disk Utility Package) or equivalent software program(s)**

- o Optionally provided with a FMS
- o Typically a DOS menu program, but could take any form of software that provides a user interface to FMS management functions

Those DOS components loaded into RAM from disk, that is, a FMS and any additional programs distributed with that FMS (such as a DUP), are generally what is referred to as a "DOS" on the Atari.

The rest of this FAQ section describes the various DOS versions produced by Atari for use with their 8-bit computers: DOS I, DOS 2.0S, DOS 3, DOS 2.5, DOS XE, DOS XLE

### 7.3.1.1) DOS I

#### DISK OPERATING SYSTEM 9/24/79 COPYRIGHT 1979 ATARI

- Contains two main parts:
  - A File Management Subsystem (FMS)
    - Developed by Paul Laughton (also wrote: Atari BASIC) for Shepardson Microsystems, Inc. (SMI) for Atari. Paul Laughton had previously developed Apple DOS for SMI for Apple Computer in 1978.
  - A Disk Utility Package (DUP)
- Shipped with 810 Floppy Disk Drives manufactured from 1980-1981
- Disk Utility Package (DOS menu) is loaded into memory with the FMS
- Uses the OS-resident Diskette Handler for all disk communications
- Disk drive type supported: Atari 810 (& compatible)
- Disk utilization/filesystem: "DOS I"
  - 128 total bytes/sector, with 3 bytes of each sector used to address the next sector
  - 40 tracks \* 18 sectors/track = 720 total sectors, with 11 sectors used for software control or unused by the FMS.
  - Data capacity per diskette:  
709 sectors x 125 bytes/sector = 88,625 bytes/disk
  - Cannot read disks written with DOS II, which require a 3 sector boot
  - 11 special sectors:

Sector #	Description
----------	-------------

1	Boot sector, containing the boot record accessed by the Atari OS at system power-up
---	---

360	Volume Table of Contents (VTOC) (sector usage)
-----	--

361-368	File Directory (8 directory entries per sector)
---------	---

720	Unused by the FMS (FMS interprets the VTOC sector bit map as sectors numbered 0-719, ignoring nonexistent sector 0, while the Atari 810 drive uses sectors numbered 1-720)
-----	--

- Maximum of 64 files per diskette (8-sector File Directory)
- Uses binary file format unsupported by any other DOS version for the Atari
- D: Disk File Manager supports up to four 810 Floppy Disk Drives, D1: through D4:
  - To configure DOS I for fewer drives (freeing system environment RAM), adjust memory location 1802 (\$70A or DRVBYT):
    1. Boot the system to the BASIC READY prompt
    2. Enter one of:

POKE	Result
------	--------

POKE 1802,1	for a one-drive system; saves 397 bytes
-------------	---

POKE 1802,3	for a two-drive system, saves 258 bytes
-------------	---

POKE 1802,7	for a three-drive system, saves 130 bytes
-------------	---

POKE 1802,15	for a four-drive system; DOS I default value
--------------	--

3. Go to DOS and use menu item H (WRITE DOS FILE) to write the DOS.SYS file (with the new value of location 1802) to disk, replacing any existing copy of DOS on that disk.
- Can open up to 3 files simultaneously
    - Configurable by adjusting memory location 1801 (\$709 or SABYTE) via the same process as described for adjusting the number of disk drives. Valid values for DOS I are 1-3 inclusive. Default is 3.
  - AUTO.SYS can be used to automatically poke data in RAM locations on system startup.

- Files copied or duplicated in small buffer
- Must redisplay menu before issuing new command
- Can only write DOS system file to drive 1
- N. DEFINE DEVICE menu option: "The full implementation of this selection is not supported, so use it with caution." – DOS Reference Manual p.39
- DOS I is not compatible with the 850 Interface Module R: device handler
- Disk File Manager Master Copy CX8101 disk contains:  
DOS.SYS (both the FMS with D: Disk File Manager and DUP with DOS Menu)
- Manual: Disk Operating System Reference Manual C015200

### 7.3.1.2) DOS 2.0S

#### DISK OPERATING SYSTEM II VERSION 2.0S COPYRIGHT 1980 ATARI

- Shipped with 810 and 1050 Floppy Disk Drives manufactured from 1981-1983. Master Diskette also shipped with the Atari Touch Tablet.
- FMS (DOS.SYS) component developed by Paul Laughton for Shepardson Microsystems, Inc. (SMI) for Atari, based on the Atari DOS I FMS. Released code version: "19-Aug-80"
- Disk Utility Package (DUP.SYS – DOS menu) is separate from the FMS, and optional for use of the FMS, freeing up memory for user programs when the DUP is not needed. Released code version: "ver 2.9 11/18/80"
- Does not use the OS-resident Diskette Handler after system boot
- Utilizes SIO for disk drive communications
- MEM.SAV file can be employed to preserve the contents of memory to disk when DUP.SYS is loaded.
- Introduces support for AUTORUN.SYS binary file launch upon system boot (replaces AUTO.SYS of DOS I)
- Disk drive type supported: Atari 810 (& compatible)
- Disk utilization/filesystem: "DOS 2.0 Single Density"
  - 128 total bytes/sector, with 3 bytes of each sector used to address the next sector
  - 40 tracks \* 18 sectors/track = 720 total sectors, with 13 sectors used for software control or unused by the FMS.
  - Data capacity per diskette:  
707 sectors x 125 bytes/sector = 88,375 bytes/disk
  - Special sectors:

Sector #	Description
1	Boot sector, containing the boot record accessed by the Atari OS at system power-up
2-255	Contiguous sectors following sector 1 are optional additional boot sectors (as specified in sector 1) for a maximum of 255 boot sectors
360	Volume Table of Contents (sector usage)
361-368	File Directory (8 directory entries per sector)
720	Unused by the FMS (same as DOS I)
  - Maximum of 64 files per diskette (8-sector File Directory)
- Established standard binary file format supported by ALL other DOS versions for the Atari (exception: Atari DOS I)

- By default, the CIO-compatible D: Disk File Manager supports up to two 810 disk drives, D1: and D2:
  - To configure DOS 2.0S for the number of 810 Floppy Disk Drives attached to the system (which affects system environment RAM), adjust memory location 1802 (\$70A or DRVBYT):

1. Boot the system to the BASIC READY prompt
2. Enter one of:

POKE	Result
POKE 1802,1	D1:
POKE 1802,3	D1: and D2: – DOS 2.0S default value
POKE 1802,7	From D1: to D3:
POKE 1802,15	From D1: to D4:
POKE 1802,31	From D1: to D5:
POKE 1802,63	From D1: to D6:
POKE 1802,127	From D1: to D7:
POKE 1802,255	From D1: to D8:

3. Go to DOS and use menu item H (WRITE DOS FILES) to write the DOS system files (with the new value of location 1802) to disk, replacing any existing copy of DOS on that disk.

- By default, can open up to 3 files simultaneously
  - Configurable by adjusting memory location 1801 (\$709 or SABYTE) via the same process as described for adjusting the number of disk drives. Valid values for DOS 2.0S are 1-7 inclusive. Default is 3.
- Files copied or duplicated into buffer which can be as large as user memory area
- SAVE BINARY FILE has "/A" option allowing two files to be appended together
- Can create load-and-go type file which enables you to select a file and have it automatically run without entering a RUN address
- Diskette with bad sectors detected cannot be formatted
- Screen margins are reset when DUP is entered
- DUP: May enter another command or redisplay menu after a command
- Can write DOS files to any drive
- NOTE/POINT are available for random file access
- Atari 810 Master Diskette II CX8104 or Atari 810/1050 Master Diskette II CX8104 disk contains:

Program	Description
DOS.SYS	FMS with D: Disk File Manager, loaded by OS-resident Diskette Handler on system startup
DUP.SYS	Disk Utility Package (DOS menu)
AUTORUN.SYS	Loads the R: device handler from an 850 Interface Module

- Shipped with one Atari Formatted Diskette II CX8111
- Manuals:
  - Disk Operating System II Reference Manual C016347
  - Disk Utilities Listing, February 1981 C016558 (without binder) (DUP.SYS source code, early release)
  - DOS Utilities Source Listing (DOS II), August 1981 C017894 ("Disk Utility Programs (DUP) ver 2.9 11/18/80")
  - Atari 810 Disk Drive: An Introduction to the Disk Operating System C060054
  - Atari 1050 Disk Drive: An Introduction to the Disk Operating System C061529

- On February 25, 1981, the source code to the Atari DOS 2.0S FMS (DOS.SYS) was purchased from SMI by Optimized Systems Software (OSS), headed by former SMI employees Bill Wilkinson and Mike Peters.
- Inside Atari DOS (Compute! Books, 1982, 0-942386-02-7), authored by Bill Wilkinson, made the source code to the Atari DOS 2.0S FMS (DOS.SYS) available to the public. See: <http://www.atariarchives.org/iad/>
- Modified versions of DOS 2.0S were widely created and exchanged among Atari users. Also notably, the first 3<sup>rd</sup> party disk drives for the Atari, the Percom RFD-40S1 and RFD-44S1, were initially (1982) distributed with a program ("BLD") to build Percom DOS 2.0P (double density support) from a copy of DOS 2.0S.

### 7.3.1.3) DOS 3

Atari DOS 3 Copyright 1983

- Shipped with 1050 Floppy Disk Drives manufactured from 1984 through early 1985.
- Developed by 3-person team at Atari, led by Richard K. (Hud) Nordin
  - Project started at Atari by early 1981 under systems software manager Brian Johnston.  
Contributor: Harry B. Stewart, Neoteric consultant to Atari
- Disk drive types supported:
  1. Atari 810 (& compatible)
  2. Atari 1050 (& compatible)
  3. Atari 1450XLD built-in (1983 version: DS/ED 260 KiB drive)  
Minimal support only: A single 1450XLD disk drive appears to DOS 3 as two Atari 1050 drives. That is, side 1 is accessed as D1: and side 2 is accessed as D2:.
- Disk utilization/filesystems:
  1. "DOS 3 Single Density"
    - Sector = 128 bytes
    - Block = 8 sectors = 1,024 bytes
    - Track = 18 sectors = 2,304 bytes
    - Disk contains 40 tracks, or 720 sectors, or 90 blocks, with 3 blocks used for software control.
    - Data capacity per diskette: 87 blocks x 1,024 bytes/block = 89,088 bytes/disk
    - Blocks 1-3 are used by the system as 24 special sectors:
 

Sector #	Description
1-9	Boot sectors, containing the boot record accessed by the Atari OS at system power-up
10-15	unused
16-23	File Directory
24	File Allocation Table (block usage)
    - Maximum of 63 files per diskette (8-sector File Directory)

## 2. "DOS 3 Double Density" (enhanced/dual density)

- Sector = 128 bytes
- Block = 8 sectors = 1,024 bytes
- Track = 26 sectors = 3,328 bytes
- Disk contains 40 tracks, or 1,040 sectors, or 130 blocks, with 3 blocks used for software control.
- Data capacity per diskette: 127 blocks x 1,024 bytes/block = 130,048 bytes/disk
- Blocks 1-3 are used by the system as 24 special sectors:

Sector #	Description
1-9	Boot sectors, containing the boot record accessed by the Atari OS at system power-up
10-15	unused
16-23	File Directory
24	File Allocation Table (block usage)

- Backward compatible with DOS 3 Single Density
- Maximum of 63 files per diskette (8-sector File Directory)
- Keyboard Command Processor (KCP) is separate from the FMS, and optional for use of the FMS, freeing up memory for user programs when the KCP DOS subfunctions and the DOS menu are not needed.
- KCP Overlay (DOS menu) is separate from the FMS and KCP, and optional for use of the FMS and KCP, freeing up memory for user programs when the DOS menu is not needed.
- MEM.SAV file can be employed to preserve the contents of memory to disk when the KCP Overlay (DOS menu) is loaded.
- Supports AUTORUN.SYS binary file launch upon system boot
- File manager and buffers now take up less space than the DOS 2 equivalents. All utilities, such as COPY, INIT, DUPLICATE (all UTL files) are called into memory only as needed. Each is maintained in a separate file.
- Provides a direct method for the user to modify the FMS parameters
- Provides an online HELP feature
- Compared to DOS 2: The NOTE and POINT commands return a pointer number relative to the start of a file (byte 0) rather than an absolute sector and byte location within the sector.

- Master Diskette 3 (DX5052) contains:

Program	Description
FMS.SYS	FMS with D: Disk File Manager, loaded by OS-resident Diskette Handler on system startup. Contains subfunctions: ERASE FILE, RENAME FILE, PROTECT FILE, UNPROTECT FILE, LOAD
KCP.SYS	Keyboard Command Processor, loaded on system startup if a cartridge is present. Contains subfunctions: SAVE, GO AT HEX ADDRESS, TO CARTRIDGE, COPY FILE, INIT DISK, DUPLICATE DISK, ACCESS DOS 2
KCPOVER.SYS	KCP Overlay, displays the DOS menu and process commands
COPY.UTL	COPY/APPEND utility
DUPDISK.UTL	DUPLICATE utility
INIT.UTL	INIT Disk utility
CONVERT.UTL	ACCESS DOS 2 utility, use to copy files from a DOS 2.0S disk to aDOS 3 disk
HELP.UTL	HELP utility
HELP.TXT	Text information displayed by the HELP utility
HANDLERS.SYS	Loads the R: handler from an Atari 850 Interface Module during system boot up, if this file is on the drive 1 diskette.

- Manuals for DOS 3:
  - Atari Disk Operating System Reference Manual C062287 (100 pages) (makes no mention of the 1450XLD built-in disk drive)
  - An Introduction to the Atari Disk Operating System C062288 (29 pages) (makes extensive mention of the 1450XLD built-in disk drive)
  - Atari DOS 3 Reference Manual Errata, 05/01/84  
"Early versions of DOS 3 used a random access method that was incompatible with large files. To determine if you have an early version, boot your copy of DOS 3 with Atari BASIC, and execute the following BASIC command:  
**PRINT PEEK(1816)**  
If the value returned is '53', your copy of DOS 3 is the latest released.  
If the value returned is '51' or '56', Atari Customer Relations offered a program to update DOS 3 to the latest revision level."
  - Atari 1050 Disk Drive: An Introduction to the Atari Disk Operating System C024323 (international; 144 pages)

#### 7.3.1.4) DOS 2.5

DISK OPERATING SYSTEM II VERSION 2.5 COPYRIGHT 1984 ATARI CORP.

- Shipped with 1050 Floppy Disk Drives manufactured in fall 1985, and with XF551 Floppy Disk Drives manufactured in 1987-1988.
- Developed by Optimized Systems Software (OSS - Bill Wilkinson) for Atari
- Disk drive types supported:
  1. Atari 810 (& compatible)
  2. Atari 1050 (& compatible)
  3. Atari 130XE RAM drive (65,408 bytes) for 130XE banked memory

- Disk utilization/filesystems supported (detected automatically):
  1. "DOS 2.0 Single Density"
  2. "DOS 2.5 Enhanced Density" (or just "DOS 2.5")
    - 128 total bytes/sector, with 3 bytes of each sector used to address the next sector
    - 40 tracks \* 26 sectors/track = 1,040 total sectors, with 30 sectors used for software control or unused by the FMS.
    - Data capacity per diskette:
    - 1,010 sectors x 125 bytes/sector = 126,250 bytes/disk
    - Special sectors:
 

Sector #	Description
1	Boot sector, containing the boot record accessed by the Atari OS at system power-up
2-255	Contiguous sectors following sector 1 are optional additional boot sectors (as specified in sector 1) for a maximum of 255 boot sectors
360	Volume Table of Contents (sectors 1-719 usage)
361-368	File Directory (8 directory entries per sector)
720	Unused by the FMS (same as DOS I and DOS 2.0S)
1024	Extended Volume Table of Contents (sectors 720-1023 usage)
1025-1040	Unused by the FMS (FMS uses a 10-bit sector address)

      - Maximum of 64 files per diskette (8-sector File Directory)
      - Backward compatible with DOS 2.0 Single Density
  3. "DOS 2.5 130XE RAM drive"
    - 128 total bytes/sector, with 3 bytes of each sector used to address the next sector
    - 508 total sectors, with 9 sectors used for software control.
    - Data capacity: 499 sectors x 125 bytes/sector = 62,375 bytes
    - 9 special sectors:
 

Sector #	Description
360	Volume Table of Contents (sector usage)
361-368	File Directory

      - Maximum of 64 files (8-sector File Directory)
      - Backward compatible with DOS 2.0 Single Density
- RAM memory locations 1802 (\$70A or DRVBYT, the active drive map) and 1801 (\$709 or SABYTE, the maximum number of concurrently open files) are utilized in the same way as by DOS 2.0S.
  - If the DOS 2.5 130XE RAM drive is enabled, the default value for SABYTE is 131, enabling D1:, D2:, and D8:, where D8: is the RAM drive.



- DOS 2.5 (DX5075) disk contains:

Program	Description
DOS.SYS	FMS with D: Disk File Manager, loaded by OS-resident Diskette Handler on system startup
DUP.SYS	Disk Utility Package (DOS menu)
RAMDISK.COM	If present on startup disk with Port B banked memory: <ol style="list-style-type: none"> <li>1. Sets up a 64 KiB RAM drive as D8:</li> <li>2. Copies DUP.SYS to D8: and establishes MEM.SAV on D8:</li> </ol>
SETUP.COM	External utility has 3 functional options: <ol style="list-style-type: none"> <li>1. Change current drive number</li> <li>2. Change system configuration. 3 configurable options:               <ol style="list-style-type: none"> <li>I. Active drives number (1 to 4)</li> <li>II. Max number of simultaneous files (1-7)</li> <li>III. Disk writes with or without verify</li> </ol> </li> <li>3. Create an AUTORUN.SYS that does either one or both of:               <ul style="list-style-type: none"> <li>o Load the R: handler from an Atari 850 Interface Module</li> <li>o Load and RUN a BASIC program from the boot disk</li> </ul> </li> </ol>
COPY32.COM	Utility to copy files from a DOS 3 disk to a DOS 2.5 or to a DOS 2.0S disk
DISKFIX.COM	DiskFix Utility can be used to: <ul style="list-style-type: none"> <li>• Unerase a file (under certain circumstances)</li> <li>• Verify the soundness of every file on a disk</li> <li>• Rename a file by number (solves problem of files with duplicate names)</li> </ul>

- Manuals:
  - o Atari DOS 2.5: 1050 Disk Drive Owner's Manual C072033
  - o Atari DOS 2.5: XF551 Disk Drive Owner's Manual C033537

### 7.3.1.5) DOS XE

DOS XE DISK OPERATING SYSTEM COPYRIGHT 1988 ATARI CORP. VERSION 01.00

- Shipped with late production XF551 Floppy Disk Drives starting in 1989
- Developed by Bill Wilkinson for Atari. Known as "ADOS" prior to release
- Requires an XL/XE; does not run on the 400/800
- Disk Utility Package (DOS menu) is loaded into memory with the FMS
- Disk drive types fully-supported (with internal provision for up to 8 drive types):
  1. Atari 810 (& compatible)
  2. Atari 1050 (& compatible)
  3. Atari XF551 (supports XF551 high speed)
  4. Atari 130XE RAM drive (64 KiB) for 130XE banked memory
  5. SSDD 5.25" Single-Sided, Double Density (Percom compatible)
- Disk utilization/filesystems:
  1. "DOS XE" via the native D: Disk File Manager <sup>(1)</sup>
  2. "DOS 2.0 Single Density" via the optional DOS 2.x A: Disk File Manager
  3. "DOS 2.5 Enhanced Density" via the optional DOS 2.x A: Disk File Manager
- Disk File Managers can address up to eight drives (D1: to D8:, A1 to A8:).
- Hybrid interface is both menu driven and command driven, including stacked command entry.

- Batch files can be used to automate tasks; AUTOEXEC.BAT run automatically when DOS XE is booted.
- RAM memory locations 1802 (\$70A or DRVBYT, the active drive map) and 1801 (\$709 or SABYTE, the maximum number of concurrently open files) are utilized in the same way as by DOS 2.0S and DOS 2.5.
- DOS XE Master Diskette (DX5090) contains:

Program	Description
DOSXE.SYS	FMS with D: Disk File Manager, loaded by OS-resident Diskette Handler on system startup
DOS2.SYS	A: Disk File Manager for DOS 2.x filesystem support
SETUP.COM	External setup utility. Configures: <ul style="list-style-type: none"> <li>• The number and type of drives</li> <li>• The number of file buffers</li> <li>• Installation of the 130XE RAM drive</li> <li>• Whether the RS-232 handler should be loaded automatically on system startup</li> <li>• Whether a BASIC program should be run automatically on system startup</li> </ul>
RDRIVER.SYS	Used by DOS XE to load R: handler from 850 Interface
COPY3_XE.COM	DOS 3 to DOS XE copy program
WELCOME.BAS	Sample program provided for experimentation with SETUP.COM

- Manual: Atari DOS XE: XF551 Disk Drive Owner's Manual C300557

(1) About the "DOS XE" disk utilization/filesystem:

- All disks are addressed in 256 byte (logical) sectors.
  - Simulates 256 byte sectors on 810 and 1050 Floppy Disk Drives, which have 128 byte physical sectors, by reading and writing physical sector pairs.
- Five different types of sectors:

### 1. Boot sectors

- Disk sectors 1-3 contain the boot record accessed by the Atari OS at system power-up. 128 bytes/sector.
- Contains a 32 byte Drive Table describing the physical and logical layout of the disk.
- The DOS XE 130XE RAM drive does not have boot sectors.

### 2. Volume Table of Contents (VTOC) sectors

- Starts in sector 4 (one sector only for drive types supported by DOS XE).
- The first 10 bytes give information about the current status of the disk and the rest is a bit map of the blocks on the disk.

### 3. Directory sectors

- The first directory block immediately follows the VTOC sector(s). Additional directory blocks are allocated as needed and may be scattered throughout the disk, linked by a two-byte pointer at the end of each block.
- Each entry contains the file name, information about the file (including creation date and last modified date), and up to 12 two-byte pointers which point to the file map blocks for the file.
- Includes a six byte sector label, containing the File ID number, Volume number, and Sequence number.

#### 4. File Map sectors

- Contain from 1 to 125 two byte data block pointers.
- Includes a six byte sector label, containing the File ID number, Volume number, and Sequence number.

#### 5. Data sectors

- 250 bytes allocated for data.
  - Includes a six byte sector label, containing the File ID number, Volume number, and Sequence number.
- Files can be up to 8 MiB long.
  - There is a limit of 1,250 files per directory/subdirectory, but no theoretical limit to the number of directories.
  - There is an 80 character limit on pathnames.
  - Up to 64 KiB sectors can exist on a single disk.  
(65,536 sectors x 256 bytes/sector = 16 MiB)
  - Data capacity per disk for fully-supported drive types:

AT810:	347	usable sectors * 250 bytes/sector =	86,750	bytes
AT1050:	507	usable sectors * 250 bytes/sector =	126,750	bytes
XF551:	1,435	usable sectors * 250 bytes/sector =	358,750	bytes
130RAM:	251	usable sectors * 250 bytes/sector =	62,750	bytes
SSDD:	715	usable sectors * 250 bytes/sector =	178,750	bytes
- (Note that when DOS XE reports free disk space it truncates the number of bytes free to the nearest 1000 "K" bytes. For example, an empty AT810 disk is reported by DOS XE to have 86 K bytes free.)
- Filesystem analysis by James Bradford (2009):  
<https://atariage.com/forums/topic/154173-bored-so-i-did-this-part-2/>

#### 7.3.1.6 DOS XLE

DOS II Version XLE ("DOS XLE") (P) 1990 Atari (Germany)

Andreas Koch writes (January 2010):

"Programmed by Reitershan in 1990 (as requested by Atari Deutschland then for the XF551 drive), it is not only similar, but fully compatible to Turbo-DOS XL/XE (also by Reitershan). It uses the well-familiar DOS 2.5 DUP-menu, with a few enhancements, like e.g. 1-8 for Dir. of drive 1-8, formats 90 KiB-360 KiB disks and Port B banked memory RAM drives up to 256 KiB; there is even an option (P) to switch back to standard DOS 2.5; this DOS has been written with the source-code of DOS 2.5 (made available for Reitershan by Atari Deutschland), so it is as compatible as possible to DOS 2.5 but still offers some enhancements; luckily all Turbo-DOS XL/XE utilities can be used with this DOS (e.g. the RAM drive driver from Turbo-DOS!);"

## 7.3.2) What are RealDOS, SpartaDOS X, and XDOS?

The continuing development of various modern mass storage options for the 8-bit Atari computers has necessitated ongoing development of supporting disk operating systems. This section describes full-featured disk operating systems (DOS) for the Atari that remain actively developed today.

### 7.3.2.1) RealDOS

RealDOS v1.0a Build 0031 (November 2012)

- Shareware from Integrated Logic Systems (ILS, Stephen J. Carden)
- Disk utilization/filesystem: SpartaDOS File System (SDFS) version 2.0
- XL/XE with 64 KiB RAM required. Also designed to run on APE software and hardware, or with an emulator.
- RealDOS contains both the MUX- and non-MUX SIOV. This DOS will realize how it is being called and will load the proper SIOV handler for your needs. RealDOS will configure itself by detecting your hardware configuration.
- Fully supports: Black Box (all versions), ICD MIO, Ken Jones MIO, KPI interface, Supra Interface, IDEa, SIO2PC, APE Registered Version, SIO2SD, SIO2IDE, SIO2USB, S-Drive and The Multiplexer.
- RealDOS was also designed to work with the Atari800Win emulator.
- RealDOS does not support at this time the cartridge version of the MyIDE product.
- Available: <http://www.realdos.net/>

Old versions/release history:

- Real.dos Builds 0003 through 0031 (2002-2012)

### 7.3.2.2) SpartaDOS X

SpartaDOS X 4.49 with Toolkit (7 Apr. 2020), by DLT Ltd.

- Often abbreviated: SDX
- No source code in common with disk-based SpartaDOS, nor with RealDOS
- 48 KiB RAM required; more recommended
- Needs at least a 128 KiB ROM cartridge (v.4.40+ ; earlier versions 64 KiB)
- Can run on the following platforms:
  - intSDX128 and intSDX128 "flash"
  - Altirra and Atari800 emulators
  - IDE Plus 2.0 interface (contains MAN on-line help)
  - Ultimate1MB (contains MAN on-line help)
  - Incognito board (contains MAN on-line help, compatible with Ultimate1MB images)
  - SIDE HDD cartridge (contains MAN on-line help)
  - SIC! Cartridge (256k version contains MAN on-line help)
  - Turbo-Freezer 2005 (contains MAN on-line help, use with Freezer ROM only)
  - Maxflash 1Mb
  - Maxflash 8Mb (contains MAN on-line help)
  - Maxflash MyIDE+Flash

- MyIDE II
- an upgraded SpartaDOS X cartridge from ICD
- SDX 128 "flash" cartridge
- AtraX SDX 128 cartridge (use SDX2Atrax converter Add-on)
- Proprietary kernel does not rely on the Central Input/Output (CIO) portion of the Atari OS to communicate with devices. Standard Atari CIO communication is also supported for full software compatibility.
- Disk utilization/filesystems: see below
- Number of drives or partitions: up to 15 (8 before v.4.40)
- Logical sector size: 128, 256, or 512 bytes (128 or 256 before v.4.40)
- Number of sectors per disk: up to 65,535
- Disk size: up to 32MB (16MB in versions before v.4.40)
- Directory size: up to 32 KiB
- Number of directories: unlimited
- Number of entries per directory: up to 1,423
- File size: up to 16 MiB
- Number of files open at a time: up to 16
- Path length: up to 64 characters
- Extended Memory: up to 1,024 KiB with Port B banked memory; up to 4,032 KiB with Axlon banked memory
- RAMDISK.SYS driver utilizes Extended Memory to support up to 3 RAM drives
- High speed support: Happy/Warp Speed, US Doubler/UltraSpeed, Indus GT/Synchromesh, XF551, 1050 Speedy
- RS232.COM provided for loading the R: handler from the 850 Interface ROM

#### Disk utilization/filesystems:

1. SpartaDOS File System (SDFS)
  - SpartaDOS X versions 4.1x and 4.2x use SDFS 2.0
    - Boot code stored in boot sectors 1-3 is not used with SDX.
    - The SDFS 2.0 standard is extended by SDX with support for hidden and archived directory entry (file) attributes.
  - SpartaDOS X versions 4.4x use SDFS 2.1
    - Supports sector sizes > 256 bytes
    - Unlike SDFS 2.0 storage devices using 256 bytes/sector, boot sectors of storage devices using 512 bytes per sector can utilize the full size of the sector. In this case, the boot region takes only one sector, the one number 1. The first 42 bytes of this sector carry the disk descriptor - same as SDFS 2.0 with added support for larger sector sizes. The remaining portion of the sector is occupied by a new boot loader, able to handle 512-byte sectors and larger ones.
2. Atari DOS 2
  - Supports subdirectories in MYDOS up to a size of ~16 MiB (65,535 sectors, 256 bytes each)
  - Supports the extended sectors of DOS 2.5 for read only.
  - Does not support the ability to create/delete, or set a working directory on MYDOS media
3. CP/M (as of SDX 4.46)
  - Read Indus CP/M 2.2 disks on Indus GT/LDW Super 2000/CA-2001)
4. MS-DOS FAT12 (as of SDX 4.46) or FAT16 (as of SDX 4.47)
  - Read-only; hardware device must support 512-byte sectors

Old versions/release history:

SpartaDOS X was originally developed by Mike Gustafson for ICD.

ICD SpartaDOS X release history: (version numbering started with 4.0)

- SpartaDOS X 4.17 ??-??-88
- SpartaDOS X 4.18 10-29-88
- SpartaDOS X 4.19 1-16-89
- SpartaDOS X 4.20 2-06-89
- SpartaDOS X 4.21 7-10-89

The rights to SpartaDOS X were purchased from ICD by Fine Tooned Engineering (FTe, Mike Hohman) in 1993 (November?).

FTe SpartaDOS X release history:

- SpartaDOS X 4.22 11-05-95

DLT Ltd. (Draco, Lizard, Trub) chose to carry the development of SDX forward.

DLT SpartaDOS X release history:

- SpartaDOS X 4.39RC (1 Oct. 2006)
- SpartaDOS X 4.41 (8 Feb. 2008)
- SpartaDOS X 4.42 (25 Dec. 2008)
- SpartaDOS X 4.43 (updated 14 Apr. 2011; first released 10 Apr. 2011)
- SpartaDOS X 4.45 (4 Nov. 2011)
- SpartaDOS X 4.46 with Toolkit (2 Jan. 2013)
- SpartaDOS X 4.47 with Toolkit (10 Feb. 2015)
- SpartaDOS X 4.48 with Toolkit (23 Jul. 2016)

Developer's website:

<http://sdx.atari8.info/> or <http://spartados.com> or <http://spartadosx.com>

Manufacturers:

- Atarimax <http://www.atarimax.com/>
- Lotharek <http://lotharek.pl/>

### 7.3.2.3) XDOS

XDOS 2.43 © 2009 by Stefan Dorndorf

- "Extended Disk Operating System"
- A compact yet more capable alternative to Atari DOS 2.5
- Two versions:
  1. XDOS 2.4N supports all standard Atari drives (810, 1050, XF551), and supports XF551 and Hyper-XF Hyper Speed high speed input/output.
  2. XDOS 2.4F adds high speed input/output with: SIO2USB, SIO2SD, Speedy 1050, Happy 1050, 1050 Turbo

- Disk utilization/filesystems:
  1. DOS 1 (not append)
  2. DOS 2.0
  3. DOS 2.5
  4. DOS 2.2/2.3 (931 sectors format)
  5. DOS XL
  6. (Happy) DOS II + / D (All versions)
  7. BIBO-DOS (except 360 KiB format)
  8. Turbo-DOS (except 360 KiB format)
  9. MyDOS (except sub-directories, disks with more than 1040 sectors, and append to MyDOS files)
- RAM drive for RAM under XL OS ROM (14 KiB) or for Port B banked memory (64 KiB-256 KiB). Explicitly supported: Atari 130XE, Buchholz/ABBUC, ATARI-Mag/Rambo, Compy-Shop/Megaram
- Command driven
- Can use batch files
- D: Disk File Manager supports D1: through D9:
- H: device of Atari800Win emulator is supported
- Available: <http://std.gmxhome.de/atari/system.atr>
- Documentation: <http://std.gmxhome.de/atari/xdos24.pdf>

Old versions:

- Happy-Computer DOS II+/D V:4.5M Copyright 1985 by Stefan Dorndorf
  - Commonly known as "Happy-DOS"
  - Published in issue 3/1986 of Happy Computer (magazine)
- DOS II+/D - Version 6.1 Copyright 1987 by Stefan Dorndorf
- DOS II+/D - Version 6.4 © '87 by S.D.
- XDOS 2.3 (p) 1990 S.Dorndorf
  - Adds DOS 2.5/MYDOS enhanced density compatibility

### 7.3.3) What are MyPicoDOS, Micro-SpartaDOS, and LiteDOS?

A "miniature DOS" / "gameDOS" / "microDOS" is a DOS version that is designed to provide minimal capabilities. Typically, this type of DOS makes the disk bootable, and supports the launching of files on the disk. This section describes current miniature DOS versions for the Atari.

#### 7.3.3.1) MyPicoDos

MyPicoDos 4.06 © 1992-2017 by Matthias Reichl

A "game-DOS" for DOS 2.x/MyDOS compatible disks with the following features:

- It supports loading of COM/EXE, BIN (boot image) and BAS files.
- It works with single and double density (hard-) disks from 720 up to 65,535 sectors.
- Drives D1: to D8: can be accessed.
- It supports MyDOS style subdirectories.
- It supports Bibo-Dos style long directories (128 files per disk).
- It supports XF551 format detection.

- Built-in high speed SIO code: compatible with UltraSpeed (Happy, Speedy, AtariSIO/SIO2PC/APE/...), Happy 810 Warp Speed, XF551 and Turbo 1050, up to 126 kbit/sec (Pokey divisor 0)
- It supports displaying long filenames and a disk/directory title.
- On XL/XE-type computers MyPicoDos can automatically switch BASIC on when loading a BASIC program, and switch BASIC off when loading a COM/EXE/BIN file.
- Joystick support: either use arrow keys or a joystick to select the file.
- Optional built-in atariserver (AtariSIO) remote console.
- Separate "barebone" version without high speed SIO support and remote console support (for those who want to save space)
- Separate boot-sector-only version "PicoBoot" supporting a single COM file on a disk
- Separate "SDrive" version which configures the SDrive to use 110 or 126 kbit/s transfer speed.
- Available: <http://www.horus.com/~hias/atari/>

### 7.3.3.2) Micro-SpartaDOS (Micro-SD)

Micro-SpartaDOS 4.6 (MSDOS.COM), 2010-09-07

Micro-SpartaDOS 4.5 (MSDOS.COM), 2010-06-12

- Versions through 2.2: by Jiri Bernasek (BEWESOFT)  
Versions 2.3+ by Tomasz Pecko ('pecus') and Pawel Kalinowski ('pirx')
- Disk allocation/filesystem:
  - SpartaDOS File System (SDFS) version 2.0
  - Maximum number of directories entries is only limited by available RAM
- Available: <http://pecus.pigwa.net/pliki/Atari/>

Old versions/Changelog:

MSDOS22.COM - original BEWESOFT version

- by Jiri Bernasek - BEWESOFT (Prague, 93-05-03)
- Version 2.2 supports also a high speed SIO for Speedy 1050, XF551 and the HDI.



Pecus & Pirx modifications:

Program	Description
MSINI2.COM	<ul style="list-style-type: none"><li>• Pecus &amp; Pirx variation on the menu editor.</li></ul>
MSDOS23.COM	<ul style="list-style-type: none"><li>• Pecus modified version with multi disc operation.</li><li>• Keys 1-8 - select working drive and read the main directory.</li></ul>
MSDOS30.COM	<ul style="list-style-type: none"><li>• This version supports XF551 drives with HS, Happy Warp/US-Doubler drives with High Speed, and Speedy HS (only in US-Doubler mode).</li><li>• Version 3.x+ are compatible with the SIO2IDE interface</li></ul>
MSDOS43.COM	<ul style="list-style-type: none"><li>• Warsaw, 2010-05-26</li><li>• Version 4.3 of MSDOS is a serious rewrite, done primarily by Pecus. It uses a novel approach to mapping index sectors.</li><li>• Version 4.3 supports "quadruple" sectors (512 bytes long); expands the available partition size to 32MB.</li><li>• Version 4.3 contains only the most popular Happy / UltraSpeed routines.</li><li>• Holding [SHIFT] during booting turns off HS I/O entirely.</li><li>• This version detects BASIC and QMEG. With QMEG the High Speed I/O is turned off as QMEG handles HS I/O by itself.</li></ul>
MSDOS45.COM	<ul style="list-style-type: none"><li>• Warsaw, 2010-06-12</li><li>• Several bug fixes</li><li>• Screen colors and TURBO mode configurable per directory.</li><li>• Supports drives 1-15.</li></ul>

### 7.3.3.3) LiteDOS by Mr.Atari (Sijmen Schouten), 2018-2020

- Previously known as TinyDOS
- Also available as part of a modified XL/XE OS ROM file
  - Optional FMP = Fast Math Package
- Reads Atari DOS 2.0 2.5 MyDOS and other compatible disks, including:

90 KiB 810/1050/XF551	[SD 720 sectors]
130 KiB 1050/XF551	[SD 1,040 sectors]
180 KiB Enhanced drives / XF551	[DD 720 sectors]
360 KiB XF551	[DD 1,440 sectors]
720 KiB 3.5"-Enhanced XF551	[DD 2,880 sectors]
256 KiB - 8 MiB HardDrive/CF HDD	[SD 2,048 - 65,535 sectors, 56-510 files]
512 KiB - 16 MiB HardDrive/CF HDD	[DD 2,048 - 65,535 sectors, 56-510 files]
- Files on disks and small partitions with fewer than 1024 sectors can be read by DOS 2 / 2.5 / clones
- Files on larger disks/partitions can be read by DOS that support the "no file-check" bit in the filename-status, like MYDOS.
- Only the first 64 files can be read by other compatible DOS versions, due to incompatibility in the VTOC-sectors.
- A LiteDOS disk must not be written to with another DOS.

- Tools/programs that come with LiteDOS are:

#### # Program & Description

##### 1. LiteINIT.XEX

This tool will let you format and initialize a LiteDOS disk or partition or Update a previous version of LiteDOS. Covers all available formats ranging from SSSD to DSDD and up to partitions of 65,535 sectors. Option for "fast or slow" write (verify Off or On).

##### 2. LiteDOS.DUP

The Disc Utility Package.

##### 3. LiteRD.DRV

RAM drive driver for the extra 64 KiB inside the 130XE. Also the BASIC/OS RAM, if unused/not needed, in a 64 KiB XL/XE.

##### 4. Turbo-BASIC XL 1.5 / Compiler / Runtime (for XL/XE with 64 KiB)

##### 5. Lite850

Loads R: driver from any supporting modem.

##### 6. LiteREMU

Smart little loader for ROM-files with reset-handler.

##### 7. LiteIDE

Experimental driver that connects D4: to your MyIDE-hardware. It supports DD (double density) and can be 16 MiB in size.

##### 8. UBasic (for XL/XE with 64 KiB)

More free RAM than Turbo-BASIC XL

##### 9. LiteHSIO

Driver to support XF and enhanced drives, speeds up to 124 Kbps supported

##### 10. LiteWARP

Experimental driver for Ultra High Speed I/O using external clock devices

##### 11. LiteESP

Experimental driver for R-Verter types of modems. 4,800 baud only.

- Available: <http://www.mr-atari.com/Mr.Atari/LiteDOS/>

## 7.3.4) What other 3<sup>rd</sup> party DOS versions were released for the Atari?

This section attempts to list all released 3<sup>rd</sup> party "full-featured" DOS versions, beyond RealDOS, SpartaDOS X, and XDOS (which are described in another section of this FAQ list).

This list is presented in chronological order by date of first (known) release.

### 7.3.4.1) OSS OS/A+ 2.x Family

Release history:

- OSS CP/A - ATARI version 1.0 Copyright © 1981 OSS
- OS/A+ version 1.1 May 1981 (MC is still looking for a copy of this version)
- OSS OS/A+ - ATARI version 1.2 Copyright © 1981 OSS
- OSS OS/A+ - ATARI version 1.2e Copyright © 1981 OSS
- OSS OS/A+ - ATARI version 2.00 Copyright © 1982 OSS, Inc.
- OSS OS/A+ - ATARI version 2.10 Copyright © 1982 OSS, Inc

- OSS DOS XL - ATARI version 2.20 Copyright © 1983 OSS, Inc.
- OSS DOS XL - ATARI version 2.30 Copyright © 1983 OSS, Inc.
- OSS DOS XL - ATARI version 2.30C Copyright © 1983 OSS, Inc.
- OSS DOS XL - ATARI version 2.30X Copyright © 1983 OSS, Inc.
- OSS DOS XL Atari v2.30 Axlon RamDisk Copyright © 1984 OSS, Inc.
- OSS DOS XL Atari v2.30C Axlon RamDisk Copyright © 1984 OSS, Inc.
- OSS DOS XL Atari v2.30 Mosaic RamDisk Copyright © 1984 OSS, Inc.
- OSS DOS XL Atari v2.30C Mosaic RamDisk Copyright © 1984 OSS, Inc.
- FTe DOS XL - ATARI version 2.30 Copyright © 1994 by FTe
- FTe DOS XL - ATARI version 2.30C Copyright © 1994 by FTe
- FTe DOS XL - ATARI version 2.30X Copyright © 1994 by FTe

#### Features:

- Developed by Optimized Systems Software (OSS), successor to Shepardson Microsystems, Inc. (SMI), developer of Atari DOS I and the File Manager System of Atari DOS II
  - SMI had developed Apple DOS for Apple Computer in 1978
  - SMI had released the OSS Control Program/Apple (CP/A), OSS Operating System (OS) and OSS Disk File Manager (DFM) for the Apple II in February 1980
- Introduced April 3-5, 1981 at the West Coast Computer Faire under the name CP/A (Command Processor/Advanced)
- Rights purchased from OSS by ICD in January 1988 (but ICD discontinued DOS XL in favor of their own SpartaDOS)
- Rights purchased from ICD by Fine Tooned Engineering (FTe) in 1993
- FTe DOS XL 2.30 (including 2.30C and 2.30X) released on 6/22/94. They are identical to the OSS releases of the same versions.

#### Version 1

- The DOS.SYS file on the CP/A disk is the Atari DOS 2.0S FMS (written by OSS) and CP/A. (There are no DUP.SYS or MEM.SAV files with CP/A.)
- Programmer: Paul Laughton
- Command line driven
- Disk drive type supported: Atari 810 (& compatible)
- Disk allocation/filesystem: Atari DOS 2.0 Single Density
- Supplied with OSS EASMD - Editor/Assembler/Debug

#### Version 2

- Primarily by Mark Rose, with collaboration of Bill Wilkinson and Mike Peters.
- Command line driven, with optional menu available
- Disk drive types supported:
  1. Atari 810 (& compatible)
  2. SSDD 5.25" Single-Sided, Double Density (Percom compatible)

- Disk allocation/filesystems:
  1. "Atari DOS 2.0 Single Density"
  2. "Atari DOS 2.0 Double Density"
    - Standard established by the unreleased Atari DOS 2.0D
    - 256 total bytes/sector, with 3 bytes of each sector used to address the next sector.
    - 40 tracks \* 18 sectors/track = 720 total sectors, with 13 sectors used for software control or unused by the FMS.
    - Data capacity per diskette: 707 sectors x 253 bytes/sector = 178,871 bytes/disk
    - 13 special sectors:

Sector #	Description
1-3	Boot sectors, containing the boot record accessed by the Atari OS at system power-up. 128 bytes/sector
360	Volume Table of Contents (sector usage)
361-368	File Directory
720	Unused by the FMS (same as Atari DOS I and 2.0S)

- Maximum of 64 files per diskette (8-sector File Directory)
- Supports any mixture of up to 8 single and/or double density disk drives
- No smart density switching. Drive 1 acquires the density of the booted master disk. DOS XL automatically asks each drive what density it is during the boot process. From then on, may use the CONFIG command to manually change a disk drive's density.
- STARTUP.EXC batch file of DOS XL commands (ATASCII text) runs at system boot (after AUTORUN.SYS)
- RS232.COM provided for loading the R: handler from the 850 Interface ROM
- RS232FIX.COM provided as a debugged alternative to the R: handler contained in the ROM of the Atari 850 Interface.
- Version 2.20 can save 5 KiB of user RAM by occupying memory which is bank-switched with an OSS SuperCartridge, via DOSXL.SYS
- Version 2.30C is Version 2.30 with DOSXL.SUP enabled as DOSXL.SYS, which saves 5 KiB of user RAM by occupying memory which is bank-switched with an OSS SuperCartridge
- Version 2.30X is Version 2.30 with DOSXL.XL enabled as DOSXL.SYS, which saves 3 KiB of user RAM by occupying memory available under the Atari OS (requires an XL/XE computer with at least 64 KiB RAM).
- BitWedge (BIT3.COM) Version 1.1 - 20DEC83 Copyright © 1983 by Harald E. Striepe
  - Provided by OSS for use with the Bit 3 Full-View 80 on the Atari 800.
  - For use under DOS XL Version 2.30 and up
- v2.30 Axlon RamDisk. Version by Harald E. Striepe and OSS.
  - Same as Version 2.30 but with RAM drive support for Axlon banked memory. 883 single density sectors.
- v2.30C Axlon RamDisk. Version by Harald E. Striepe and OSS.
  - Same as v2.30 Axlon RamDisk version but with DOSXL.SUP enabled as DOSXL.SYS, which saves 5 KiB of user RAM by occupying memory which is bank-switched with an OSS SuperCartridge.
- v2.30 Mosaic RamDisk. Version by Harald E. Striepe and OSS.
  - Same as Version 2.30 but with RAM drive support for Mosaic banked memory. From 371 sectors (one Mosaic 64K RAM Select board plus 32 KiB of standard RAM) to 896 sectors (two 64K RAM Select boards plus a 32 KiB board).
- v2.30C Mosaic RamDisk. Version by Harald E. Striepe and OSS.

- Same as v2.30 Mosaic RamDisk version but with DOSXL.SUP enabled as DOSXL.SYS, which saves 5 KiB of user RAM by occupying memory which is bank-switched with an OSS SuperCartridge.
- Version 2.30p is a patched Version 2.30 that fixes two bugs:
  1. A boot disk created from the DOS XL menu couldn't boot unless the MENU.COM file was the disk.
  2. A boot disk initialized in a drive other than 1 would always boot up with that drive number as the working drive at the initial command line prompt.
  - OSS published a patch to convert version 2.30 to version 2.30p in their Spring 1984 Newsletter. OSS then published a corrected version of the 2.30p patch in their Fall 1986 Newsletter. See: <http://preview.tinyurl.com/o6cn9mm>
- OSS/Indus DOS XL 2.35I is OSS DOS XL 2.30 plus GTSYNC.COM, the Indus GT Synchronesh Engager. Copyright © (P) 1984, Indus Systems.  
Released by Indus Systems in 1984:
  - OSS DOS XL - ATARI version 2.35I1 Copyright © 1983 OSS, Inc.
    - GTSYNC.COM VID: 01.02\01.01\01.01\01.21\01.21.
    - Supports Synchronesh 38.4 kbit/s on: Indus GT, LDW Super 2000, CA-2001
 Released by Future Systems in 1986:
  - OSS DOS XL - ATARI version 2.35I2 Copyright © 1983 OSS, Inc.
    - GTSYNC.COM VID: 01.10\01.01\01.10\01.30\01.30.
    - Supports Synchronesh II 68.2 kbit/s on: Indus GT, LDW Super 2000, XFD601, XFD602
    - DOS XL 2.35I1 and DOS 2.35I2 were often (always?) distributed with RAM130.COM, written by Joseph Segura in 1985: a 64 KiB RAM drive for 130XE banked memory. Synchronesh (GTSYNC.COM) must be disabled in order to use RAM130 – effectively, RAM130 is for DOS XL 2.30.
- "DOS XL 2.35L" is described in the manuals for the LDW Super 2000 and CA-2001 disk drives. However, original disks shipped with these drives are reported to be identical to DOS XL 2.35I1 (including RAM130.COM).
- Warp Speed DOS XL, including under cartridge, under ROM, and Axlon banked memory versions, was distributed by Happy Computers, Inc. for use with Happy 810 Enhancement (Rev 7 capable units) or Happy 1050 Enhancement.
- Shipped with: Amdek AMDC-II, Astra 1620, CA-2001, Concorde C-221M, Indus GT, LDW Super 2000, NCT 810 Turbo (1983 units), Percom AT88-S1, Percom AT88-S2, BASIC A+, MAC/65

#### 7.3.4.2) K-DOS

K-DOS By K-Byte Copyright 1981 Kay Enterprises Co.

- By Kay Enterprises Co. (John Mathies, K-Byte general manager) (the makers of K-Razy Shoot-Out and K-Razy Kritters)
- Disk drive types supported: Atari 810 (& compatible)
- Disk allocation/filesystem: Atari DOS 2.0 Single Density
- Command line driven
- Memory resident

### 7.3.4.3) OSS OS/A+ 4.x Family

Release history:

- OS/A+ version 4.0 (1982 - MC is still looking for a copy of this version)
- OSS OS/A+ - ATARI version 4.10 Copyright © 1982 OSS

Features:

- Port of Apple DOS for the Apple II (which was developed by Paul Laughton for Shepardson Microsystems, Inc. (SMI), predecessor to OSS)
- Requires, and runs on, only double density or larger disk drives
- Disk allocation/filesystem:
  - Mapped file structure (true random access to data files)
  - Physical sectors of either 256 or 512 bytes
    - Disks with 128 bytes per sector would use pairs of sectors to emulate 256 byte sectors
  - Sectors are grouped into blocks of n sectors in length, where n is a power of two between 1 and 128
  - Files are at least one block in length, and up to 16 MiB long
  - Maximum number of files per disk depends on the disk capacity. For a single-sided, double density (180 KiB) disk the maximum is 105 files.
  - Disk drives ranging in storage size from 128kB to over 15MB
- Interoperability with OS/A+ version 2:
  - ADOS command allows the user to access version 4 disks as Dn: while accessing version 2 disks as An:.
  - COPY24 command can copy version 2 files to version 4 diskettes, or vice versa.
- Shipped with: Percom RDF40-S1 (later units), Percom RFD44-S1 (later units), Percom RFD40-S2, Percom RFD 44-S2, Percom AT88-S1PD, Percom AT88-SPD, Percom Doubler, NCT 810 Turbo (1983 units)
- Also sold by Software Publishers/SWP for use with ATR8000, 1982-1983

### 7.3.4.4) MYDOS

Release history:

- MYDOS 3.05 [reported to exist]
- MYDOS 3.07 -- copyright 1983, WORDMARK (August 16, 1983)
- MYDOS 3.08 -- copyright 1983, WORDMARK
- MYDOS 3.12 -- copyright 1983, WORDMARK ATR8000 RS232 Version, by C. Marslett
- MYDOS 3.09 (December 19, 1983)
- MYDOS 3.13 (August 8, 1984)
- MYDOS 3.010 -- copyright 1983, WORDMARK
- MYDOS 3.011 -- copyright 1984, WORDMARK
- MYDOS 3.16 [reported to exist]
- MYDOS 3.012 -- copyright 1984, WORDMARK
- MYDOS 3.013 -- copyright 1984, WORDMARK (April 19, 1984)
- MYDOS 3.18 -- copyright 1984, WORDMARK ATR8000 RS232 Version, by C. Marslett
- MYDOS 3.014 -- copyright 1985, WORDMARK (February 18, 1985)
- MYDOS 3.19 -- copyright 1985, WORDMARK ATR8000 RS232 Version, by C. Marslett
- MYDOS 3.015 [reported to exist]
- MYDOS 3.016 -- copyright 1985, WORDMARK

- MYDOS 3.016AX -- copyright 1985, WORDMARK Axlon RAMdisk version
- MYDOS 3.116 -- copyright 1985, WORDMARK ATR8000 RS232 Version, by C. Marslett
- MYDOS 4.0 -- copyright 1985, WORDMARK
- MYDOS 4.2 -- copyright 1985, WORDMARK
- MYDOS 4.2C -- copyright 1985, WORDMARK
- MYDOS 4.3A (October 21, 1986)
- MYDOS 4.3B -- copyright 1986, WORDMARK
- MYDOS 4.50 -- copyright 1988, WORDMARK (November 28, 1988, freeware, from Bob Puff)
- MYDOS 4.50T -- copyright 1988, WORDMARK
- MYDOS 4.51 -- copyright 1989, WORDMARK (June 14, 1989)
- MyDOS 4.53/3 and 4.53/4 (David R. Eichel rel. ver. January 1<sup>st</sup>, 1990)
- MyDOS 4.55 Beta (Lee Barnes March 17, 2003)

#### Features:

- Versions 3.0-4.3B developed by Charles W. Marslett, 1982-1986
- Version 3.0 was the first version released, reflecting promotion of MYDOS as the next logical follow-up to Atari DOS 2.0.
- Originally a side project that was created while developing the original firmware for Percom disk drives for the Atari.
- Highly configurable: Full support for floppy disk drives supporting the Percom Configuration Block.
- Menu driven, modeled after Atari DOS 2.
- First DOS for the Atari to allow for dynamic density changes (Percom compatible disk drives).
- First DOS for the Atari to support larger capacity diskettes even in a single drive configuration (Percom compatible disk drives).
- Consists of DOS.SYS and DUP.SYS (as in Atari DOS 2).
- MEM.SAV file can be employed to preserve the contents of memory to disk when DUP.SYS is loaded (as in Atari DOS 2).
- Disk drive types supported:
  1. Atari 810 (& compatible)
  2. SSDD 5.25" Single-Sided, Double Density (Percom compatible)
  3. Atari 1050 (& compatible) (MYDOS 4.x versions)
  4. Configurable (Percom compatible)
    - Floppy disk drives including double-sided, 8", and 80 track disks
    - High-capacity drives (hard disks) (MYDOS 4.x versions)
  5. RAM drive (MYDOS 4.x versions)
    - Up to 1 MiB, using either Port B banked memory or Axlon banked memory  
Default: 64 KiB for 130XE banked memory
- Disk allocation/filesystem: "MYDOS" (Atari DOS 2.0 with extensions)
  - Single or Double Density: 128 or 256 total bytes/sector, with 3 bytes of each sector used to address the next sector.
  - All high-capacity disks are large sector drives (256 bytes/sector)

- o Disk contains sectors numbered
  - 1 to 720 (810 or SSDD Percom drive types - Atari DOS 2.0 compatible)
  - 1 to 1,040 (1050 drive type)
  - 1 to up to 4,015 (configurable floppy drives)
  - 1 to up to 65,535 (high capacity drives, i.e. hard disks) (MYDOS 4.x)
- o Special sectors:

Sector #	Description
----------	-------------

1-3	Boot sectors, containing the boot record accessed by the Atari OS at system power-up. 128 bytes/sector.
-----	---

...360	Volume Table of Contents (sector usage). Uses only sector 360 in Atari DOS 2 compatible mode (810 or SSDD Percom drive types), or expands to previous contiguous sectors as necessary.
--------	--

361-368	File Directory (up to 64 files/subdirectories) - MYDOS versions after 3.08/3.12 include support for subdirectories, each containing up to 64 files/subdirectories
---------	--

720	Sector available for use with 810 and SSDD Percom drive types (unlike Atari DOS 2.0)
-----	--

- o Data capacity per diskette for standard drive types:

810:	708	sectors x	125	bytes/sector =	88,500	bytes/disk
SSDD Percom:	708	sectors x	253	bytes/sector =	179,124	bytes/disk
1050:	1027	sectors x	125	bytes/sector =	128,375	bytes/disk
130XE RAM:	499	sectors x	125	bytes/sector =	62,375	bytes/disk

- Versions 3.x sold commercially by SWP for use with the ATR8000:
  - o 3.0x versions are the standard releases
  - o 3.1x versions have an integrated R: handler for the ATR8000 serial port
  - o Sold by SWP in disk-side or system disk builder pairs. Known version-pairs include: 3.08/3.12, 3.09/3.13, 3.011/3.16, 3.013/3.18, 3.014/3.19
  - o 3.2x versions were developed for use with the never-shipped SWP ATR8500
- ROMDOS 3.0 / RDOS 3.0 variants of MYDOS 3.0x
  - o Versions: 0.0, 0.1 (1984), 0.11, 0.12, 0.14  
RDOS/OSS(0.0) copyright 1984, WORDMARK  
RDOS/RAM(0.1) copyright 1984, WORDMARK
  - o The ROM version of RDOS could be programmed in an EPROM and run from the memory at 49,152-53,247 (\$C000-\$CFFF) (i.e., Newell Ramrod personality board or CDY Omnimon! board) with or without a disk drive on the system
  - o The OSS SuperCartridge version provided most of the same features as the ROM version (taking only 400 bytes of the 48K memory space over that taken by the disk buffers allocated)
  - o The third version was loaded into low RAM in the normal location at \$0700 but it shared the same boot sectors as the ROM version and the under-the-cartridge version, permitting a disk to be built that would run it if no \$C000 ROM were present and no OSS SuperCartridge were present either
  - o Version 1.4 added the ability to run under the XL/XE built-in BASIC
  - o <https://www.mathyvannisselroy.nl/marslett1.htm>
- OMNIDOS is Wordmark ROMDOS/RDOS and CDY Omniview on one 8 KiB chip for Newell Ramrod personality board or CDY Omnimon! board
- MYDOS 3.016 shipped with: Astra "Big D" (earlier units)
- Versions 4.x have full read compatibility with the Atari DOS 2.5 format, but will only write to the first 720 sectors of the disk.



- Versions 4.x shipped with RS-232 driver for the ATR8000
- MYDOS 4.x shipped with: SupraDrive, BTL Hard Disk System, TOMS 720 (on ROM), Newell 256KXL
- Version 4.3 adds 'S' command to set the RAM drive number and adds 'V' to turn on and off write-verify.
- Versions 4.5x include:

Program	Description
ATARI850.AUT	for loading the R: handler from the 850 Interface ROM
ATR232.AUT	RS-232 driver for the ATR8000
ATR232HD.AUT	RS-232 driver for ATR8000 with ATR hard disk interface

- Bob Puff/Computer Software Services offers version 4.50 (first freeware release): <http://www.nleaudio.com/css/files/MYDOS45M.ARC>
- Charles Marslett/Wordmark Systems makes version 4.51 source code available: <http://www.wordmark.org/mydos.html>
- MyDOS 4.53 was released by David R. Eichel on 1/1/90, making minor changes from the released 4.50 and 4.51 source code.
  - Supports multiple AUTORUNs at boot up (\*.AR0 through \*.AR9). (Support for the traditional AUTORUN.SYS is removed.)
  - Fixes broken Axlon banked memory RAM drive support
  - Version 4.53/3 gives 3 character file length/free sector count instead of the normal (for MyDOS) 4.
  - Version 4.53/4 is the same as 4.53/3, but uses a minimum of four characters in the sector count just like most versions of MyDOS.
- More recent work on MyDOS by Lee Barnes is available, along with many earlier MYDOS versions, from Mathy van Nisselroy's MyDOS page: <https://www.mathyvannisselroy.nl/mydos.htm>

### 7.3.4.5) DOS-MOD

Release history:

- DOS-MOD (1983)
- © 1984 R.K.Bennett TOP-DOS v1.1
- © 1984 R.K.Bennett TOP-DOS v1.20
- TOP-DOS 1.4 (1984)
- TOP-DOS 1.5 © 1985 R.K.Bennett
- TOP-DOS 1.5a © 1985 R.K.Bennett
- TOP DOS 1.5 Plus (1986)
- TOP DOS Professional (1986)

Features:

- Developed by R.K. Bennett for Sunny Software / Eclipse Software
- Sold commercially by Sunny Software (original DOS-MOD release) or Eclipse Software (later DOS-MOD release and all releases of TOP-DOS)

- DOS-MOD: Enhances Atari DOS 2.0S
  - Menu-driven, Full screen use
  - Command files
  - Expanded wildcard capability
  - Fixes 11 bugs in DOS 2.0S
  - Single and Double Density versions
  - DD version supports HELLO command file option on startup
  - DD version supports cartridge-bypass feature on startup
  - DD version can also run in the SD mode
- TOP-DOS: Standalone product, includes all the features of DOS-MOD
  - Uses Atari DOS 2 single and double density filesystems, or proprietary variations on the DOS 2 filesystem. The TOP-DOS unique filesystem is not supported by any other DOS for the Atari.
  - 1 to 8 disk drives
  - Alphabetization and compression of the disk directory
  - Drive support: 5.25": SD, DD, DSDD. 8": DD
  - Specify the number of sectors desired, up to 944 per side in single density and up to 1968 in double density
  - Reformat only the VTOC, on a previously formatted disk
  - RAM drive support: Axlon or Mosaic banked memory
- TOP-DOS 1.5:
  - RAM drive support: Port B banked memory
  - 1050 Enhanced Density Support
  - "WISE" Density Control
  - High Speed Data Transfer (Happy Warp Speed)
  - Improved Status Display
  - Hex-Decimal Conversion
  - 90 KiB buffer for one-pass disk duplication
  - Four-level command file nesting
  - Ad: Antic vol. 4 no. 9 Jan-1986 page 44
  - Shipped with: Astra "Big D" (later units), Astra The "One"
  - Also distributed by Happy Computers, Inc., 1986- for use with Happy 810 Enhancement (Rev 7 capable units) or Happy 1050 Enhancement
- TOP DOS 1.5 Plus:
  - Allows multiple RAM drives (Port B banked memory), SD or DD
  - Accesses Atari DOS 2.5 files
  - Supports other RAM boards
  - New sector number display and tone control
  - Better warp speed and group autorun control
  - BASIC enable/disable for XE/XL with built-in BASIC
- TOP DOS Professional:
  - Up to 16MB disk capacity
  - Sub-directories
  - Sector read, write & compare
  - File compare
- 1.5 Plus / Professional ad: Antic vol. 5 no. 2 Jun-1986 page 27
- Apparently released into the public domain, approximately 2005

### 7.3.4.6) DOS 4.0

DOS 4.0 (Copyright 1984 Michael Barall, released to the PD via Antic in 1986)

- Developed by Michael Barall for Atari as QDOS during 1983-1984.
- Existed as early as July 1983. (source code)
- Speculation: Originally commissioned by Atari, Inc. as a DOS III candidate.
- While not selected as DOS 3 in fall 1983, the QDOS project was revived in winter 1984 when the 1450XLD project was revised to include a larger-capacity 360 KiB disk drive than could be supported by the released DOS 3.
- Atari hired Michael Barall to direct Atari OS and QDOS development in April 1984.
- Rights to QDOS reverted to Michael Barall upon the July 1984 sale of Atari assets by Warner Communications.
- QDOS development continued into fall 1984, when Atari, Corp. ultimately declined to acquire the software (pitched as: Atari DOS 4.0).
- Released by Michael Barall into the public domain as DOS 4.0 through the Antic Catalog, first appearing in the February 1986 issue of Antic magazine.
- Supports any combination of serial bus (SIO) and parallel bus disk drives
- Supports 8 physical drives (1-8), and 10 logical drives (D0:-D9:)
- Data on the disk is physically organized into sectors:
  - SD disks: sector = 128 bytes
  - 2D or DD disks: sector = 256 bytes
- Data on the disk is logically organized into blocks:
  - SD disks: 6 sectors/block, or 768 bytes/block
  - SS/2D or SS/DD disks: 3 sectors/block, or 768 bytes/block
  - DS/DD disks: 12 sectors/block, or 3,072 bytes/block
- Five disk drive types supported:
  1. SS/SD 810: 708 sectors
    - 708 sectors / 6 sectors/block = 118 blocks
    - 118 blocks \* 768 bytes/block = 90,624 bytes
  2. SS/2D 1050: 513 sectors
    - 513 sectors / 3 sectors/block = 171 blocks
    - 171 blocks \* 768 bytes/block = 131,328 bytes
  3. SS/SD Percom compatible: 708 sectors
    - 708 sectors / 6 sectors/block = 118 blocks
    - 118 blocks \* 768 bytes/block = 90,624 bytes
  4. SS/DD Percom compatible: 711 sectors
    - 711 sectors / 3 sectors/block = 237 blocks
    - 237 blocks \* 768 bytes/block = 182,016 bytes
  5. DS/DD Percom compatible: 708 sectors
    - 708 sectors / 6 sectors/block = 118 blocks
    - 118 blocks \* 3,072 bytes/block = 362,496 bytes
- Allocation of blocks is controlled by the contents of a sector called the Volume Table of Contents (VTOC). (A large VTOC may occupy two sectors.)
- File directory cannot contain more than 128 entries
- Filesystem could support disks up to 384 KiB (drac030, AA Forums 2010.07.21)
- DOS 2 to DOS 4 Conversion Program
- DOS 3 to DOS 4 Conversion Program

### 7.3.4.7) SmartDOS

Release history:

- SmartDOS Beta Test Version 1.5R © 1984 John Chenoweth & Ron Bieber
- SmartDOS © 1984 John Chenoweth & Ron Bieber distributed by Rana Systems 6.1D
- SmartDOS © 1984 John Chenoweth & Ron Bieber for The Programmer's Workshop 8.2D (affiliate of Astra Systems)

Features:

- Earlier versions were distributed as a utility to modify Atari DOS 2.0S
- Disk drive types supported:
  1. Atari 810 (& compatible)
  2. SSDD 5.25" Single-Sided, Double Density (Percom compatible)
- Disk allocation/filesystems:
  1. Atari DOS 2.0 Single Density
  2. Atari DOS 2.0 Double Density
- First Atari DOS to be "Density Smart" (changing between the disk drive's density settings dynamically, in accordance with the format density of the inserted media, without user-intervention)
- Menu additions that allow sector copying, drive speed checking, bad sector testing, write verify on/off, and drive reconfiguration
- Original Master diskette, shipped with earlier SmartDOS versions, contains: DOS.SYS, DUP.SYS, DEFAULT, ARCREATE.BAS, RS232.AR<sub>x</sub>, AUTORUN.SYS
  - DOS.SYS is Atari DOS 2.0S version under license from Atari.
  - Disk is used only to create a Working Master diskette.
- Working Master diskette, created using the AUTORUN.SYS file on the Original Master diskette, or shipped with later SmartDOS versions, contains: DOS.SYS, DUP.SYS, DEFAULT, ARCREATE.BAS, RS232.AR<sub>x</sub>
  - DOS.SYS is proprietary SmartDOS version.
- ARCREATE.BAS is used to create a file that will autorun a BASIC file upon system boot.
- Multiple autoloading file support, for files named \*.AR1 through \*.AR9
- RS232.AR<sub>x</sub> loads the R: handler from the 850 Interface ROM.
  - Should be renamed RS232.AR1 to be autorun by SmartDOS
  - Supports both warm and cold re-boots of the system
- Shipped with: Rana 1000, Astra 2001, Astra 1001

### 7.3.4.8) MachDOS

Release history:

- Mach DOS v2.1 XL © 1984 stacey
- Mach DOS v2.6 XL © 1984 stacey
- MachDOS v3.7a © 1985 stacey

Features:

- By Hadley V. Stacey
- Pre-release name: MACH 2XH DOS
- Early versions supplied with the NCT 810 Turbo (1984 units); later released directly into the public domain

- Disk drive types supported:
  1. Atari 810 (& compatible)
  2. SSDD 5.25" Single-Sided, Double Density (Percom compatible)
  3. DSDD 5.25" Double-Sided, Double Density (Percom compatible)
- Disk allocation/filesystems:
  1. Atari DOS 2.0 Single Density
  2. Atari DOS 2.0 Double Density
  3. DOS 2.0 Double-Sided, Double density
    - Atari DOS 2.0 with extensions
    - 1427 free sectors (360 KiB)
  4. RAM drive for banked memory. (MachDOS v3.7a) Types supported: 130XE (Port B), Axlon, Mosaic, Intec, 800+ (800 Plus 256K), M.A.C.E. ("MACE Mod")
- Intelligent detection and support for double density and double-sided disks
- v.3.7a RAM drive for banked memory. Types supported: Port B, Axlon, Mosaic, Intec boards as well as the 800+ and MACE modifications
- Mach File disk image files
- [SELECT] key toggles menu on-screen
- There is no DOS.SYS or DUP.SYS files. The only file is MACH.SYS.
- MEM.SAV workalike is named: MEMSAV.SYS
- AUTORUN.SYS files are processed just like Atari DOS 2.0.

#### 7.3.4.9) SpartaDOS

Release history:

- SpartaDOS Version 1.1 Copyright © 1984 by ICD, INC.
- SpartaDOS Version 2.3b D Copyright © 1985 by ICD, INC.
- SpartaDOS Version 2.3b C Copyright © 1985 by ICD, INC.
- SpartaDOS Ver 2.3e 1-Nov-85 D Copyright © 1985 by ICD, INC.
- SpartaDOS Ver 2.3e 1-Nov-85 C Copyright © 1985 by ICD, INC.
- SpartaDOS Ver 3.2c 30-Jan-86 Copyright © 1986 by ICD, Inc.
- SpartaDOS Ver 3.2d 17-Feb-86 Copyright © 1986 by ICD, Inc.
- SpartaDOS Ver 3.2f 25-Feb-94 Copyright © 1994 by FTe
- SpartaDOS Ver 3.2g 04-Jun-94 Copyright © 1994 by FTe
- SpartaDOS Ver 3.2gx 04-Jun-94 Copyright © 1994 by FTe

Features:

- Originally developed by Mike Gustafson of Spartan Software of Minnesota/ICD, and shipped alongside US Doubler as ICD's first two products in 1984.
- Version 1.1:
  - Supports 5.25" and 8" floppy disk drives, single- or double-sided, single, enhanced, or double density (35, 40, 77, or 80 tracks)
  - Supports 4 disk drives
  - SPCOPY command for single or dual drive transfers between SpartaDOS and/or Atari DOS 2 compatible formats
  - AT\_RS232 R: handler for ATR8000

- Disk allocation/filesystem: SpartaDOS File System (SDFS) version 1.1
  - 128 or 256 bytes/sector
  - Four sector types:
    1. Disk descriptor - Sector 1. Among other data, includes indicator of the number of (consecutive) sectors in the main DOS boot.
    2. Bit map. One or more sectors together containing a list of bits corresponding to all sectors on the disk, indicating whether each sector is currently in use.
    3. Sector map. Lists of sector numbers of the data sectors used by a particular file or directory
    4. Data sectors. One of:
      - (i) Directory data. The directory is a special file that contains entries about each file and each subdirectory it contains, including: filename, time/date, length, first sector map number, and status. The first entry in the directory contains: the first sector map of the parent director, the length of the directory, and the directory name.
      - (ii) File/User data
        - Up to 128 files per directory/subdirectory
        - Time/date stamping
        - Disks have volume names. Every disk must have a unique name.
        - Up to 16 MiB per drive
- RAM drive support:
  - RDAXLON.COM, supplied with SpartaDOS 2.3, sets up a 112 KiB Axlon banked memory RAM drive
- Several flavors of Version 1.1:
  - STD\_HS.DOS (original name) or SPEED.DOS (later name)
    - Full version including UltraSpeed support
  - STD.DOS (original name) or STANDARD.DOS (later name)
    - Full version except without UltraSpeed support
  - RO\_HS.DOS (original name) or NOWRITE.DOS (later name)
    - Miniature version; can only read from disk; UltraSpeed supported
  - RO.DOS (early distribution only)
    - Miniature version; can only read from disk; no UltraSpeed support
  - NOCP.DOS (later distribution(s) only)
    - No command processor (but can both read/write); UltraSpeed supported
    - Tries to load an AUTORUN.SYS file before it passes control onto the cartridge
- Changes for Version 2.3, packaged as the SpartaDOS Construction Set, which was supplied with many ICD US Doubler units and also sold separately:
  - Requires a 64 KiB XL/XE
  - An enhanced Atari DOS 2 handler: Can read, write, and run Atari DOS 2 formatted diskettes in both single and double density
  - Supports 8 disk drives
  - UltraSpeed High Speed built in
  - 14 new internal command processor commands
  - 8 new XIO functions
  - Extra 4 KiB program area
  - RAM drives:
    - RDBASIC.COM sets up an 8 KiB RAM drive on any XL/XE computer
    - RD130.COM sets up a 64 KiB RAM drive on a 130XE

- Disk allocation/filesystem: SpartaDOS File System (SDFS) version 2.0. Relative to SDFS 1.1:
  - The first three sectors on the disk are boot sectors. They contain the program that loads in the DOS, links it into the system, and enters the command processor. Sector 1 also contains the disk descriptor data as in SDFS 1.1.
    - (i) Only the first 128 bytes of each boot sector are used (same whether the disk is formatted in 128 or 256 bytes/sector)
  - Sector 1 disk descriptor data additions:
    - (i) Volume sequence number (avoid problems with non-unique volume names)
    - (ii) Volume random number (avoid problems with non-unique volume names)
    - (iii) Sector number of the first sector map of the file to be loaded when the disk is booted (usually a DOS file)
    - (iv) Write lock flag
  - Sector 1 disk descriptor data no longer used:
    - (i) Number of buffers reserved for sector storage
    - (ii) Number of sectors in the main DOS boot
- Two flavors of 2.3 (2.3b, 2.3e) versions:
  - XD type (XD23B.DOS or XD23E.DOS) is the full powered DOS; recognizes the STARTUP.BAT file when booted and priority is given to DOS (rather than the cartridge).
  - XC version (XC23B.DOS or XC23E.DOS) is the same as XD versions except AUTORUN.SYS is recognized when booted and control priority is given to the cartridge.
- Changes for Version 3.2, which was supplied with the ICD R-Time 8 and also packaged as the SpartaDOS Construction Set, which was supplied with many ICD US Doubler units and also sold separately:
  - Better time and date support (internal TD, TIME, DATE commands)
  - Internal R-Time 8 interface
  - Internal JIFFY clock interface (for non-R-Time 8 users)
  - Internal 32 character keyboard buffer (and KEY command)
  - Automatic mini-buffer system for fast byte PUT and GET functions
  - New vectors added for machine language support
  - Control returned to DOS if DOS was active during RESET
  - Supports both a STARTUP.BAT and an AUTORUN.SYS file
  - Compatible with BASIC XE, 1200XLs and many modified Operating Systems
  - BASIC ON/OFF command operation from within a batch file (not end only)
  - NOISY I/O flag recognized
  - Support for the Supra Hard Disk Interface
  - All command entry in upper or lower case
  - Full read capability for Atari DOS 2.5 type enhanced density format
  - New RAM drives:
    - RD.COM supports the standard 130XE, the 130XE with 64 KiB RAM upgrade (from Ron Boling) and the 256 KiB RAMBO XL upgrade for the 800XL and 1200XL computers. With the RAMBO XL, gives a 192 KiB RAM drive.
    - RD260.COM supports the 800XL RAM upgrade to 256 KiB as published in the September 1985 BYTE magazine by Claus Buchholz, giving a 192 KiB RAM drive.

- Several notable patches to SpartaDOS 3.2d have been developed, such as:
  - Bob Woolley created a patch utility program that will modify SpartaDOS 3.2d to support the XF551's high speed I/O
  - "SpartaDOS 3.2z" was the result of a patch developed and distributed by Computer Software Services (CSS, Bob Puff) for SpartaDOS 3.2d to allow SpartaDOS to support the CSS Multiplexer (MUX). See: [http://nleaudio.com/css/products/Mux\\_docs.htm](http://nleaudio.com/css/products/Mux_docs.htm)
- Rights purchased from ICD by Fine Tooned Engineering (FTE, Mike Hohman) in 1993 (November?).
- FTE SpartaDOS 3.2g changes included:
  - Support for a ninth drive, D9:
  - D: means current working drive, instead of D1:
  - Full support for upper/lower case
  - CWD, CREDIR, DELDIR commands changed to CD, MD, RD
  - TDLINE Y2K bug fixed
  - 1200XL function keys work properly
  - SpartaDOS 3.2gx differs only in that it locates the disk buffers under the OS to save RAM. 3.2gx is intended for use in systems that include a parallel device (MIO, Black Box); it is not compatible with BASIC XE nor any other programs using RAM under the OS.
- Many disk-based SpartaDOS versions are available for download from Thunderdome, kept by SysOp Fox-1: <http://mixinc.net/atari/a8men.htm>  
Direct link: [http://mixinc.net/atari/download\\_a8/sdsys.htm#top](http://mixinc.net/atari/download_a8/sdsys.htm#top)

#### 7.3.4.10) SuperDOS

Release history:

- SuperDOS V2.9 © 1986 Paul Nicholls
- SuperDOS V4.3E © 1986 Paul Nicholls
- SuperDOS V4.3T © 1986 Paul Nicholls
- SuperDOS V4.4 © 1988 Paul Nicholls
- SuperDOS V5.0 © 1988 Paul Nicholls
- SuperDOS V5.1 © 1988 Paul Nicholls
- SUPERDOS V5.2 © 2012 JAMES BRADFORD

Features:

- Developed by Paul Nicholls for Super Products (Australia), Happy Computers (USA), Technical Support (USA), Antic Arcade Catalog (USA)
- Disk drive types supported:
  1. Atari 810 (& compatible)
  2. Atari 1050 (& compatible)
  3. SSDD 5.25" Single-Sided, Double Density (Percom compatible)
  4. Supermax high speed (versions 4.x and up)
  5. XF551 high speed (versions 5.x)
  6. US Doubler UltraSpeed (versions 5.x)



- Disk allocation/filesystems:
  1. Atari DOS 2.0 Single Density
  2. Atari DOS 2.0 Double Density
  3. Atari DOS 2.5
  4. "Atari DOS 2 Skewed Sectors" for Supermax drives Antic: "Skewed sector disks read and write much faster than standard format disks (while Atari DOS 2.0 and 2.5 can still read and write them)."
- Menu driven. Density-smart: Automatic density detection.
- Fully RAM-resident. Highly configurable.
- Supports four floppy disk drives and assumes that any drive reference above 4 is a RAM drive.
- RAM drive support is provided for Axlon banked memory (128 KiB or 256 KiB) or Port B banked memory (256 KiB or 320 KiB).
- V5.0 changes:
  1. Full support for the Atari XF551 Floppy Disk Drive, including Double-sided/Double density and high speed transfer.
  2. Complete XF551 compatibility with previous disk drives. Double density drives can read files on Double-sided disks (just as Single density drives can read Enhanced density disks).
  3. High speed transfer and skewed sectors for US Doubler, XF551, and SUPERMAX.
  4. Full sector count displayed, no more 999+.
  5. Full support for Newell 256 KiB memory upgrade for 800XL.
  6. Hold down [Esc] during boot up to reserve the 130XE memory banks for your program. 256 KiB and 320 KiB computers can use BASIC XE and a RAM drive.
  7. Bug in RAM drive reboot (coldstart) routine fixed.
  8. The right margin is no longer set to 37.
- Rights and source code purchased by James Bradford (1994?)
- V5.2 changes:
  - Modded slightly to increase the RAM drive speed
  - Disabled the Axlon banked memory RAM drive support
  - Available:
    - <http://www.atariage.com/forums/topic/197622-superdos-ramdisk-speed/>

### 7.3.4.11) BiboDOS

Release history:

- BiboDOS V 5.1N (p) E.Reuss © 1987 COMPY SHOP
- BiboDOS V 5.2F (p) E.Reuss © 07/1987 Compy-Shop
- BiboDOS 5.4RF (p) E.Reuss © 06/1988 Compy-Shop
- BiboDOS 6.4RF (p) E.Reuss © 06/1988 Compy-Shop
- BiboDOS 5.4AN Turbo-BASIC-Version/R-Disk Jan/89
- Bibo-DOS 7.0 (p) E.Reuss © 1990 by J.Kruszona

Features:

- XL/XE only
- Densities supported: single, medium, double

- Disk allocation/filesystems:
  1. Atari DOS 2.0 Single Density
  2. Atari DOS 2.5 Enhanced Density ("Medium Density")
  3. Atari DOS 2.0 Double Density
  4. Atari DOS 2.0 Quad Density (XF551 DSDD 360 KiB)
    - Version 6 and up only
    - (format details?????)
  - Extension to above standards: Long/large directories (128 files per disk)
- N versions without high speed support
- F versions support high speed with the Speedy 1050 and Happy
- R versions support 64 KiB, 128 KiB, or 256 KiB RAM drive for Port B banked memory.
  - 130XE and Compy-Shop memory upgrade types supported by default; can also be customized to support other memory upgrade types

#### 7.3.4.12) Turbo-DOS XL/XE

Release history:

- Turbo-DOS XL/XE 1.5 (1988 February)
- Turbo-DOS XL/XE 1.7 (1988 August)
- Turbo-DOS XL/XE 2.0 (1989)
- Turbo-DOS XL/XE 2.1 (1990)

Features:

- Developed by Martin Reiterhsan, Herbert Barth, and Frank Bruchhaeuser for Martin Reiterhsan Computertechnik
- Supports a wide range of relatively advanced hardware while maintaining a very high degree of compatibility with Atari DOS 2.5.
- Master-Disk produces 4 different versions:
  1. Normal Version
  2. HS: Version for 1050 with Happy or Speedy 1050
  3. XF: Version for XF551 high speed
  4. EX: Full version (all three versions)
- Andreas Koch contributes:
 

Supports 256 KiB Xtra RAM / RD and supports use of batch files; has converter for DOS 3 and DOS 4; supports 4 formats, up to DSDD 360 KiB; does not use RAM under OS ROM; DUP uses a Command Processor; all commands are available via HELP key; works with XL/XE computers only, does not load/boot on Atari 400/800.
- Atari DOS XLE (1990), developed by Reiterhsan, was built upon Turbo-DOS.

#### 7.3.4.13) BW-DOS

Release history:

- BW-DOS Ver. 1.00 © BEWESOFT 1994 (Jiri Bernasek) (94-06-16)
- BW-DOS Ver. 1.10 © BEWESOFT / ABBUC 1994 (94-07-14)
  - Update #1 Released: 4/95
- BW-DOS Ver. 1.30 © BEWESOFT 1995 (Jiri Bernasek) (95-12-17)
  - Update #2 Released (with Ver. 1.30): 95-12-17

Features:

Another popular, powerful DOS is BW-DOS (it is pronounced "Bay Vay Dos"), freeware by Jiri Bernasek - BEWESOFT. Disk allocation/filesystem: SpartaDOS File System (SDFS) version 2.0 Andreas Koch writes: "SpartaDOS compatible. Does not use any speeder internally, but comes with external XF551 speeder. Supports 4 drives and RAM drive for Port B banked memory up to 1 MiB; supports 4 densities: a) Single (90 KiB), b) Enhanced/Medium (130 KiB), c) Double (180 KiB) and d) DSDD (360 KiB); does not use any RAM under OS ROM (so it works on an Atari 800 and with Turbo-BASIC XL); unlike SpartaDOS most commands are external, thus the DOS is only 5 KiB short; supports a PAL clock (made by ABBUC regional group "ARGS"); comes with many great utilities (which can also be used with SpartaDOS)."

- Ver. 1.10 distributed by ABBUC as the "Jahresgabe" 1994
- BW-DOS Update #1 Released: 4/95
  - New versions of: MENU, RAMDISK, DIRMAST.
  - New commands: MOVE, RTIME8, ARGSRTC
  - New driver: ARGSPRN
  - New program: BWDFUNCT.BAS
- New in BW-DOS 1.30:
  - Reading the last byte of a file is now indicated by status 3.
  - Installation of new "E:" drivers is now allowed.
  - The command "TYPE" is no more limited to 64 characters per line.
  - The method of handling the allocation pointers (positions 18 and 20 in sector 1) was changed. The new method provides much better protection of the directory-area on disk, and so the directories are not mixed between data sectors as often as under older BW-DOS versions or SpartaDOS. This results in faster access to directories. 100% read/write compatibility with every SpartaDOS versions 2.x and later retained.
- BW-DOS Update #2 Release: 12/95 with BW-DOS 2.30
  - New versions of: BACKUP, COPY, UNERASE
  - New commands: DOSDRIVE, NEWED
  - New driver: RAMBOX
- Available:  
<https://atariwiki.org/wiki/Wiki.jsp?page=BEWE%20DOS%201.30%20Manual>

## 7.3.5) What should I know about filenames and filename extensions?

Atari disk operating systems generally support file specifications in the form of a filename of 1 to 8 characters, with an optional filename extension of zero to 3 characters.

Valid characters for use in filenames/filename extensions:  
(varies somewhat by DOS version)

- The letters 'A' to 'Z'
- The digits '0' to '9' (Many DOS versions do not permit filenames to start with a digit.)
- The underscore character ('\_') (DOS XE, SpartaDOS, RealDOS)
- The "at" symbol ('@') (DOS XE)

Spaces and other characters are generally not permitted.

Filenames, including filename extensions, are generally arbitrary, but file naming conventions can be helpful. The most common method is to reserve specific extensions for certain types of files. The following list contains some of the more commonly used extensions and their typical corresponding file types.

Filenames reserved by some DOS versions for files to be automatically run at system startup are listed here as well.

File formats are binary unless described below as "text" where:

- Binary format files are made up of a sequence of bytes of any value from 0-255.
- Text format files (technically, a special case of binary files) are limited to printable/displayable alpha-numeric characters and symbols, organized into lines.

**.ACT** Action! program source code

**.ALF** AlfCrunch archive file containing one or more compressed files

**.AMP** Antic Music Processor file

**.AMS** Advanced MusicSystem file or Advanced MusicSystem II file

**.ARC** Archive file containing one or more compressed files, compatible with the multi-platform SEA ARC format. On the Atari, best supported by SuperARC / SuperUnArc or the SpartaDOS X ARC external command.

**.ASM** Assembler Editor program source code, LISTed. ATASCII text.

**.ASC** ASCII text file

**.ATA** ATASCII text file

**.BAS** BASIC SAVEd program. Less common: .SAV

**.BAT** Batch file of DOS commands (DOS XE, SpartaDOS, RealDOS). ATASCII text.

- AUTOEXEC.BAT batch file runs at system boot (DOS XE, SpartaDOS, RealDOS)

**.BIN** 1. File transferred using CompuServe CIS 'A' Protocol. Fully supported on the Atari by TSCOPE/MSCOPE/RSCOPE; also download support by Express! 3.x (file naming convention used on CompuServe before February 1987);  
or  
2. A ROM dump file as described in another section of this FAQ list regarding file formats for entire disks/tapes/cartridges.

**.BXL** BASIC XL SAVEd program

**.BXE** BASIC XE SAVEd program

**.CMD** Batch file of DOS Commands (XDOS). ATASCII text.

- .COM** 1. Executable ('Load and Go') machine language (object code) program;  
or  
2. DOS external Command (DOS 2.5, DOS XE, SpartaDOS, RealDOS, XDOS)
- .CTB** Compiled Turbo-BASIC XL program
- .DAT** Data file (typically created/used by another program)
- .DCM** Disk Communicator 3.2 disk image file. Less common: .DSK or .DC3
- .DOC** Documentation text file (perhaps ASCII or ATASCII)
- .DOS** DOS system file (SpartaDOS, RealDOS)
- .EXE** Executable ('Load and Go') machine language (object code) program
- .HLP** Help text file (perhaps ASCII or ATASCII)
- .LGO** LOGO SAVEd workspace file. ATASCII text.
- .LST** LISTed BASIC program. ATASCII text. Less common: .LIS
- .M65** MAC/65 SAVEd program source code
- .MIC** Micro-Painter picture file ("uncompressed"; 62 sectors under DOS 2.0S). Format, minus color data, also supported by Illustrator versions using the filename PICTURE and [Insert] to save file or [Clear] to load file.
- .MUS** Music Composer file
- .OBJ** Object code (machine language) file (not 'Load and Go')
- .OBX** Modern naming convention for an object code (machine language) file (not 'Load and Go'). Used to discourage modern computers from thinking that Atari .OBJ files might be MS-DOS/MS-Windows object code files.
- .PIC** Micro Illustrator / KoalaPainter / AtariArtist "compressed" picture
- .PLT** PILOT SAVEd program. ATASCII text.
- .PRN** Text file formatted for copying to Printer (perhaps ASCII)
- .SAV** File named MEM.SAV may be employed by DOS to preserve the contents of memory to disk when DUP.SYS (DOS 2.0, DOS 2.5) or KCP.SYS (DOS 3) is loaded into memory.
- .SCP** SpartaDOS SCOPY disk image file. Used with SCOPY, an external command distributed with SpartaDOS 3.2.
- .SFX** Self-Extracting archive file. Created with the CTH SFX program.

- .SYS** DOS System file or driver
- AUTO.SYS can be used to automatically poke data in RAM locations on system startup (DOS 1)
  - AUTORUN.SYS binary file is launched on system boot (DOS 2.0, DOS 3, DOS 2.5, RealDOS, XDOS)
  - AUTORUN.SYS batch file of DOS commands runs at system boot (XDOS)

**.TUR** Turbo-BASIC XL SAVEd program. Less common: .TBS

**.TXT** Text file (perhaps ATASCII or ASCII)

**.UTL** A DOS external utility program (DOS 3)

**.XEX** Modern naming convention for an executable ('Load and Go') machine language (object code) program. Used to discourage modern computers from thinking that Atari .EXE files might be MS-DOS/MS-Windows executable programs.

**.XMO** Binary file, uploaded/download using XMODEM file transfer protocol (file naming convention used on CompuServe before February 1987)

Additional file extensions associated with Atari picture formats are listed at the website for RECOIL (Retro Computer Image Library), a viewer of pictures in native formats of the Atari 8-bit (and other platforms) for modern computers:

<http://recoil.sourceforge.net/>

Additional file extensions associated with Atari music formats are listed at the website for ASAP (Another Slight Atari Player), a player of Atari 8-bit music for modern computers:

<http://asap.sourceforge.net/>

File extensions associated with Atari disk image, cassette image, or cartridge ROM formats normally used with Atari emulators, rather than on the Atari itself, are described elsewhere in this FAQ list.

### 7.3.6) What Atari programs can use MS-DOS 5.25" or 3.5" diskettes?

Except for recent versions of SpartaDOS X, Disk Operating Systems designed for the Atari are not designed to use MS-DOS format floppy disks directly, in part corresponding to the fact that disk drives designed for the Atari do not normally support such disk formats.

This section highlights software programs designed to run on the Atari that allow the Atari to use an MS-DOS formatted floppy disk in combination with a disk drive also supporting such formats.

Solutions involving modern storage devices with firmware that emulates Atari floppy disks, so that the devices can be used by Atari DOS versions using native Atari DOS filesystems, are described elsewhere in this FAQ list.

### **IBMXFR IBM Transfer Program, by Happy Computers, Inc.**

- For use with the Happy 1050 Enhancement upgrade for the Atari 1050
- Can read/write 5.25" SS-DD MS-DOS format 180 KiB floppy disks

### **IBM DOS and IBM 360, by TOMS**

- Available on ROM in TOMS Turbo Drive LDW, TOMS Multi Drive LDW, and TOMS Multi Drive 1050 Floppy Disk Drives upgrades
- Can read/write 5.25" SS-DD MS-DOS format 180 KiB floppy disks

### **IBMST, by TOMS**

- Available on ROM in TOMS 720/720C/720CR floppy disk drives for the Atari
- Can read/write:
  - 5.25" SS-DD MS-DOS format 180 KiB floppy disks
  - 5.25" DS-DD MS-DOS format 360 KiB floppy disks
  - 5.25" DS-DD Atari ST (MS-DOS like) format 720 KiB floppy disks

### **IBMREAD.COM IBM/ST Transfer Utility, by Computer Software Services (CSS)**

- Supplied on disk with the XF Update, XF Single Drive Upgrade, and XF Dual Drive Upgrade for the Atari XF551
- With XF Update, can read:
  - 5.25" SS-DD MS-DOS format 180 KiB floppy disks
  - 5.25" DS-DD MS-DOS format 360 KiB floppy disks
- With XF Single Drive Upgrade or XF Dual Drive Upgrade, can read:
  - 3.5" SS-DD MS-DOS format 360 KiB floppy disks
  - 3.5" DS-DD MS-DOS format 720 KiB floppy disks
- Supports the increased sector density of the 'twister' ST disk formats (10 sectors/track)
- Supports ASCII->ATASCII text conversion

### **BBXFER.COM, version 1.9, by Computer Software Services (CSS)**

- Available on ROM in CSS Black Box/Floppy Board interface combination
- Can read/write:
  - 5.25" SS-DD MS-DOS format 180 KiB floppy disks
  - 5.25" DS-DD MS-DOS format 360 KiB floppy disks
  - 5.25" DS-HD MS-DOS format 1200 KiB floppy disks
  - 3.5" SS-DD MS-DOS format 360 KiB floppy disks
  - 3.5" DS-DD MS-DOS format 720 KiB floppy disks
  - 3.5" DS-HD MS-DOS format 1,440 KiB floppy disks

### **SpartaDOS X, by DLT Ltd.**

- Can read MS-DOS FAT12 (as of SDX 4.46) or FAT16 (as of SDX 4.47) format storage media, including floppy disks and hard disks
- Hardware device must support 512-byte sectors
- SDX detailed elsewhere in this FAQ list

## **7.4) Are there Graphical User Interfaces (GUIs) for the Atari?**

Section started by: Andreas Koch

Other contributors: Mathy van Nisselroy, Kathleen Ferrante

### **G.O.S. by Total Control Systems (David Sullivan)**

- Public domain program released 1986 (written in Action!)

### **Window XL/XE © 1986, by Joerg Forg / Megamania Soft inc.**

- Andreas Koch writes: a Turbo-BASIC XL GUI with some nice add-ons, like calculator, editor and other things.

### **RAOS (Rat Actuated Operating System) by Zobian Controls**

- Marketed 1986/1987 for use with the company's SuperRAT or earlier RAT mouse controllers (neither of which shipped)
- Was to include Z-DOS desktop (DUP.SYS replacement)
- Never shipped

### **XL-TOS by Marc Ebner**

- Published in Atari Magazin, 1987/01 Jan/Feb, with supplements published in issues 3/4-87 Mar/Apr and 5/6-87 May/Jun.
- Andreas Koch writes: the BASIC file, which consists of many data lines creates a short object code file); unfortunately, this GUI only looks good, it loads almost nothing...

### **GOE (cartridge), developed by Total Control Systems (David Sullivan)**

- Written in Assembly
- Promoted by Merrill Ward & Assoc. / Shelly Merrill as "ST Jr." early 1988
- Demo version(s?) released by TCS fall 1988
- Full cartridge version never shipped.



### **Diamond GOS, developed by Reeve Software / ReeveSoft (Alan Reeve)**

(co-marketed by USA Media / Shelly Merrill as "ST Jr." Aug 1988 - Apr 1989)

- Supports: DOS 2.5 and compatible, SpartaDOS, DOS XE
  - Diamond GOS version 1 (1988)
    - Diamond DeskTop 1.0 (disk) DUP.SYS replacement
  - Diamond GOS version 2 (1989) package:
    - Diamond DeskTop 2.0 (cartridge) + Utility Diskette
    - Diamond Programmer's Kit (Programmer's Manual)
    - Diamond Paint (disk)
  - Diamond GOS version 3 (1991) package:
    - Diamond DeskTop 3.0 (cartridge) + utility diskette
    - Diamond Paint (disk)
    - Diamond Write (disk)

### **Atari Desktop, by Piotr Bieniek © 1992 ABC Software (Poland)**

- Andreas Koch writes: includes editors, converters, file copiers, sector copy, tape+turbo tape copy, small games, CMC finder and player and much much more; works with 64 KiB RAM and keyboard input; disk manuals only in Polish language...

### **Screen Aided Management (SAM) by RaindorfSoft for Power Per Post (Germany)**

- It is available in two different versions:
  1. Atari Magazin type-in listings or Lazy Fingers disks (public domain)
  2. Commercial version 2.0 which has many add-ons
- Supports: Atari DOS 2.5
  - V1.25i, 1994 is available from DGS, <http://www.dgs.clara.net/>  
DGS SAM page: <http://www.dgs.clara.net/sam.htm>

### **BOSS-XL by Mirko Sobe (MS Software)**

- Requires 64 KiB XL/XE
- Supports: ATARI-DOS, Turbo-DOS
- Current Version: v4.5 Edition 2000 (primary development 1993-1997)
- System Software:
  - File Manager (Desktop was the BOSS-XL V2.0)
  - BOSS-font editor (XE-version)
  - Icon Editor (XL-/XE-Version)
- Written in Turbo-BASIC XL

### **BOSS-XE by Mirko Sobe (MS Software)**

- Requires 64 KiB XL/XE, 128 KiB or more recommended
- Supports: ATARI-DOS, Turbo-DOS
- Current Version: v8.1 Edition 2000 (developed 1997-2000)
- Written in Turbo-BASIC XL

- System Software:
  - BOSS parameter
  - BOSS-font editor (XE-version)
  - Icon editor (XL / XE version)

### **BOSS-X by Mirko Sobe (MS Software)**

- Requires 128 KiB XL/XE, 256 KiB or more recommended
- Supports: MYDOS 4.50 and above; Atari ST Mouse
- Current Version: 10:33, 2003 (developed 2000-2003)
- Written in Turbo-BASIC XL
- System Software:
  - File Manager
  - BOSS parameter
  - BOSS-font editor (X version)
  - Icon editor (X version for colored symbols)
  - BOSS-X framework
  - Multiple screen savers

### **ST-TOS**

A small BASIC program, that looks like a GUI; it can merely load BASIC files and do a few DOS commands, like lock, unlock, delete and such...

### **BASIC desktop**

A GUI written in BASIC just as a sample, what can be done with an 8-bit computer; this one loads BASIC and text files (maybe also ML files);

### **DCS**

The desktop construction set from Tom Hunt; there are 3 different versions available, a) for DOS 2.5, b) for MyDOS and c) for Sparta-DOS; I have tested the Sparta DOS version, which worked with batch files and could easily load some ML files, text files and BASIC files (which were already on the DCS disk); it also works with high densities and/or hard disk partitions up to 16 MiB and supports subdirs of course; hmm, freeware or shareware ???

### **ATOS - GUI by Tom Hunt/Closer To Home.**

- Let you use any demo or intro as a screen saver!!
- Works with all Atari hardware, BB, MIO and Hard drives, SpartaDOS support
- Let you run files like full games and demos and then return back to the desktop. It uses Overlays.

### **TRS Desktop by Tristesse (By Epi, Pin, Trub) (2005)**

- A graphic user interface for SpartaDOS X to be used with hard drives.
- <http://www.atari8.info/trsdesktop.php>
- [http://trub.atari8.info/sdx\\_files/TRS\\_desktop\\_v09d\\_alfa.zip](http://trub.atari8.info/sdx_files/TRS_desktop_v09d_alfa.zip)

## GUI project demo, by Jonathan Halliday (2012)

- A work in progress

## 7.5) What should I know about R: and T: modem device handlers?

The Atari computer Operating System does not provide a modem device handler. Modems can be connected to the Atari in several different physical ways: via an 850 Interface or equivalent, via a joystick/controller port, or via the SIO port. For each way a modem can be connected to the Atari, application software code specific to that type of modem must be utilized by the computer to communicate with the modem.

Some Atari programs, especially commercial telecommunications programs, simply support one or several specific modem types, incorporating the necessary modem-specific software routines internally.

Some programs, especially earlier public domain / freeware / shareware programs, were released in several versions, each dedicated to a particular modem or modem type.

Finally, as multiple modem types gained popularity, public domain / freeware / shareware authors started abstracting the modem device handling software routine from the rest of their telecommunication programs, allowing for a single version of the main program to work with one or more separately-distributed modem handler routines. Users were then expected to combine an application with an appropriate modem handler in order to create a complete, working telecommunications software package.

This section attempts to list all Atari modem device handler files that can be used in combination with telecommunications programs requiring such a handler.

### 7.5.1) R: modem device handler on 850 Interface ROM

The 850 contains an R: handler, supporting devices R1: through R4:, in its ROM. This R: handler supports the full range of capabilities of the RS-232-C serial interface ports provided by the 850, but is typically used with an RS-232-C serial interface modem.

With no powered disk drive #1 present, the R: handler loads from the ROM of a powered 850 into computer RAM on system startup. An extended beep is emitted through the computer's audio signal as the handler is loaded.

The R: handler can also be loaded from 850 ROM into computer RAM as part of a system Disk Boot or afterward by running a brief software utility for that purpose. Such utilities include:

- AUTORUN.SYS, distributed with Atari DOS 2.0S (1980)
- RS232.COM, distributed with OS/A+ and DOS XL by OSS (1982-1984)
- RS232FIX.COM, distributed with DOS XL by OSS (1982-1984). Explicitly attempts to correct some of the known bugs in the 850 R: handler.
- HANDLERS.SYS, distributed with Atari DOS 3 (1983)
- RS232.AR<sub>x</sub>, distributed with SmartDOS by Rana Systems (1984)
  - Should be renamed RS232.AR1 to be autorun by SmartDOS
  - Supports both warm and cold re-boots of the system
- AUTORUN.SYS, as generated by the Atari DOS 2.5 SETUP.COM utility (1984)
- RS232.COM for SpartaDOS, distributed with ICD SpartaDOS and with the ICD P:R: Connection (1986)
- RS232.SYS for Atari DOS 2, distributed with the ICD P:R: Connection (1986)
- BOOT850.COM, distributed with AMODEM 7.4 and 7.5 by Trent Dudley (1987)
- RDRIVER.SYS, distributed with Atari DOS XE (1988)
- ATARI850.AUT, distributed with MYDOS 4.50
- X850.COM, distributed with ANSITERM by Robert Sinclair (1992)
- PR.COM, distributed with ANSITERM by Robert Sinclair (1992)
- RS232.COM, part of RealDOS
- RS232.COM, part of SpartaDOS X

Special to the P:R: Connection (popular 850 workalike):

- PRC.SYS is an R: handler "translator" distributed with the P:R: Connection by ICD (1986). Allows some telecommunications programs (such as HomePak HomeTerm) with integrated support for 850-based modems, but that do not load or use the internal 850 R: handler, to work with the P:R: Connection.

## 7.5.2) R: modem device handlers for MPP-1000C, MPP-1000E, Supra 300AT, or Volksmodem VM1 with F Cable

- MPPHAND.AUT, Version 1.0, by John S. DeMar, 1983(?) 'Smartmodem and "R:" Device Emulator, for the MPP-1000C Modem'
- MPP 1000C Modem/850 Emulator by Jordan Chilcott. Three versions:
  - MPP850.DRV – MPP Modem Driver REV. 1.0 © 1984 Jordan L. Chilcott, Standard version tested with: AMODEM, AMIS, FORUM. (alias MDRIVE.XMO)
  - SMARTMPP.DRV – MPP Modem Driver REV. 1.0S © 1984 Jordan L. Chilcott  
Also supports "Smartmodem" features of MPP modems.  
(aliases SMDRV.XMO, AMDM6HD.MPP)
  - HOMEMPP.DRV – MPP Modem Driver REV. 1.0H © 1985 Jordan L. Chilcott  
For use with HomePak HomeTerm. (aliases HMDRVE.XMO, HMDRV.XMO)
    - HTM450.XMO – Version modified for 450 baud
    - MPP450.DOC – Documentation by Charles Johnson

- MPP R: Driver
  - DRIVER.REG – MPP R: Driver © 1985
    - DRIVER.HPK – Modified for use with HomePak HomeTerm
  - DRIVER.SML – MPP R: Short Driver © 1985
- 300AT R: Handlers from Supra Corporation, Version 2.x, by Willie Brown and Mark White
  - RDRVR.30A – SUPRA 300A R: Driver v2.2, c1986
    - Full driver, includes a limited set of HAYES SMARTMODEM commands.
  - SRDRVR.30A – SUPRA 300A R: Short Driver v2.0, c1986
    - For BBS users, written to be short and only include the bare essential SIO calls.
- MPPHNDLR.COM, by Trent Dudley, distributed with AMODEM 7.4 and 7.5, 1987.  
"I have rewritten this MPP R: handler to make its relocation routine compatible with SpartaDOS."
- MPP850.HAN, by James Dillow (author of DeTerm MPP), 1988.
- MPP.COM, by Bob Puff, modified version of MPP850.HAN by James Dillow, distributed with BobTerm 1.10 (6/89), 1.20 (4/1990), & 1.21 (4/27/1990)

### 7.5.3) R: modem device handlers for Supra 1200AT

- RDRVR.12A – SUPRA 1200A Driver v1.0 © 1986
- 1200AT R: Handler from SUPRA Corporation Version 2.x, Willie Brown

### 7.5.4) T: modem device handler on 1030 Modem ROM

In addition to the ModemLink software program, the 1030 Modem ROM also contains the T: modem device handler that can be loaded and utilized by user programs apart from ModemLink.

The T: device handler does not use the SIO protocol for data transmission with the computer, creating potential conflict with other devices connected via SIO that also don't use the SIO protocol, including the C: cassette handler built into the Atari OS. Consequently, there should be no program recorder attached to the system when using a T: modem device handler.

The handler supports tone dialing, but is not self-relocating, and thus must be loaded before Atari BASIC is initialized. Extensive T: handler details published by Russ Wetmore: <http://www.atarimagazines.com/v4n4/1030modem.html>

Utilities to load the T: handler from the 1030 ROM include:

- AUTO1030.SYS, by Russ Wetmore for Antic, August 1985 (alias THANDLR1.030)
- BOOT1030.COM, by Trent Dudley, distributed with AMODEM 7.4 and 7.5, 1987

### 7.5.5) T: modem device handlers for both 835/1030 (& XM301) and 850-based Modems

- '835/850 Handler' (alias AUTO1030.OBJ) by AMODEM author Jim Steinbrecher, distributed with his Atari MODEM-835/850 Ver. 4.2, 01-15-84
- TSHANDL.OBJ, by Ken Fowkes, is the T: handler code extracted from his DiskLink program (1984).

### 7.5.6) T: modem device handlers for the 1030/XM301 Modems

- HANDLER.OBJ, by Atari, distributed with the XM301 modem on the XE Term disk. A slight superset of the 1030 ROM T: handler; it too supports tone dialing but is likewise not self-relocating. Shipped fall 1985.

### 7.5.7) T: modem device handlers for the 835/1030/XM301 Modems

- THANDLER.COM, by Trent Dudley, distributed with AMODEM 7.4 and 7.5, 1987. A self-relocating version of the Atari XE Term T: handler.

### 7.5.8) R: modem device handlers for both 850-based and 835/1030/XM301 Modems

- R.BIN, by Joe Miller (Joseph B. Miller III) and Russ Wetmore for Star Systems Software, 1984/5(?)  
"A combined handler for 850-based and 835/1030 modems...an extensive modification of Joe Miller's (Joseph B. Miller III) original handler from his...TSCOPE. While TSCOPE uses a "T:" handler (standard for 835/1030 modems), R.BIN is installed as an "R:" device." Self-relocating. Does not support tone dialing on the 1030.
- RHANDLR1.030 is identical to R.BIN but also executes RUN "D:MENU" after loading (perhaps for a disk of the month for an Atari user group).
- 'RHANDLER2' (RHANDLR2 or RHAND2.BIN or RHAND2.AUT or ANO835) is a slightly modified version of R.BIN which also executes the BASIC command RUN"D:\*.RUN" after loading.
- RHAN1030.AUT and RHAND3.BIN are two different derivatives of 'RHANDLER2' where the provision to RUN"D:\*.RUN" after loading has been removed.
- ATARISRS.232, by JM/RW, is the R.BIN driver code extracted from VT-10-Squared, and then distributed with OmniCom, 1986-1987
- RBIN1030.BIN / RHANDLER.COM / R1030.XMO, by JM/RW/MG, are derivatives of ATARISRS.232, possibly/probably modified for SpartaDOS compatibility by Mike Gustafson. Distributed with AMODEM 7.4 and 7.5, 1987

## 7.5.9) R: modem device handlers for the 1030/XM301 Modems

- SMARTT.COM, V7.14.86 by Joe Hitchens (author of VTERM)
- HANDLER.XM, by James Dillow (author of DeTerm XM301) (1988?)
- XM850.HAN, by James Dillow, based on his HANDLER.XM (1988?)

## 7.5.10) R: modem device handlers for the 835/1030/XM301 Modems

- XM.COM, by Bob Puff, modified version of XM850.HAN by James Dillow, distributed with BobTerm 1.10, 6/1989
- XM.COM (re-written), by Bob Puff, distributed with BobTerm 1.20 (4/1990) and 1.21 (4/27/1990)

## 7.5.11) R: modem device handlers for the R-Verter/SupraVerter Modem Adapter (SIO)

Note that handlers designed for the Atari SX212 Modem via SIO may also work with the R-Verter/SupraVerter.

- The A.I.D. R-Verter was distributed with 4 different R: handler versions, originally written by Royce W. Powell, © April, 1984 by A.I.D.:
  - RHAND1.OBJ - R: handler supporting DSR & RD
    - nearly identical: RVDOSXL.COM (version for DOS XL?)
  - RHAND1C.OBJ - R: handler supporting DSR & CD
  - RHAND2.OBJ - R: handler supporting DSR & RD and translation tables
  - RHAND2C.OBJ - R: handler supporting DSR & CD and translation tables
- RVHAND.XMO or RVHAND.OBJ, by Ron Hodges, for use with HomePak HomeTerm. A re-assembly of the file RHAND1C.SRC supplied with the R-Verter, but starting at a lower address (\$1D00). (alias RVERTER.HND)
- BOB-Verter 2.4 Fast Handler (RVERTER.COM), by Robert Puff, 10/16/89. Explicitly supports both the SX212 Modem (via SIO) and the R-Verter/SupraVerter interface cable. Distributed with BobTerm 1.20 & 1.21

## 7.5.12) R: modem device handler for the Datatari serial interface cable

- BTDATARI.COM, by ABBUC ev, specifically for use with BobTerm

## 7.5.13) R: modem device handlers for the SX212 Modem connected via SIO

Note that handlers designed for the Atari SX212 Modem via SIO may also work with the R-Verter/SupraVerter.

- The SX-212 Companion!, by Marc Ingle and Tom Neitzel of S\*P\*A\*C\*E, based on the R-Verter R: handler, specifically to bring SX212 support to 850 Express! version 3.00p by Keith Ledbetter. Modifications by Tom Neitzel and Marc Ingle. December, 1987. Two versions:
  - LOADER.LOW (aliases: SX212A or SX212A.COM)  
This version loads at \$1D00 and works with most DOSes in their standard configuration (generally 2 or 3 drives, with a LOMEM of \$1D00 or lower).
  - LOADER.HI (alias: SX212A.HI)  
This version loads at \$2000 and allows more memory for drive buffers but will reduce your terminal buffer by about 750 bytes.
- SX\_RHAND.COM, author/distribution unknown
- SX212HND.COM (alias SX212HND.OBJ), SX212 R: Handler V1.0 by Trent Dudley, 1987?
- HANDLER.OBJ, by Paul Swanson, distributed with Atari SX Express!, 1988
- SX212 ATH handler (SX212ATH.COM), by James Dillow (author of DeTerm SX212), 1988. (Distributed with AtariLink BBS.)
  - SX.COM is a modified version by Bob Puff, distributed with BobTerm 1.10, 6/1989
- BOB-Verter 2.4 Fast Handler (RVERTER.COM), by Robert Puff, 10/16/89. Explicitly supports both the SX212 Modem (via SIO) and the R-Verter/SupraVerter interface cable. Distributed with BobTerm 1.20 & 1.21
- SX.COM, by Robert Sinclair, distributed with ANSITERM, 1992

## 7.5.14) R: modem device handlers for the ATR8000 interface by SWP

- MYDOS 3.1x versions have an integrated ATR8000 R: handler
- MYDOS 4.50 includes:
  - ATR232.AUT - RS-232 driver for the ATR8000
  - ATR232HD.AUT - RS-232 driver for ATR8000 with ATR hard disk interface
- SpartaDOS from ICD (disk versions) shipped with an R: handler for the ATR8000 called: AT\_RS232

## 7.5.15) R: modem device handlers for the Multi I/O board (MIO) by ICD

The MIO includes its own 850 R: handler emulator in ROM, which does not need to be loaded into computer RAM in order to function. Depending on the ROM version, this handler may or may not fully support the hardware flow control capability of the MIO hardware.

- HYPERSPD.MIO HyperSpeed RS-232 accelerator Version 1.3a for Multi I/O, Copyright 1995, 1997 by Lenard R. Spencer. Full 19,200-bit throughput with hardware flow control.



## 7.5.16) R: modem device handlers for the Black Box interface by CSS

The Black Box includes its own 850 R: handler emulator in ROM, which does not need to be loaded into computer RAM in order to function. This handler supports the hardware flow control capability of the Black Box.

- HYPERSPD.BB HyperSpeed RS-232 accelerator Version 1.3a for Black Box, Copyright 1995, 1997 by Lenard R. Spencer. Full 19,200-bit throughput with hardware flow control.

*This page intentionally left blank*

# Chapter 8

# Software

## 8.1) How may a program behave on NTSC / PAL / SECAM computer versions?

Every Atari computer unit is designed for compatibility with either the NTSC, PAL, or SECAM analog color video encoding standards. Some functional characteristics vary among these versions of the computers, so that software may behave differently depending upon whether the computer it is run on is an NTSC, PAL, or SECAM computer.

PAL B and PAL I Atari computers differ only in the TV channel frequencies used by the RF signal produced. So in terms of software compatibility, all PAL Atari computers are indistinguishable.

The FGtIA found in SECAM Atari computers is designed to be 100% software compatible with the PAL GTIA. This fact, along with the fact that SECAM computer models include a PAL ANTIC, mean that the PAL and SECAM versions of the Atari computers are completely software compatible, but with one practical exception: in GTIA Graphics Mode 1 (BASIC Graphics mode 9), while the GTIA can display 16 distinct luminances, the FGtIA can only display 8 distinct luminances.

Thus the situation essentially simplifies down to just two sets of Atari computers that may have potential software compatibility issues between them: NTSC computers vs. PAL/SECAM computers. What might happen if you run a software program designed with an NTSC Atari on a PAL or SECAM Atari, or a program designed with a PAL or SECAM Atari on an NTSC Atari?

There are a number of possibilities:

1. The program may run faster or slower than intended.
2. The program may exhibit some sort of "screen flickering" effect.
3. The system may crash.
4. The colors displayed by the program are not what was intended.
5. The program may explicitly refuse to run on incorrect hardware.
6. The program may not load correctly at all.
7. The program may run fine on both NTSC and PAL/SECAM machines.

### 8.1.1) The program may run faster or slower than intended

In order to work with the different timings of the NTSC and PAL/SECAM video signal standards, components of the NTSC versions of the Atari computers run at slightly different speeds than they do on PAL/SECAM Atari computers. Software timing that is based exclusively on the 6502 clock rate would thus run nearly 1% faster/slower on the opposite type of Atari. This effect, while small, can be significant in applications that are computation- or timing-sensitive, such as music players, or in any programs designed to simulate real time.

The screen refresh rate of the PAL/SECAM Atari computer is considerably slower than that of the NTSC Atari. A software routine that operates as a Vertical Blank Interrupt (VBI), executed during the times between screen frame refreshes, is thus executed at considerably different frequencies on NTSC machines vs. PAL/SECAM machines. Based on this effect alone, a VBI programmed on an NTSC machine would run 16.8% slower on PAL/SECAM machines. Conversely, a VBI programmed on a PAL/SECAM machine would run 20.2% faster on NTSC machines.

$$59.92 \text{ Hz} - 49.86 \text{ Hz} = 10.06 \text{ Hz}$$

$$10.06 \text{ Hz} / 59.92 \text{ Hz} = 16.8\%$$

$$10.06 \text{ Hz} / 49.86 \text{ Hz} = 20.2\%$$

These calculations ignore the above-mentioned 6502 clock rate differences, which would also come into play.

### 8.1.2) The program may exhibit some sort of "screen flickering" effect

The ANTIC display list is the software program responsible for the video display, horizontal scan line by horizontal scan line. There are 262 lines available in the (non-interlaced) NTSC video signal, while there are 312 lines available in the (non-interlaced) PAL/SECAM video signal. If software written on a PAL/SECAM machine sets up an ANTIC display list that is made up of more scan lines than are available in the NTSC video standard, the program will exhibit a "screen flickering" effect if run on the NTSC Atari.

### 8.1.3) The system may crash

NTSC and PAL/SECAM machines have different numbers of machine cycles available for execution of software routines designed as vertical blank interrupts (VBIs).

An Immediate VBI must complete execution within the number of machine cycles available during the vertical blank time:

NTSC: 2,508 machine cycles

(262 NTSC scanlines - 240 Atari scanlines) \* 114 cycles/scanline

PAL/SECAM: 8,208 machine cycles

(312 PAL/SECAM scanlines - 240 Atari scanlines) \* 114 cycles/scanline

$$8,208 - 2,508 = 5,700$$

PAL/SECAM machines have a total of 5,700 more machine cycles available for Immediate VBIs than are available on NTSC machines.

A Deferred VBI must complete execution within the number of machine cycles available from one vertical blank to the next. The number of machine cycles available for a Deferred VBI depends upon the ANTIC Display List in use, but the upper limit may be derived from the total number of machine cycles per frame:

NTSC: 29,859 machine cycles / frame

PAL/SECAM: 35,568 machine cycles / frame

$35,568 - 29,859 = 5,709$

PAL/SECAM machines could have as many as 5709 more machine cycles available for Deferred VBIs than are available on NTSC machines.

If there are not enough machine cycles available on an NTSC machine to execute a VBI that was developed on a PAL/SECAM machine, the NTSC system will crash.

#### 8.1.4) The colors displayed by the program are not what was intended

When utilizing ANTIC graphics modes 2, 3, or F, NTSC Atari computers exhibit unique color artifacting effects that are not present on PAL/SECAM Atari computers. (Artifacting is discussed elsewhere in this FAQ list.) As a result, software that utilizes one of these high-resolution graphics modes can appear to be using very different colors on NTSC machines in comparison to PAL/SECAM machines.

Also, the additional color frequency generation circuitry present in PAL/SECAM machines produces a color palette that is similar to, though different from, the color palette of NTSC Atari computers. These differences are subtle enough that they are generally not problematic.

#### 8.1.5) The program may explicitly refuse to run on incorrect hardware

Software may be designed to determine whether the Atari is NTSC or PAL/SECAM, and refuse to run if the hardware present does not match what is expected.

#### 8.1.6) The program may not load correctly at all

This would mostly likely result from copy protection techniques based upon precise hardware timing associated with disk drives, cassette recorders, or components of the computer itself, where the timing was not anticipated to vary depending upon NTSC vs. PAL/SECAM hardware.

According to Jindroush (26-Feb-2002), two examples of programs that run on NTSC machines but not PAL/SECAM machines as a result of timing-based copy protection techniques (probably based on vblank timing) are Transylvania and The Quest, both by Penguin Software.

## 8.1.7) The program may run fine on both NTSC and PAL/SECAM machines

Either the differences are too slight to matter, or the software may be sophisticated enough to detect NTSC vs. PAL/SECAM hardware, as described above, and act accordingly.

An example of a program that alters its behavior depending upon detection of NTSC versus PAL/SECAM is Ghostbusters by Activision (checks the GTIA type).

## 8.1.8) Bottom line

Software written for NTSC machines (North America) will (almost) always work on PAL/SECAM machines (Europe), but software designed on PAL/SECAM machines sometimes won't work as intended on NTSC machines.

Replacing the NTSC ANTIC chip in an NTSC Atari with a PAL ANTIC changes the screen refresh rate to 50 Hz, allowing most of the PAL/SECAM-only European software to run on a North American NTSC Atari. However, make sure your display device can support a 50 Hz video refresh rate first!

North American Atari users might also obtain and use real European PAL or SECAM Atari machines, with a similar caveat concerning the display device.

## 8.2) What programming languages are available for the Atari?

Freddy Offenga has compiled a comprehensive list of programming languages produced for the 8-bit Atari. Please visit:

<http://www.ataripreservation.org/websites/freddy.offenga/langlist.txt>

[Text retrieved on Sept 29, 2017]

What programming languages are available for the Atari 8-bit computers?

Atari 8-bit computers are: Atari 400, 800, 600XL, 1200XL, 800XL, 130XE, 65XE, 800XE, XEgs.

Current version : 2.3

Last changed at : 2013-4-5

Maintainer: Freddy Offenga

URL: <http://www.ataripreservation.org/websites/freddy.offenga/langlist.txt>

Email: info at ataripreservation dot org

The goal is to give information about all available languages for the Atari 8-bit computer. This information includes: title, last version, author, date and a short description. It would also be nice to know how to get it and where to get more information (like reference cards, reviews and such).

There are quite a lot! To get some structure in this section it's divided into the following categories;

1. ASSEMBLER
2. BASIC
3. C
4. PASCAL
5. LISP
6. FORTH
7. PILOT
8. LOGO
9. All the rest

The following format is used:

<b>Language title (medium)</b>	
Version, Year	version, year
Author/Company	author/company
Availability	where/how to get it
Package	programs, documentation
Features	main features
Description	description

The question marks (?) indicate that more information is required about that topic.

#### Credits

- The Multi-lingual Atari, Analog magazine 45, August 1986
- A bunch of manuals
- Some copy-pasted lines from the Atari 8-bit newsgroup
- umich (University of Michigan Atari archive)
- David Wyn Davies (PL65)
- Kevin Savetz (APX titles)
- Maury Markowitz
- Michael Current
- JT (ValForth)
- Andreas Magenheimer
- Winston Smith
- Carsten Strotmann
- Brad Arnold
- Tomasz Krasuski
- Piotr Fusik
- Charles W. Marslett



## Revision history

### 2.3 - 2013-4-5

- Updated/checked all BASIC entries

### 2.2 - 2013-3-23

- Updated/checked all entries in the assembler section

### 2.1

All these additions and edits by Michael Current:

- 2012.05.20 Advan BASIC availability, author, release year, thanks James
- 2011.02.20 Quick Assembler clarifications from Tomasz Krasuski
- 2009.02 edits: The BASIC Compiler; BASIC XE; Microsoft BASIC; Microsoft BASIC II; CLSN Pascal; Logo; PILOT; Action!, Kyan Pascal, Lightspeed C versions from Atari Explorer magazines
- 2006.01.16 added: Xasm 3.0.0, 2005 from Piotr Fusik

### 2.0

- Added Atari Pilot info from Brad Arnold

### 1.9

- X-Assembler updated
- Added "QS FORTH" info from Winston Smith
- Added FORTH section work from Michael Current (thanks to Carsten Strotmann) (see also: <http://www.strotmann.de/twiki/bin/view/APG/LangForth>)
- Several updates in the assembler section

### 1.8

Thanks to Adreas Magenheimer for these updates:

- Added "Mesa-Forth"
- Added "130XE Assembler 4.32"
- Updated "SynAssembler"

### 1.7

Thanks to Maury Markowitz for these updates:

- Updated "A BASIC Compiler"
- Added "Der BASIC Compiler", "MMG BASIC Compiler"
- Added "Frost BASIC", "TT-BASIC XL"

### 1.6

Synchronized with Atari 8-bit FAQ May-2002 :

- Added "X-Assembler"
- Added "CTH Fast Basic"
- Added availability for "Deep Blue C"
- Added availability for "Atari Pascal"
- Ignored changes "Kyan Pascal" (need more info)
- Updated "ValForth"
- Updated "Extended fig-Forth"
- Updated "fun-Forth"

- Added "Extended WSFN"
- Removed e-mail addresses
- Added availability for "A65"
- Updated "PL65"

1.0 .. 1.5

Changes not noted.

Old versions are available on request.

## 8.2.1) ASSEMBLER

### 130XE Makro Assembler (disk)

Version, Year	4.32, ?
Author/Company	Torsten Karwoth
Availability	freeware, ABBUC PD #297
Package	assembler, editor, menu, monitor, batch enhancement, linker/packer
Features	macros
Description	Two pass 6502 assembler with integrated menu, editor and monitor shell for 128 KB RAM Ataris. Source format is derived from Atmas Makroassembler.

### 130XE+ Makro Assembler (disk)

Version, Year	2.2, 1992
Version, Year	2.1, 1991
Author/Company	Torsten Karwoth
Availability	freeware
Package	assembler, editor, menu, monitor, batch enhancement, linker/packer
Features	macros
Description	New version with 128 KB – 1,088 KB RAM support. Two pass 6502 assembler with integrated menu, editor and monitor shell. Needs extra RAM banks. Source format is derived from Atmas Makroassembler.

### A65 (disk)

Version, Year	1.2, 1989
Version, Year	1.0, 1984 (first version)
Author/Company	Charles Marslett, WORDMARK Systems
Availability	abandonware, <a href="http://www.wordmark.org/">http://www.wordmark.org/</a>
Package	assembler, manual
Features	source include
Description	Two pass 6502 assembler. Source format is based on the Atari Macro Assembler. Assembler source included.

### Alfasm, Turbo-Assembler/16 (disk)

Version, Year	1.0, 1990
Author/Company	Jeff Williams, DataQue Software
Availability	<a href="http://gury.atari8.info/details_software/1172.htm">http://gury.atari8.info/details_software/1172.htm</a>
Package	assembler, docs
Features	source include
Description	Two pass 6502/65816 assembler.

### Assi (download)

Version, Year	0.0.41, 2000
Author/Company	MacFalkner
Availability	-
Package	assembler, file linker
Features	source include, data include, code relocation
Description	Cross assembler for Win32. Source code is highly compatible with Atmas for the Atari.

### Atari Assembler/Editor (cart)

Version, Year	1.0, 1981
Author/Company	Atari, Shepardson Microsystems (Kathleen O'Brien)
Availability	CXL4003
Package	assembler, editor, monitor, manual
Features	-
Description	Two pass 6502 assembler with integrated editor/monitor <a href="http://en.wikipedia.org/wiki/Atari_Assembler_Editor">http://en.wikipedia.org/wiki/Atari_Assembler_Editor</a>

### Atari Macro Assembler (disk)

Version, Year	1.0C, 1981
Author/Company	Atari, APX
Availability	?
Package	assembler, editor, debugger, manual
Features	macros, source include
Description	Two pass 6502 assembler.

### ATasm (disk)

Version, Year	1.07, 2010
Version, Year	0.90, 1999 (first version)
Author/Company	Mark Schmelzenbach
Availability	<a href="http://atari.miribilist.com/atasm/index.html">http://atari.miribilist.com/atasm/index.html</a>
Package	assembler
Features	macros, source include, optionally target .XFD disk images and machine state files (Atari800 / Atari800Win), conditional assembly.
Description	Two pass 6502 portable cross assembler. Mostly compatible with MAC/65.

<b>Atmas Makroassembler (disk)</b>	
Version, Year	2, 1985
Author/Company	Peter Finzel, Hofacker
Availability	?
Package	assembler, editor, monitor, manual
Features	macros
Description	Two pass 6502 assembler with integrated editor/monitor.

<b>Bibo Assembler (disk)</b>	
Version, Year	1.0, 13/12/1986
Author/Company	E.Reuss, Compy-shop
Availability	<a href="http://wiki.strotmann.de/wiki/Wiki.jsp?page=BiboAssembler">http://wiki.strotmann.de/wiki/Wiki.jsp?page=BiboAssembler</a>
Package	assembler, editor, monitor
Features	source include, data include
Description	Two pass 6502/65c02 assembler with integrated editor/monitor.

<b>Datasm/65 assembler (disk)</b>	
Version, Year	2.0, 1981
Author/Company	DataSoft Inc.
Availability	?
Package	assembler, editor, menu, manual
Features	-
Description	Two pass 6502 assembler.

<b>EASMD (disk)</b>	
Version, Year	1.0, 1981
Author/Company	OSS
Availability	?
Package	assembler, editor, monitor
Features	-
Description	Two pass 6502 assembler with integrated editor/monitor. Edit/ASseMble/Debug. Enhanced version of the Atari Assembler Editor.

<b>Fast Assembler (disk)</b>	
Version, Year	1.5, 1995
Author/Company	MMMG Soft (Marek M.M. Goderski)
Availability	?
Package	assembler, editor, disassembler
Features	Compatible with Quick Assembler v1.0.
Description	-

### **Kasm65 (disk)**

Version, Year	2.51, 1997
Author/Company	Ken Siders
Availability	<a href="http://atari.kensclassics.org/a8programming.html">http://atari.kensclassics.org/a8programming.html</a>
Package	assembler, editor, linker, docs
Features	macros, relocation, source include, conditional assembly
Description	Two pass 6502 assembler. Relocatable object files are compatible with ra65. Source format is derived from the Atari Macro Assembler.

### **MA65 Macro Assembler**

Version, Year	1.6, 2000
Author/Company	Jonathan Halliday, RIF
Availability	<a href="http://www.atari8.co.uk/ma65/default.html">http://www.atari8.co.uk/ma65/default.html</a>
Package	assembler, documentation and source code
Features	macros, conditional assembly, include directive
Description	<a href="http://www.atari8.co.uk/ma65/default.html">http://www.atari8.co.uk/ma65/default.html</a>

### **MAC/65 Macro Assembler (disk | cart)**

Version, Year	1.02, 1984 (black cart?)
Version, Year	1.01, 1984 (black cart)
Version, Year	1.00, 1984 (orange cart)
Author/Company	Stephen D. Lawrow, Jim Dunion, OSS
Availability	?
Package	assembler, editor, monitor, manual
Features	macros, source include
Description	<a href="http://en.wikipedia.org/wiki/MAC/65">http://en.wikipedia.org/wiki/MAC/65</a>

### **MAC/65 Macro Assembler (disk)**

Version, Year	4.20, 1994
Version, Year	4.20 demo version 1982, 1994 ?
Author/Company	Stephen D. Lawrow, Jim Dunion, OSS/Fine Tooned Engineering
Availability	?
Package	?
Features	-
Description	<a href="http://en.wikipedia.org/wiki/MAC/65">http://en.wikipedia.org/wiki/MAC/65</a>

### **MAE (disk)**

Version, Year	.96, 1996
Author/Company	John Harris
Availability	<a href="http://www.umich.edu/~archive/atari/8bit/Languages/Assembly/">http://www.umich.edu/~archive/atari/8bit/Languages/Assembly/</a>
Package	assembler, menu, editor, monitor, docs
Features	macros, source include, data include, conditional assembly
Description	Two pass 6502/65816 assembler with integrated editor/monitor. Extra RAM supported.

<b>NASM65 (disk)</b>	
Version, Year	?, 1992
Author/Company	Nat!
Availability	?
Package	assembler, linker, librarian
Features	macros, relocation, source include
Description	One pass 6502 portable cross assembler (initially for the ST). Highly compatible with MAC/65.

<b>PC-65 (disk)</b>	
Version, Year	1.0 beta, 1996
Author/Company	Jan Feenstra & Freddy Offenga
Availability	-
Package	assembler
Features	macros, source include, data include, boundary directive
Description	Two pass 6502 cross assembler for PC/DOS. The source format is highly compatible with the ST-65 assembler.

<b>Quick Assembler (disk)</b>	
Version, Year	1.0, 1991
Author/Company	Janusz B. Wisniewski, L.K.Avalon
Availability	<a href="https://preview.tinyurl.com/y2tnlb8a">https://preview.tinyurl.com/y2tnlb8a</a>
Package	assembler, editor, menu, debugger
Features	source include
Description	Two pass 6502 cross assembler with integrated editor. Very user-friendly menu environment.

<b>Ra65 (disk)</b>	
Version, Year	1.0, 1989
Author/Company	John R. Dunning
Availability	public domain, <a href="https://preview.tinyurl.com/yy4z5y56">https://preview.tinyurl.com/yy4z5y56</a>
Package	assembler, linker, librarian part of cc65 (c-compiler)
Features	-
Description	

<b>Synassembler (disk   cart)</b>	
Version, Year	4.0, 1982
Author/Company	Steve Hales, Synapse Soft
Availability	<a href="http://idiology.com/8b/bacardi/Synapse/SynAssembler.zip">http://idiology.com/8b/bacardi/Synapse/SynAssembler.zip</a>
Package	assembler, editor, monitor, manual
Features	source include
Description	Two pass 6502 assembler. An Adaptation by Steve Hales of the S.C. Assembler II. <a href="https://preview.tinyurl.com/yxue5ust">https://preview.tinyurl.com/yxue5ust</a>

<b>ST-65 (disk)</b>	
Version, Year	3.1(e), 1991
Author/Company	A. Stauffenberg, F. Offenga
Availability	<a href="https://preview.tinyurl.com/y23rnczj">https://preview.tinyurl.com/y23rnczj</a>
Package	assembler, menu shell, manual
Features	macros, conditional assembly, source include, data include, boundary directive
Description	Two pass 6502/65c02 cross assembler for the Atari ST written in 68000 assembly. <a href="https://preview.tinyurl.com/y23rnczj">https://preview.tinyurl.com/y23rnczj</a>

<b>Xasm</b>	
Version, Year	3.0.2, 2009 (Windows)
Version, Year	2.6.1, 2005 (DOS)
Version, Year	2.0, 1998 (first version)
Author/Company	Piotr Fusik
Availability	<a href="http://xasm.atari.org">http://xasm.atari.org</a>
Package	assembler, docs
Features	conditional assembly, source include, binary include, pseudo commands, pseudo addressing modes
Description	Two pass 6502 cross assembler for DOS/Windows. The source format is backward compatible with Quick Assembler.

## 8.2.2) BASIC

<b>A BASIC Compiler (disk)</b>	
Version, Year	1.05, 1987
Version, Year	1.03, 1983
Version, Year	1.02, 1983
Author/Company	Monarch Data Systems
Availability	?
Package	BASIC compiler
Features	single-pass compiler translates Atari BASIC into p-code.
Description	-

<b>Advan BASIC (disk)</b>	
Version, Year	N/A, 1985
Author/Company	Advan Language Designs (William Graziano)
Availability	<a href="http://advan.atarinet.com/">http://advan.atarinet.com/</a>
Package	BASIC compiler
Features	-
Description	Unprotected version released by the author <a href="http://advan.atarinet.com/">http://advan.atarinet.com/</a>

<b>Atari BASIC (cart)</b>	
Version, Year	REV. C, 1983
Author/Company	Atari
Availability	CXL4002, standard ROM in Atari XL/XE
Package	BASIC interpreter, manual
Features	pretty plain BASIC implementation
Description	-

<b>Atari Microsoft BASIC (disk)</b>	
Version, Year	1.0, 1981
Author/Company	developed by Microsoft, published by Atari
Availability	CX8126
Package	BASIC interpreter released for the Atari 800
Features	Based on the full language level of Microsoft BASIC
Description	Shows 'Atari 800 BASIC V1.0' at startup.

<b>Atari Microsoft BASIC II (cart + extensions disk)</b>	
Version, Year	2.0, 1983
Author/Company	developed by Microsoft, published by Atari
Availability	AX2025 box contains: <ul style="list-style-type: none"> <li>• Microsoft BASIC II Programming Language cart. RX8035</li> <li>• Microsoft BASIC II Extension Diskette DX5046</li> <li>• [User's Guide] C061251 REV. A (1982)</li> <li>• Reference Manual C061257 REV. A (1983)</li> <li>• Quick Reference Guide C061253 REV. A (1982)</li> </ul>
Package	BASIC interpreter
Features	Based on the full language level of Microsoft BASIC
Description	"Programs developed under the diskette-based version of Atari Microsoft BASIC can be run using Atari Microsoft BASIC II."

<b>BASIC A+ (disk)</b>	
Version, Year	3.05, 1983?
Author/Company	OSS
Availability	?
Package	BASIC interpreter, OS/A+, EASMD (Assembler/Editor)
Features	-
Description	<a href="http://en.wikipedia.org/wiki/BASIC_A%2B">http://en.wikipedia.org/wiki/BASIC_A%2B</a>



### **BASIC XL (cart)**

Version, Year	?, ?
Author/Company	OSS
Availability	?
Package	BASIC interpreter
Features	-
Description	-

### **BASIC XE (cart + extensions disk)**

Version, Year	4.1, 1985
Author/Company	OSS
Availability	?
Package	BASIC interpreter
Features	requires XL/XE; supports 130XE extended memory
Description	-

### **CTH Fast Basic (disk)**

Version, Year	?
Author/Company	Tom Hunt/Closer to Home
Availability	PD, Freeware or Shareware;
Package	language plus several test files and examples; english docs;
Features	faster than Atari Basic, not much slower than TB, does not use Ram under OS;
Description	Available at Tom Hunt's homepage or elsewhere...

### **Der BASIC Compiler (disk)**

Version, Year	1.4, 1983
Author/Company	Datasoft
Availability	?
Package	BASIC compiler
Features	-
Description	Likely to be a German release of 'The BASIC Compiler'?

### **Frost BASIC (?)**

Version, Year	1.4, 1985
Author/Company	Frank Ostrowski, Happy Computer (magazine)
Availability	?
Package	BASIC interpreter, compiler
Features	-
Description	Version of Turbo Basic XL that runs on 48k machines (400/800).

<b>MMG BASIC Compiler 2.0 (disk)</b>	
Version, Year	2.0, 1984
Author/Company	Special Software Systems
Availability	?
Package	BASIC compiler
Features	-
Description	It appears that this is a newer version of Der BASIC Compiler, licensed to MMG Micro Software (needs to be checked).

<b>The BASIC Compiler (disk)</b>	
Version, Year	1.4, 1983
Author/Company	Datasoft
Availability	?
Package	BASIC compiler
Features	four-pass compiler; compiles Atari BASIC programs into 6502 machine language; produces DATASM compatible assembler files
Description	-

<b>TT-BASIC XL (disk)</b>	
Version, Year	2.11, 1985
Author/Company	Frank Ostrowski, Happy Computer (magazine)
Availability	?
Package	BASIC interpreter, compiler
Features	-
Description	Published in the German Happy Computer (magazine). Appears to be a newer version of Turbo Basic XL.

<b>Turbo Basic XL (disk)</b>	
Version, Year	1.5, 1985
Author/Company	Frank Ostrowski, Happy Computer (magazine)
Availability	?
Package	BASIC interpreter, compiler (V1.1)
Features	-
Description	Published in the German Happy Computer (magazine).

## 8.2.3) C

<b>ACE C (disk)</b>	
Version, Year	?
Author/Company	Jack Palevich (John H. Palevich) & Ralph Walden
Availability	?
Package	?
Features	-
Description	This is a newer version of 'Deep Blue C'.

### C/65 (?)

Version, Year	?
Author/Company	OSS
Availability	?
Package	?
Features	-
Description	Probably derived from Dr. Dobbs "Small C". Compiles to 6502 code which emulates the 8080 instruction set.

### C65 (?)

Version, Year	?
Author/Company	Keith Ledbetter
Availability	?
Package	?
Features	good macro assembler
Description	This compiler does not support structs.

### CC65 (disk)

Version, Year	1989
Author/Company	John R. Dunning
Availability	umich archive, <a href="https://preview.tinyurl.com/y45tskku">https://preview.tinyurl.com/y45tskku</a>
Package	compiler, linker, assembler, librarian
Features	-
Description	Public domain compiler. Also used as cross compiler. Relocatable object linkage files, and the most thorough K&R C for the 8-bit. Comes with an relocatable assembler.

### CC8 (disk)

Version, Year	2.3
Author/Company	Jack Palevich (John H. Palevich) & Steve Kennedy
Availability	?
Package	Compiler
Features	-
Description	ACE C with more "real" C support (e.g. arrays of pointers to structs). Requires ACE C runtime libs and linker.

<b>Deep Blue C (disk)</b>	
Version, Year	1.2, 1982
Author/Company	Jack Palevich (John H. Palevich), APX
Availability	<a href="http://www.atariarchives.org/APX/showinfo.php?cat=20166">http://www.atariarchives.org/APX/showinfo.php?cat=20166</a> Source code "Deep Blue Secrets" downloadable at <a href="http://www.atariarchives.org/APX/showinfo.php?cat=20179">http://www.atariarchives.org/APX/showinfo.php?cat=20179</a>
Package	Compiler, Linker
Features	-
Description	Deep Blue C was originally an independent product, but it then became available from APX. It converts C to pseudo-code and then interprets the pseudo code (8080 instruction set emulation). Drawn from Ron Cain's public domain C-compiler (Small-C).

<b>DVC C (disk)</b>	
Version, Year	1.05, 1985
Author/Company	Ralph E. Walden
Availability	?
Package	Editor, Compiler, Optimizer, Linker
Features	Quite user-friendly program
Description	The compiler generates special object files (.CCC) which can be optimized and linked. The package uses a special DOS called DVC DOS which contains runtime stuff.

<b>LightSpeed C (disk)</b>	
Version, Year	1.08, 1986
Version, Year	3.0, 1988
Author/Company	Clearstar Softechnology
Availability	?
Package	Compiler, Optimizer, Linker
Features	-
Description	Runs under CLI DOS's and MENU DOS's.

<b>Tiny-C</b>	
Version, Year	?
Author/Company	OSS
Availability	?
Package	?
Features	-
Description	First sold C compiler by OSS. This compiler was used to compile itself! First true language "bootstrap" on any 8-bit machine (it was also available for Apple and CP/M machines). Derived from Dr. Dobbs "Small C". Compiles to 6502 code which emulates the 8080 instruction set.

## 8.2.4) PASCAL

### Atari Pascal (disk)

Version, Year	1.0, 1982
Author/Company	APX
Availability	APX-20102, Information at <a href="http://www.atariarchives.org/APX/showinfo.php?cat=20102">http://www.atariarchives.org/APX/showinfo.php?cat=20102</a>
Package	?
Features	-
Description	Requires two drives.

### CLSN Pascal (disk)

Version, Year	1989?
Author/Company	CLSN Software
Availability	?
Package	editor, compiler
Features	generates 6502 machine code
Description	Requires 128K XL/XE

### Draper Pascal (disk)

Version, Year	2.1, 1989
Author/Company	Norm Draper
Availability	?
Package	?
Features	-
Description	-

### Kyan Pascal (disk)

Version, Year	2.02, 1986
Author/Company	Kyan Software
Availability	?
Package	editor, compiler, linker, macro-assembler and manual
Features	-
Description	-

## 8.2.5) LISP

### INTER-LISP/65 (disk)

Version, Year	2.1, 1981
Version, Year	2.2, 1982
Author/Company	Special Software Systems, DataSoft
Availability	?
Package	?
Features	-
Description	-

## 8.2.6) FORTH

### ES-FORTH

Version, Year	1.2, 1984
Author/Company	The English Software Company
Availability	<a href="http://www.strotmann.de/twiki/bin/view/APG/LangForthESForth">http://www.strotmann.de/twiki/bin/view/APG/LangForthESForth</a>
Package	?
Features	-
Description	Seems to be based on fig-FORTH, but with some unique "Words". Works with normal DOS.

### Extended fig-FORTH, (disk)

Version, Year	11/10/1981
Version, Year	1.1 REV. 2.0, 01/15/1982
Author/Company	Patrick Mullarky, APX
Availability	APX-20029, Information at <a href="http://www.atariarchives.org/APX/showinfo.php?cat=20029">http://www.atariarchives.org/APX/showinfo.php?cat=20029</a>
Package	?
Features	-
Description	-

### fig-FORTH

Version, Year	1/26/1981 and 4/01/1982 releases
Author/Company	Steven R. Calfee "Team FORTH"
Availability	<a href="http://www.atariarchives.org/APX/showinfo.php?cat=unknown_fig">http://www.atariarchives.org/APX/showinfo.php?cat=unknown_fig</a>
Package	?
Features	-
Description	-

### fig-FORTH

Version, Year	4/10/1982
Author/Company	Peter Lipson / Robin Ziegler "Team FORTH"
Availability	?
Package	?
Features	-
Description	Based on 4/1/1982 release of fig-FORTH by Steve Calfee

### fig-FORTH

Version, Year	5/5/1982 - 10/16/1982
Author/Company	Harald Striepe "Team FORTH"
Availability	?
Package	?
Features	-
Description	Based on 4/10/82 release of fig-FORTH by Lipson/Ziegler

### fig-FORTH, Antic (disk)

Version, Year	1.4S REV. H, 18 Jun 1985
Author/Company	John Stanley/Antic Magazine "Team FORTH"
Availability	<a href="http://www.strotmann.de/twiki/bin/view/APG/LangForthAntic">http://www.strotmann.de/twiki/bin/view/APG/LangForthAntic</a>
Package	?
Features	-
Description	Based on 10/16/82 release of fig-FORTH by Striepe

### fun-Forth (disk)

Version, Year	?
Author/Company	Joel Gluck, APX
Availability	APX-20146, Information at <a href="http://www.atariarchives.org/APX/showinfo.php?cat=20146">http://www.atariarchives.org/APX/showinfo.php?cat=20146</a>
Package	?
Features	-
Description	-

### Grafik-FORTH

Version, Year	1990
Author/Company	RAI Production
Availability	<a href="https://preview.tinyurl.com/yxrz6p3p">https://preview.tinyurl.com/yxrz6p3p</a>
Package	?
Features	-
Description	Based on fig-FORTH 1.4S and TURBO-GRAPHICS-SYSTEM 256

### MesaForth

Version, Year	12/03/1981
Author/Company	?
Availability	<a href="http://www.strotmann.de/twiki/bin/view/APG/LangForthMesa">http://www.strotmann.de/twiki/bin/view/APG/LangForthMesa</a>
Package	language, source code, documents, examples
Features	-
Description	Based on 6502 fig-Forth. The major difference is in the size of the screen on disk (512 bytes instead of 1024 bytes). Runs under ATARI DOS 2.0S.

### QS FORTH

Version, Year	1.0, 3/27/1981
Author/Company	James Abanese / [QS] Quality Software
Availability	<a href="http://www.strotmann.de/twiki/bin/view/APG/LangForthQS">http://www.strotmann.de/twiki/bin/view/APG/LangForthQS</a>
Package	Editor, Assembler, I/O routines Single Density 5.25 Floppy and Manual in Binder
Features	Editor, Assembler, I/O Routines
Description	Based on fig-FORTH.

<b>Turbo-4th</b>	
Version, Year	January 1985
Author/Company	Steven R. Calfee
Availability	?
Package	?
Features	-
Description	Compatible with fig-FORTH and Team FORTH. It's fast. Not threaded, it is a true compiler

<b>ValForth (disk)</b>	
Version, Year	1.1, 1982
Author/Company	Valpar International
Availability	?
Package	(8) disks in the set including: <ul style="list-style-type: none"> <li>1) master disk,</li> <li>2) display formatter,</li> <li>3) text compression and auto text formatting,</li> <li>4) valDOS-I,</li> <li>5) valDOS-II,</li> <li>6) player-missile graphics, character editor and sound editor,</li> <li>7) general utilities and video editor,</li> <li>8) Turtle &amp; valGraphics and advanced floating-point routines.</li> </ul>
Features	-
Description	Based on fig-FORTH

<b>X-FORTH</b>	
Version, Year	26 Jan 2003
Author/Company	Carsten Strotmann
Availability	<a href="http://www.strotmann.de/twiki/bin/view/APG/ProjXForth">http://www.strotmann.de/twiki/bin/view/APG/ProjXForth</a>
Package	binary, source, disk image with samples & editor
Features	aims to be compatible with new ANSI standard
Description	Works with normal DOS.



## 8.2.7) PILOT

### Programming Language Pilot Educators Package, Pilot with "Turtle" Graphics (CX405) (cart, tape)

Version, Year	1980, 1981, 1982
Author/Company	Atari
Availability	?
Package	<ul style="list-style-type: none"><li>• Pilot Cartridge (CXL4018)</li><li>• Two demonstration program cassettes (CX4113A/B)</li><li>• Pocket Reference Card C017812 REV. 2 - Program © 1980, Manual © 1981</li><li>• Pilot Demonstration Programs Users Guide C017810 REV. 1 – Program © 1980, Manual © 1981</li><li>• Pilot Primer: The Pilot Programming Language Instruction Manual C017809 REV. 2 – Program © 1980 Atari, Manual © 1980 Dymax</li><li>• Student Pilot: Reference Guide C017811 REV. 1 - Program © 1980, Manual © 1981.</li></ul>
Features	-
Description	-

## 8.2.8) LOGO

### Atari LOGO (cart)

Version, Year	1983
Author/Company	Logo Computer Systems, Inc. of Montreal, Canada & Atari
Availability	?
Package	?
Features	-
Description	-

## 8.2.9) All the rest

### Action! (cart)

Version, Year	3.6, 1983
Author/Company	Action! Computer Services (Clinton Parker), published by OSS
Availability	?
Package	compiler, editor, monitor and library
Features	fast compiler which generates good code
Description	Needs cartridge for runtime procedures. A PD runtime library is also available. All variables are static, so recursive routine calls are not possible. No floating-point type (though a PD library should make this possible). No arrays of objects (arrays of POINTERS to objects are possible).

### Extended WSN, WSN = Which Stands For Nothing

Version, Year	?
Author/Company	Harry B. Stewart, APX
Availability	APX-20026
Package	?
Features	?
Description	Info at <a href="http://www.atariarchives.org/APX/showinfo.php?cat=20026">http://www.atariarchives.org/APX/showinfo.php?cat=20026</a>

### Quick (disk)

Version, Year	2.0, 1990
Author/Company	Raindorf Soft
Availability	?
Package	?
Features	-
Description	This is the "poor man's Action!". Same restrictions as Action! apply also to Quick. Further restrictions are: only simple assignment expressions, no records and no pointers.

### PL65 (disk)

Version, Year	1.0, 1987
Author/Company	Noahsoft
Availability	commercial, Extremely rare
Package	compiler, editor, library, sample game
Features	Similar features to Action with same restrictions
Description	Highly flexible language that includes inline assembler features and pointers. Robust and well-engineered editor. Does not require additional runtime library - automatically generated and included in the compiled code during compilation.

### Test Computer Language (disk)

Version, Year	2.2, 1985-1990
Author/Company	D. Firth
Availability	public domain, ?
Package	compiler and editor
Features	?
Description	-

## 8.3) What cartridges were released for the Right Slot of the 800?

This should be a complete list of commercial cartridges produced for use in the Right Cartridge slot of the Atari 800.

- ACE-80 by Claus Buchholz for Amiable Computer Enhancements / TNT Computing (software-generated 80 column display)
  - Compatible with Atari BASIC, with patches available for: OS/A+, EASMD, Letter Perfect v.6, Data Perfect, Atari LOGO
  - Based on DT-80, the Atari/ATR8000 80-Column Dumb Terminal Emulator cartridge by Claus Buchholz for Amiable Computer Enhancements, 1984
  - Note: There is also ACE-80XL, a Left Cartridge for any 8-bit Atari computer (48 KiB RAM)
- Adapta-Cartridge B: by Microsota, Inc.
- Austin 80 Console Software by Austin Franklin Associates (for use with the Austin 80 Column Video Processor Board)
- Block (first right cartridge; first "backup" program hardware device)
- Cartridge Maker by Radical Systems (EPROM burner)
- KISS by Eastern House
- Magic Dump by Geminisoft/Eric Wolz for Sar-An Computer Products (SCP)
- Magic Dump II by Geminisoft/Eric Wolz for Sar-An Computer Products (SCP)
- Monkey Wrench by Eastern House
- Monkey Wrench II (original 800 version) by Eastern House
  - Note: There is also a Monkey Wrench II for Atari XL version that works with XL/XE computers except 1200XL
- R-Time 8 by ICD (battery-backed clock, for left or right cartridge slots)
- Real Time Cartridge by Sunmark
- Right Cartridge which boots the Atari from the Corvus disk system. (by ????? Details????)

## 8.4) What games support 4 or more simultaneous players?

Section started by Andreas Koch; See also this thread at AtariAge:

<http://www.atariage.com/forums/topic/155696-4-player-simultaneous-games/>

### 8.4.1) 4 joystick head-to-head play

The following games support 4 joystick head-to-head play:

(Only possible on the 400/800 since only these computer models have 4 controller ports)

- Ali Baba and the Forty Thieves by Stuart Smith for Quality Software
- Aliens a public domain game by ??? using an altered Dandy program (the Dandy font and thus the graphics were changed, however, the levels remain the same and can be used in both games)
- Asteroids by Tod Frye for Atari

- Basketball by Alan Miller for Atari
- Battle Room (CIA vs. KGB) a public domain game by SNACC
- Dandy disk by Jack Palevich (John H. Palevich) for APX
- Depth Warrior <sup>(1)</sup> by ??? for ROM magazine (Canada) vol. 1 no. 7
- Floyd of the Jungle by MicroProse (1982 and 1983 releases)
- GEM by Joel Gluck
- Killa Cycle by Simon Goodwin & David Muncer
- Hockey by Gamma Software, © 1981
- Major League Hockey by Thorn EMI
- Major League Soccer by Thorn EMI
- Maze War by ???
- Mouse Party by Bill Halsall for New Atari User #39 Aug/Sep 1989
- M.U.L.E. by Ozark Softscape for Electronic Arts
- The Return of Heracles by Stuart Smith for Quality Software
- Road Block / Roadblock by Brian Holness for Compute! vol.5 no. 7 #38 Jul-1983
- Silicon Warrior, developed by The Connelley Group for Epyx
- Sky Warrior by Jack Chung for ROM magazine (Canada) vol. 1 no. 6
- Soccer by Gamma Software
- Survivor by Richard Carr for Synapse
- Tank Battle by Fred Pinho from Antic magazine:  
<http://www.atarimagazines.com/v3n2/animate.html>
- Volleyball by ??? (public domain game written in Atari BASIC)
- Yellow-Brick-Road <sup>(1)</sup> by ??? for ROM magazine (Canada) vol. 1 no. 2

(1) These programs are reported to be 4-player programs, I'm not sure if they are meant to be 4-players simultaneously or 4-players - one after another (try to find out!);

## 8.4.2) 4 paddle head-to-head play

The following games support 4 paddle head-to-head play:

- Castle Crisis by Bryan Edewaard, 2004
- IQ by David S. Maynard for CRL, 1987 (same game as "Worms?")
- JunkYard Racing (Tim Gearin, 1999)
- Space Arena by Fandal, 2009
- Warlords by ?, year? (public domain version, unlicensed)
- Worms? by David S. Maynard for Electronic Arts, 1983

### 8.4.3) 4 players on all machines, using special 4-button keypad controllers

The following game supports 4 players on all machines, using special 4-button keypad controllers linked together with RJ-11 jacks (standard phone jacks) to a box with 2 joystick port connectors:

- PQ: The Party Quiz Game by Suncom

### 8.4.4) Multi-joystick games, using extra hardware called Quadrotron

The following programs support multi-joystick games, using extra hardware called Quadrotron (from the German Atari Magazin 2/1989):

- Test program for 4 joysticks (and assembler source)
- Quadro-Tron by H.Schoenfeld (4-player Tron-clone)

### 8.4.5) Multi-joystick games, using extra hardware called Multijoy

The following programs support multi-joystick games, using extra hardware called Multijoy (multijoy4, multijoy8, or multijoy16 for up to 4, 8, or 16 players, respectively) which was developed by Radek Sterba / Raster & Atariklub Prostějov, see:

<http://raster.infos.cz/atari/hw/multijoy.htm> or  
<http://raster.infos.cz/atari/english.htm#MULTIJOY> or  
<https://www.return-magazin.de/ausgaben/return-ausgabe-16/>

- Acey-Duecey M4, original from L&S Computerware / Softsmith, patch by Fandal
- Asteroids M4, original from Atari, patch by Matthias Luedtke
- Astro4 Road by Frantisek Houra, Radek Sterba
- Astrowarriors M4, original from Apogee Software, patch by Fandal
- Atari Tennis M4, original from Atari, patch by Matthias Luedtke
- Ate'em All by Frantisek Houra and Christian Krueger, 2016
- Basketball M4, original from Atari, patch by Matthias Luedtke
- Battleroom M4, original by Steven Martin, patch by Fandal
- Boulders and Bombs M4, original by Keith Dreyer for K-Byte, patch by Fandal
- Bounce Ball M4, Jerzy Kasenberg, patch by Fandal
- Bremspunkt by Thorsten Butschke, Rouven Gehm
- Bugs Fight M4 by Michael Kalous and Petr Postava, 2019
- Card Grabber by Florian Dingler
- Cervi by Radek Sterba
- Cervi 2 by Radek Sterba
- Cubes M8 by BAHA Software, 2019
- Dandy Dungeon M4, original from APX, patch by Matthias Luedtke
- Drutt M4+, original by Wojciech Gorski, Jacek Grad, patch by Fandal

- Dynakillers Unchained, original by Marek Chorvat, Robert Pecnik, and Marian Vybostok, patch by MatoSimi
- Floyd of the Jungle M4, original from MicroProse, patch by Fandal
- Fujiama Run by Matthias Luedtke, Stefan Niestegge
- Gem M4, original by Joel Gluck, patch by Fandal
- Hardwaretester/Peripheral Test 2.0 by Florian Dingler (2008)
- Helicops by Nils Feske, Frantisek Houra, Radek Sterba, Adam Wachowski
- Hockey M4, original from Gamma Software, patch by Fandal
- Hockey M8, original from Gamma Software, patch by Fandal
- Ice-Hockey by Florian Dingler
- Impact M4, original from David Buehler, patch by Fandal
- Jail Break M4, original by James Stage Jr., patch by Fandal
- Kde domov muj M4 by Michael Kalous and Petr Postava (2017)
- Killa Cycle M4, original by Simon Goodwin and David Muncer, patch by Fandal
- Killer 'Thello M4, original by Mark Price, patch by Fandal
- Major League Hockey M4, original from Thorn EMI, patch by Fandal
- Mashed Turtles by Zdenek Eisenhammer, Frantisek Houra
- Maze War M4, original from ANALOG, patch by Fandal
- Mouse Party M4, original by Bill Halsall, patch by Fandal
- M.U.L.E. M4, original for Electronic Arts, patch by Matthias Luedtke
- Multiloops by Antonin Holik and Rudolf Kudla (2017)
- Multris by Radek Sterba (2001)
- Multris 2k17 by Radek Sterba, patch by Fandal
- Muxeso by Frantisek Houra and Marek Pesout, 2016
- Proto Basketball M4+, Atari original for 5200, conversion & patch by Fandal
- Quadrotron M4, original by Oliver Redner, Stefan Wiegmann, patch by Radek Sterba
- Rozstrel M4 by Michael Kalous and Petr Postava (2017)
- Rubacka vo kopec, by Zdenek Eisenhammer, Frantisek Houra, Michal Szpilowski
- Sails of Doom by R0ger, 2018
- Sheep-Race by Florian Dingler
- Shootout 2 M4 by BAHA Software, 2019
- Shot'em All by Radek Sterba
- Silicon Warrior M4, original from Epyx, patch by Fandal
- Snakes and Ladders M4, original by C. Harper, Kevin Harper, patch by Fandal
- Soccer M4, original from Gamma Software, patch by Fandal
- Soccer M4, original from Thorn EMI, patch by Fandal
- Space Arena M4, by Frantisek Houra and Marek Pesout, 2014
- Survivor M4, original from Synapse, patch by Fandal
- Table Football M4+, original by Anthony Wilson, patch by Fandal
- Tag! M4, original by Richard Gore, patch by Fandal 2015
- Tank Battle M4, original by Dan Pinal for the book "Atari Graphics and Arcade Game Design" (1984), patch by Fandal
- Tank M4 Battle, original by Harald Siegmund (1983), patch by Fandal
- Up for Grabs M4, original by Ken Madell for Spinnaker, patch by Fandal
- Wingman M4, original from MicroProse, patch by Fandal
- Yahtzee M4, original by Gary L. Born, patch by Fandal

- Zeppelin M4, original by William Mataga for Synapse, patch by Fandal
- See also Fandal site search for games that use a Multijoy:  
[http://a8.fandal.cz/search.php?search=multijoy&butt\\_details\\_x=x](http://a8.fandal.cz/search.php?search=multijoy&butt_details_x=x)

## 8.5) What programs use a light pen or a light gun?

Contributors to this section: Bertrand M. (LEXX), Andreas Koch

While the user experiences are quite different, the Atari computer reads the horizontal and vertical positions of a light pen or a light gun in the same way. Consequently, while software programs are usually designed for either one or the other, these two types of controllers can sometimes substitute for each other.

A light pen or light gun requires a cathode ray tube (CRT) television or monitor. Only one light pen or light gun may be used on the Atari at a time.

Also, on the 400, Controller Jacks 1-3 do not support a light pen / light gun, only controller port 4 can be used. This effectively makes many light pen / light gun programs incompatible with the 400.

### 8.5.1) Programs designed for a light gun

- Alien Blast, Richard Gore for DGS, 1993
- Barnyard Blaster, James V. Zalewski for Atari, 1987
- Bembel Wo by Thorsten Butschke for Foundation Two, 1998
- Bug Hunt, Alan Murphy and Rob Zdybel for Atari, 1987
- Cementerio, Pelusa Software, 1989
- Click!, Chris Martin, 2008
- Comparando Figuras, Turbo Software/M.P.M., 1989?
- Crime Buster, Ron Andrzejewski & James Zalewski for Atari, 1988
- Crossbow, Sculptured Software for Atari, 1988
- Disparando a la Vocales, Turbo Software/M.P.M., 1989?
- Emboscada en el Desierto, Turbo Software/M.P.M., 1989?
- Fly Shooting, by Kemal Ezcan for Zong 2/93
- Gangsters by Houra, Pesout, Stefek, Sterba, Svoboda, 2007
- Gangstersville, Emanuele Bergamini for Lindasoft, 1988
- Geisterschloss, KE-Soft, 1992
- Guntris by Richard Gore, 1996
- Hardwaretester/Peripheral Test 2.0 by Florian Dingler, 2008
- Helicoptero de Combate, Turbo Software/M.P.M., 1989?
- Hit the Mole, by Carsten Strotmann, 2004
- Invasion, Pelusa Soft
- Jezkovy voci, Frantisek Houra, 2016
- Laser Gun, Turbo Software/M.P.M., 1989?
- Laser Math, Turbo Software/M.P.M., 1989?

- Light Gun Blaster, Andre Willey, Atari User Feb. 1988
- Light Gun Blaster (enhanced) by Pedrokko
- Messe Hanau, Kemal Ezcan, 1995
- Operation Blood, P. Kalinowski & P. Bulkowski of Our 5oft for Mirage and ANG, Light Gun Version by The Missing Link, 1993
- Operacion Comando, Turbo Software/M.P.M., 1989?
- Pajaki II, Arkadiusz Lubaszka for ArSoft, 1996
- Schiessen, L. Franzky (Abduc magazine)
- Sharp Shooter, Matthew J.W. Ratcliff for Analog #76 9/89
- Simon, Turbo Software/M.P.M., 1989?
- Sniper, Premysl Stefek, Radek Sterba, Petr Svoboda and Fandal, 2007
- Special Forces (Operation Blood II), P. Kalinowski & P. Bulkowski of Our 5oft for Mirage and ANG, light gun conversion by Homesoft
- Tiro al Blanco, Turbo Software/M.P.M., 1989?
- Toy'Swap, Victor Parada, 2015

See also Fandal site search for games that use a light gun:

[http://a8.fandal.cz/search.php?search=light+gun&butt\\_details\\_x=x](http://a8.fandal.cz/search.php?search=light+gun&butt_details_x=x)

See also AtariMania list of games that use a light gun:

<http://preview.tinyurl.com/pffhtwh>

See also <http://atari.panprase.cz/?action=lg-hry>

## 8.5.2) Programs designed for a light pen

- Alien Blast, Richard Gore for DGS, 1993
- Alphabet Construction Set (Playground Software) by Futurehouse
- Alphabet Fun for the Young, by Tech Sketch
- Animal Crackers (Playground Software) by Futurehouse
- AtariGraphics by Steve Gibson for Atari, © 1984 (RX8054, shipped with Atari Light Pen CX75 only)
- Belegost, by Ondrej Cada, Mirek Fidler, Antonin Holik, Rudolf Kudla, 2016
- Blazing Paddles by Baudville, 1986
- Computer Crayons (Playground Software) by Futurehouse
- Concentration by Stack Computer Services, 1983
- Crossword Twister by Stack Computer Services, 1983
- Demonstration program cassette by Atari, 1980 (CX4124, shipped with CX70)
- Draughts by Stack Computer Services, 1983
- Go by Stack Computer Services, 1983
- Hardwaretester/Peripheral Test 2.0 by Florian Dingler, 2008
- Hit the Mole, by Carsten Strotmann, 2004
- Kinderware, by Tech Sketch
  - Includes 6 programs: Math Fun, Alphabet Fun, Shapes and Colors, Memory Jogger, Connect-a-Dot, Simon Sez
- KoalaPainter by Koala for Commodore 64/Atari (diskette) (Illustrator product by Island Graphics, light pen version)
- Language Skills - Alphabet Recognition by Futurehouse, 1982
- Language Skills - Different Symbol Discrimination by Futurehouse, 1982



- Language Skills - Letter Sequences by Futurehouse, 1982
- Language Skills - Like Symbol Discrimination by Futurehouse, 1982
- Letter Tutor by Edgework for Atari, 1984 prototype
- Life by Stack Computer Services, 1983
- Light Pen Doodle by John and Mary Harrison for Antic, 1984
- LiteWriter by Stack Computer Services
- Little Red Riding Hood (Playground Software) by Futurehouse, 1983
- Lost in the Labyrinth by Stack Computer Services, 1983
- Math Fun for the Young - Level I by Tech Sketch, 1983
- Math Fun for the Young - Level II by Tech Sketch, 1983
- Matrix by Dave Oblad, 1985
- Memory Jogger, by Tech Sketch
- Micro Illustrator by Tech Sketch (diskette)  
(Illustrator product by Island Graphics, light pen version)
- Number Fun for the Young, by Tech Sketch
- Othello by Stack Computer Services, 1983
- Paint-N-Sketch Level I by Tech Sketch, 1983  
(shipped with many Tech Sketch LP-15 and LP-10S Light Pens)
- Paint-N-Sketch Level II by Tech Sketch, 1983
- Peripheral Vision by Futurehouse, 1984
- Seek and Destroy by Stack Computer Services, 1983
- Shape and Color Recognition by Tech Sketch, 1983
- Shuffler by Stack Computer Services, 1983
- Simon by Stack Computer Services, 1983
- Simon Sez, by Tech Sketch
- Word Search, by Tech Sketch

See also AtariMania lists of games and utilities that use a light pen:

<http://preview.tinyurl.com/ps962gx>

<http://preview.tinyurl.com/pqe5ppu>

## 8.6) What programs are designed for a true trackball controller?

The following programs have a trackball mode designed for use with the Atari CX22 or CX80 Trak-Ball controllers in true trackball mode.

- Catch 88 by Simon Trew, 1991
  - Supports Multi-Mouse Trakball Driver by Simon Trew
- Centipede 5200 by Atari with trackball support by Peter Meyer, 2009  
([CTRL+T] for trackball mode)
- Contiki OS package for Atari, by Oliver Schmidt
- Final Legacy by Atari, 1984  
(optionally used in controller port 2 in the game's Sea-to-Air mode)
- Hardwaretester/Peripheral Test 2.0 by Florian Dingler, 2008

- Knight Quest by Simon Trew, 1991
  - Supports Multi-Mouse Trakball Driver by Simon Trew
- Kriss Kross by Simon Trew, 1992
  - Supports Multi-Mouse Trakball Driver by Simon Trew
- Missile Command by Rob Zdybel for Atari, 1981. ([CTRL+T] for trackball mode)  
Feature undocumented upon the program's release because Atari had not yet introduced a trackball controller.
- Missile Command+ by Paul Lee, 2005 ([CTRL+T] for trackball mode)
- Multi-Mouse Trakball Driver by Simon Trew for New Atari User #42 1990
- Othello by Simon Trew, 1991
  - Supports Multi-Mouse Trakball Driver by Simon Trew
- PLATOTerm by Thomas Cherryhomes, 2018
- Slime by Steve Hales for Synapse, 1982 (press [T] for trackball mode)
- Tempest Elite by Peter J. Meyer for Video 61, 2017
- Tile Smashers by Peter J. Meyer for Video 61, 2017
- Toy'Swap by Victor Parada, 2015

See also AtariMania list of games that use CX22/CX80 trackball mode:

<http://preview.tinyurl.com/knz2zmf>

See also Fandal site search for games that use the CX22/CX80 trackball mode:

[http://a8.fandal.cz/search.php?search=trak-ball&butt\\_details\\_x=x](http://a8.fandal.cz/search.php?search=trak-ball&butt_details_x=x)

## 8.7) What programs are designed to work with a mouse?

### 8.7.1) Atari STM1 Mouse or compatible

Programs that use the Atari STM1 Mouse or compatible:

- 8Bit-Mouse (BPAUG)
- Artprog
- Atari Rechner Simulation mit UPN, © 1985 MTC Mouse Tecnology Corp.
- Black Magic Composer by Sven Tegethoff for Ulf Petersen, 1991
- Bomb Down by The Roemer/U.N.O.
- BOSS-X by Mirko Sobe / MS Software, 2003
- The Brundles by KE-Soft, 1993 (hold SPACE at boot for configuration)
- The Brundles Editor by KE-Soft, 1994
- CardStax 2.1 by David A. Paterson, 1993
- Catch 88 by Simon Trew, 1991
  - Supports Multi-Mouse ST Mouse Driver by Simon Trew
- Celebrity Cookbook by David Sullivan/Total Control Systems for U.S.A. Media
- Click! by Chris Martin, 2008
- Contiki OS package for Atari, by Oliver Schmidt
- Copy F'n'F by Mirko Sobe / MS Software, requires BOSS-X
- Crescent Solitaire, Zdenek Eisenhammer, Frantisek Houra, Marek Pesout, 2018
- Datenbank by Mirko Sobe / MS Software, requires BOSS-X

- Diamond GOS by Reeve Software
- Diamond Develop by Reeve Software, requires Diamond GOS
- Diamond News Station by Reeve Software, requires Diamond GOS
- Diamond Paint by Reeve Software, requires Diamond GOS
- Diamond Write by Reeve Software, requires Diamond GOS
- Enigmatix! by Stephen A. Firth for Page 6, 1993
- EORoid by Daniel Kolakowski for Wolf Software Ltd, 1994
- Facher Patience, by Kemal Ezcan for Zong 1/93
  - With KE-Maus Beispielprogram
- Fig-Forth by Matt Symonds for Pulsar Software, 1988
- FireBall (a Breakout game, requires SAM)
- GOE demo by Total Control Systems/David Sullivan, 1988
- Guntris by Richard Gore, 1996
- Hardwaretester/Peripheral Test 2.0 by Florian Dinger, 2008
- Hong Kong, Kemal Ezcan for Zong 5/93
- Klony 2010 by Arkadiusz Lubaszka for ArSoft, 2010
- Knight Quest by Simon Trew, 1991
  - Supports Multi-Mouse ST Mouse Driver by Simon Trew
- Kriss Kross by Simon Trew, 1992
  - Supports Multi-Mouse ST Mouse Driver by Simon Trew
- Macao, by Alexander Klinner for Zong 5/94
- Mau Mau X by Mirko Sobe / MS Software, requires BOSS-X
- Maus Calculator, by AMC Verlag, © by Peter Eilert
- Maus-DOS, by Volker Matzat for Zong 5/93
- Minesweeper by Harald Schoenfeld for PPP, 1992
- Mine Sweeper by Raindorf Soft
- Mine Sweeper 3
- Missile Command by Rob Zdybel for Atari, 1981. ([CTRL+T] for trackball/mouse mode). According to Atari's 1987 documentation supplied with the XE game system (with Missile Command built-in). In fact, the game's (originally undocumented) trackball mode inadvertently also supports many, but not all, versions of the Atari STM1 and compatible mouse.
- M.O.S. (from Abbu mag.)
- MS-Copy 1.1 by Mirko Sobe / MS Software, requires BOSS-X
- Multi-Mouse ST Mouse Driver by Simon Trew for New Atari User #42 1990
- Multi-Player by Madteam
- Multi-DOS
- Numblines by Jaroslaw Kucisz & Tomasz Kucisz for Utopia Software, 1997
- Operation Blood, P. Kalinowski & P. Bulkowski of Our 5oft for Mirage and ANG, 1992
- Othello by Simon Trew, 1991
  - Supports Multi-Mouse ST Mouse Driver by Simon Trew
- P-Graph(s) by ???
- Pad 1.2 (Padnoid) by Nelson Ramirez / New Age, 1995
- Pad 1.83 by Nelson Ramirez, 2014
- PLATOTerm by Thomas Cherryhomes, 2018
- QUICK Ed Character Editor by PPP
- SAM (Screen Aided Management) by Power Per Post & Raindorf Soft (a GUI!)

- SAM Budget (80 column spreadsheet program, requires SAM)
- SAM Convert (text files to/from the SAM Texter format, requires SAM)
- SAM Creator (SAM Painter files to/from Micro-Painter format, requires SAM)
- SAM Designer (drawing and design / desktop publishing, requires SAM)
- SAM Memobox (card filing program, requires SAM)
- SAM Monitor (view and change memory, requires SAM)
- SAM Painter (128 color paint program, requires SAM)
- SAM Texter (80 column word processor, requires SAM)
- Shanghai by Peter Sabath for Activision, 1987
- Special Forces (Operation Blood II), P. Kalinowski & P. Bulkowski of Our 5oft for Mirage and ANG, 1993
- Sprint XL (from AbbuC)
- Tommingi by Tomek Borygo
- Toy'Swap by Victor Parada, 2015
- TRS Desktop by Tristesse, 2006
- Unriagh II by Uwe Hartwig, 1986
- Vanish, Kemal Ezcan for Zong 7/93
- Vier gewinnt

See also Fandal site search for games that use the Atari mouse:

[http://a8.fandal.cz/search.php?search=mouse&butt\\_details\\_x=x](http://a8.fandal.cz/search.php?search=mouse&butt_details_x=x)

See also AtariMania lists of programs using the Atari mouse:

<http://preview.tinyurl.com/mcm6wwo>

<http://preview.tinyurl.com/oa7gklk>

## 8.7.2) Zobian Controls RAT (which never shipped)

Programs that use the Zobian Controls RAT (which never shipped):

- Business Manager by Reeve Software, 1986
- Rich Man's Word Processor, by Mark Rogalski for Computer Software Services

The RAT was equivalent to the Radio Shack TRS-80 Color Mouse #26-3025; programs designed for the Atari Touch Tablet or for paddles would have also been at least somewhat usable with the RAT.

## 8.7.3) Zobian Controls SuperRAT (which never shipped)

Programs that use the Zobian Controls SuperRAT (which never shipped):

- No released programs

The SuperRAT as depicted in marketing was either the Amiga mouse or the Commodore 1351 (which????); see below for lists of compatible programs.

(Some customers who ordered a SuperRAT actually received "The Best" mouse by Best Electronics, a mouse fully compatible with the Atari STM1.)

## 8.7.4) Amiga mouse

Programs that use the Amiga mouse:

- Black Magic Composer by Sven Tegethoff for Ulf Petersen, 1991
- Bomb Down by The Roemer/U.N.O.
- Contiki OS package for Atari, by Oliver Schmidt
- Crescent Solitaire, Zdenek Eisenhammer, Frantisek Houra, Marek Pesout, 2018
- Global War by P.M.M. Elfinger & D.J. Garbowski for L.K. Avalon, 1993
- Klony 2010 by Arkadiusz Lubaszka for ArSoft, 2010
- Multi-Player by MadTeam
- Najemnik - Powrot by LK APM for Krysal Software
- Operation Blood, P. Kalinowski & P. Bulkowski of Our 5oft for Mirage and ANG, 1992
- Pad 1.83 by Nelson Ramirez, 2014
- PLATOTerm by Thomas Cherryhomes, 2018
- Samurai's Game by Rafaell Soft for Krysal Software, 1992
- Special Forces (Operation Blood II), P. Kalinowski & P. Bulkowski of Our 5oft for Mirage and ANG, 1993
- TRS Desktop by Tristesse, 2006

See also Fandal site search for games that use the Amiga mouse:

[http://a8.fandal.cz/search.php?search=amiga+mouse&butt\\_details\\_x=x](http://a8.fandal.cz/search.php?search=amiga+mouse&butt_details_x=x)

## 8.7.5) Commodore 1351 mouse

Programs that use the Commodore 1351 mouse (mouse for Commodore 64/128):

- Klony by ArSoft, 2006

## 8.8) What programs use paddle controllers?

Programs that use the Atari CX30 Paddle Controllers:

- Arkanoid (Taito) (Mike Hutchinson for Imagine, 1987; for The Hit Squad, 1987)
- Arkanoid II (Prof Soft Amsterdam, 1987)
- Asteraxis 2k (Waldemar Pawlaszek & Remigiusz Zukowski, 2001)
- Avalanche (Dennis Knoble for APX, 1980)
- Balloon Game (Kelly Jones & Bill Williams, 1984)
- Balloon Pop (White Bag Software, 1986) (paddles support according to Antic)
- Bird-Man-3D demo (AMC-Verlag)
- Blazing Paddles (Baudville, 1986)
- Block Buster (Bradshaw & Griesemer for APX, 1981; Quality Software, 1981)
- Bomber (Lyren Brown, Jose Pereira, Marek Pesout, 2015)
- Breakout / Breakout!!! / brkwall.bas (public domain, author unknown)
- Burgers! (Douglas Crockford, 1983)
- Bust Out (Dennis Debro, 1989)
- Cascade (F. Neil Simms for ANALOG #28, March 1985)
- Castle Crisis (Bryan Edewaard, 2004)

- Checkers (David Slate for Odesta, 1982)
- Chess 7.0 (Larry Atkin for Odesta, 1982)
- Chicken (Mike Potter for Synapse, 1982)
- Chiseler (John Scarborough for Compute!'s First Book of Atari Games, 1983)
- Clowns and Balloons (Frank Cohen for Datasoft, 1982)
- Comment Compter ("Counter" by Al P. Casper for Atari France)
- Computer Quarterback (Dan Bunten for SSI, 1983)
- Counter (Al P. Casper for APX, 1982)
- David's Midnight Magic (David Snider for Broderbund, 1982)
- Descente a Ski ("Downhill" by Mark Reid for Atari France)
- Diamond Drop (Matthias M. Giwer for Compute!, 1983)
- Downhill (Mark Reid for APX)
- Dragonriders of Pern (Jim W. Connelley for Epyx, 1983)
- Etch-1 (public domain, author unknown)
- Frog (Stan Ockers 5/82 for A.C.E. Newsletter, July 1982)
- Frog (Stan Ockers 6/82 for Antic, Oct/Nov 1982)
- Golden Oldies Volume 1 v2.2 (Mike Fitch for Software Country, 1985)
- Golden Oldies Volume 1 v2.3 (Mike Fitch, The Software Toolworks, 1987, © 1985)
- Hardwaretester/Peripheral Test 2.0 by Florian Dingler, 2008
- Horse of a Different Color V1.0 (Gus Makreas, 3/1/81)
- Insomnia (Bob Fraser for APX, 1981)
- IQ by David S. Maynard for CRL, 1987
- Kaboom! (Larry Kaplan & Paul Willson for Activision, 1983)
- JunkYard Racing (Tim Gearin, 1999)
- Landing Simulator (by Jake Jacobs for Creative Computing magazine, written for Apple II, Atari translation by Bruce Jordan)
- Laser Game (public domain, author unknown)
- Laser Wars (Mike Potter for Crystalware, 1981)
- Lie Detector (Michael Krueger for Antic, 1986)
- Livewire (Tom Hudson - ANALOG #12)
- Livewire 2 (Tom Hudson - ANALOG #12 - Modified by Wolf)
- Lost in Space (Sijmen Schouten, 2015)
- Lunar Lander (Wes Newell)
- Megoids (Peter J. Meyer and Lance Ringquist for Video 61, 2016)
- Midnight Strip (M. L. Clayton, 1982)
- M.U.L.E. (Ozark Softscape for Electronic Arts, 1983)
- Night Driver (Dudek, Szpilowski, Ziembik, 2008)
- Nineball (Jay M. Ford for ZiMAG, 1982)
- One on One! (Chris York for Compute!, 1983)
- Pad 1.83 by Nelson Ramirez, 2014
- Paratroop Attack (David Plotkin for Compute!'s Second Book of Atari, 1982)
- "Perfected Pong" see: Pong! ("Perfected Pong") below
- Personal Fitness Program (Dave Getreu for APX, 1981)
- Pinball Construction Set (Electronic Arts)
  - All pinball games created with Pinball Construction Set
- PlatterMania (Michael Farren for Epyx, 1982)

- Pong ("Super Pong") (Gary Domrow/Summit Software Group, ANALOG #39 Feb.1986)
- [Pong] ("Pong 2", pong2.com, public domain, author unknown)
- Pong! ("Perfected Pong") (Bob Ayik for Antic, May 1988)
- Pool 1.5 (Howard De St. Germain for IDSI, 1981)
- Prisonball (John Scarborough for Compute! #77, October 1986)
- Probe One - The Transmitter (Lloyd Ollmann for Synergistic Software, 1982)
- Rain of Terror (Rob Schlortt and Eric Henneke, 2016)
- RealSports Curling (Ryan Witmer for 5200, conversion by Homesoftware, 2019)
- Safe Cracker (Mike Starnes)
- Space Arena (Fandal, 2009)
- Space Bombs (John Y. Hsu, 1984)
- Space Eggs (Dan Thompson for Sirius, 1981)
- Speedblaster (Pinball Construction Set Game by MR Datentechnik)
- Spy's Demise (Robert Hardy & Alan Zeldin for Penguin Software, 1983)
- Stardust (MR Datentechnik)
- Starshot (Matthias M. Giwer for Compute!, 1983)
- States and Capitals (David J. Bohlke for SoftSide, 1980)
- Stereo 3-D Graphics Package (Clyde Spencer for APX, 1982)
- Super Ball (Compy-Shop)
- Super Ball 2 (Compy-Shop)
- Super Ball 3 (Compy-Shop)
- Super Ball 4 (Compy-Shop)
- Super Breakout by Larry Kaplan for Atari, 1979
- "Super Pong" see: Pong ("Super Pong") above
- Stretch (public domain Gr. 15 pict. stretcher, author unknown)
- Superski (AMC, 1994 - patch for paddles by HOMESOFT)
- Surround'Em (Peter J. Meyer for Video 61, 2017)
- Tempest Elite (Peter J. Meyer for Video 61, 2017)
- Tile Smashers (Peter J. Meyer for Video 61, 2017)
- Tilter (public domain, author unknown)
- Uranium Core (Martin Stiby for Computer & Video Games mag, 1982/11)
- Warlords (The Webbed Sphere BBS)
- Wavy Navy (Rodney McAuley for Sirius, 1983)
- Wayout (Paul Allen Edelstein for Sirius, 1982)
- WildWest (Stan Ockers for ACE Newsletter, 1983)
- Word Radar (Jerry Chaffin & Bill Maxwell & Barbara Thompson for DLM, 1984)
- Worms? by David S. Maynard for Electronic Arts, 1983

See also AtariMania lists of games & utilities that use paddle controllers:

<http://preview.tinyurl.com/qxybnh8>

<http://preview.tinyurl.com/mnyrhsw>

See also Fandal site search for games that use paddle controllers:

[http://a8.fandal.cz/search.php?search=paddle&butt\\_details\\_x=x](http://a8.fandal.cz/search.php?search=paddle&butt_details_x=x)

Note that the Atari Touch Tablet, the KoalaPad Touch Tablet, and the Suncom Animation Station are read by the computer in the same way that the computer receives data from paddle controllers, making software designed for these graphics tablets at least somewhat usable with paddles as well.

## 8.9) What programs include CX85 Numerical Keypad support?

This section started by Andreas Koch (entries with ";").  
To do: use Zong issues 7/92- for further verification

- Aquanaut (Zong 11/91)
- Ball Harbour (Zong 8/1992);
- The Big Quest (Zong 7/1992);
- Blob (Zong 2/92)
- Bomb Down, by The Roemer/U.N.O.
- The Bookkeeper, by Atari, 1982
- The Brundles, by KE-Soft, 1993 (hold SPACE at boot for configuration)
- Car Race (Zong 12/91)
- Catch (Zong 6/92)
- Click!, by Chris Martin, 2008
- Code table (Zong 11+12/1993);
- Cursor Steuerung: Cursor 2 (Zong 1/92)
- CX-85-Driver (Zong 7+8/1994);
- CX-85-Keycode-driver (Zong 7+8/1995);
- CX85 Reeve Key, by Alan Reeve, 1986 (free version of: Super ReeveKey)
- Deepspace (Zong 11/91)
- Donald-Demo (Zong 4/92)
- Donald, by KE-Soft, 1992
- Drag Update Version, by KE-Soft, 1991 (see Zong 9/91 p22)
- Dragon Fire, by Kemal Ezcan for Zong 1/93
- FlickerTerm 80 v.0.51, by LonerSoft (Clay Halliwell), 1995
- Gravitar (Zong 4/92)
- Gulp (Zong 3/92)
- Guzzler (Zong 1/92)
- Hardwaretester/Peripheral Test 2.0, by Florian Dingler, 2008
- Hungry Goblin (Zong 5/92)
- Hurdle Jumper (Zong 10/91)
- Invaders (Zong 5+6/1993);
- Johnny the Ghost, by Harald and Marcus Gitzel (Drachensoft), 1993, for Powersoft, 1994
- Joshi (Zong 3+4/1993);
- Lasermaze-Demo (Zong 8/92)
- Lasermaze, by KE-Soft, 1992
- Lost in the Antarctic (Zong 2/92)
- Lunder Landing (Zong 1/92)



- Magnetix (Zong 9/91)
- Mampfman (Zong 8/1992);
- Miner 1049er (Zong 4/92)
- Minipac (Zong 3/92)
- Minipac 2 (Zong 6/92)
- Money Raider (Zong 2/92)
- Monster Tracking (Zong 9/1992);
- Numerical Keypad Handler Master Program Diskette CX8139, by Atari, 1982
  - Explicitly promoted by Atari for use with VisiCalc
  - Disk contains two files: KEYPAD.OBJ and KEYPAD.SRC, which states:  
DEMONSTRATION OF CX-85 KEYPAD INTERRUPT HANDLER, FLORA P. NG, 3/08/82
  - Disk is a boot disk. KEYPAD.OBJ loads and runs on system boot, then prompts the user to: "Insert your program diskette in drive #1 and press RETURN"
  - For keypad plugged into port 2
- Obst (Zong 1/92)
- Pac-Man (Zong 11/1992);
- The Pit (Zong 8/91)
- Schlumpf (Zong 5/92)
- Shoggoth (Zong 3/92)
- Slurp (Zong 3/92)
- Splat (Zong 9/91)
- Super Miner II (Zong 12/91)
- Super ReeveKey, by Reeve Software, 1986  
(commercial version of: CX85 Reeve Key) (XL/XE only)
- Swop (Zong 10/91)
- Swop-Editor (Zong 11/91)
- Transsylvania (Zong 3+4/1993);
- Viro-Mania (Zong 2/1993);
- VT850, by Curtis Laser, 1991
- Wassergnom II (Zong 1/92)
- Zador Update Version, by KE-Soft, 1991 (see Zong 9/91 p22)
- Zador II, by KE-Soft, 1992

## 8.10) What programs use: Touch Tablet or KoalaPad/Animation Station?

Thanks to Andreas Koch for the initial version of this section, and for providing copies of some of the rare programs listed here.

The Atari Touch Tablet and the KoalaPad/Animation Station tablets, while very similar, are slightly incompatible with each other in that y-position values are reversed.

## 8.10.1) Atari Touch Tablet

The following programs use the Atari Touch Tablet:

- AtariArtist by Atari (cartridge)
  - (Illustrator product by Island Graphics, Atari Touch Tablet version)
  - Shipped with the Atari Touch Tablet
- Atari Rechner Simulation mit UPN, © 1985 MTC Mouse Tecnology Corp.
- CardStax 2.1 by David A. Paterson, 1993
- Catch 88 by Simon Trew, 1991
  - Supports Multi-Mouse Touch Tablet Driver by Simon Trew
- Chopin 2010 by Krzysztof Dudek (xxl), 2010 ("mouse cmi08" mode)
- Click! (Chris Martin, 2008)
- Colour Enhancer by David Blackshaw, © 1986/1987 Hillside Software
- Contiki OS package for Atari, by Oliver Schmidt
- Desktop Performance Studio (Virtuoso)
- Diamond GOS by Reeve Software
- Diamond Develop by Reeve Software, requires Diamond GOS
- Diamond News Station by Reeve Software, requires Diamond GOS
- Diamond Paint by Reeve Software, requires Diamond GOS
- Diamond Write by Reeve Software, requires Diamond GOS
- DigiPaint 1.0 by Volker Eloesser
- Dye by Christian Krueger, 2016
- ECKN+ by Christian Krueger for Berlin Softworks, 2008
- Hardwaretester/Peripheral Test 2.0 by Florian Dingler, 2008
- Hit the Mole by Carsten Strotmann, 2004
- Knight Quest by Simon Trew, 1991
  - Supports Multi-Mouse Touch Tablet Driver by Simon Trew
- Koala Cursor Demonstration Program by Karl E. Wiegers for Antic, Jan. 1985  
(article name: "Touch Tablet Cursor" ; original filename: KOALA.BAS)
- Kriss Kross by Simon Trew, 1992
  - Supports Multi-Mouse Touch Tablet Driver by Simon Trew
- Macro Edit / EDMAC (character set/screen editor) by John Oakley
- Multi-Mouse Touch Tablet Driver by Simon Trew for New Atari User #42 1990
- Musorqa by Ron Torborg for ANALOG #34, Sept. 1985
- Othello by Simon Trew, 1991
  - Supports Multi-Mouse Touch Tablet Driver by Simon Trew
- Pixel Artist Deluxe version 1.3 by Art Horan, 1988
- PLATOTerm by Thomas Cherryhomes, 2018
- The Print Shop (Broderbund)
- The Print Shop Companion (Broderbund)
- QUICK Ed Character Editor by PPP
- RAMbrandt by Bard Ermentrout
- Rubber Stamp (XLEnt)
- Smart Art II by Sean Puckett, 1984?
  - includes SMARTTAB.BAS patch for Touch Tablet/Koala support
  - includes TTCALIB.BAS Touch Tablet Calibration utility
- Typesetter (XLEnt)

- Xirius Defect by Martin Simecek, 2013
- Xirius Defect XXL by Martin Simecek, Jason Kendall, Zdenek Eisenhammer, 2014

See also AtariMania lists of games & utilities using the Atari Touch Tablet:

<http://preview.tinyurl.com/pst2j96>

<http://preview.tinyurl.com/q3hvhss>

## 8.10.2) KoalaPad/Animation Station

The following programs use the KoalaPad or the Animation Station:

- Alphabet Construction Set (Playground Software) by Futurehouse
- Animal Crackers (Playground Software) by Futurehouse
- Blazing Paddles (Baudville)
- The Brundles by KE-Soft, 1993 (hold SPACE at boot for configuration)
- Click! (Chris Martin, 2008)
- Computer Crayons (Playground Software) by Futurehouse
- Desktop Performance Studio (Virtuoso)
- DesignLab  
(Suncom version of Blazing Paddles; Distributed with the Suncom Animation Station)
- Diamond GOS by Reeve Software
- Diamond Develop by Reeve Software, requires Diamond GOS
- Diamond News Station by Reeve Software, requires Diamond GOS
- Diamond Paint by Reeve Software, requires Diamond GOS
- Diamond Write by Reeve Software, requires Diamond GOS
- DigiPaint 1.0 by Volker Eloesser
- Hardwaretester/Peripheral Test 2.0 by Florian Dingler, 2008
- Hong Kong, Kemal Ezcan for Zong 5/93
- Koala Cursor Demonstration Program by Karl E. Wieggers for Antic, Jan. 1985  
(article name: "Touch Tablet Cursor" ; original filename: KOALA.BAS)
- KoalaPainter (cartridge)  
(Illustrator product by Island Graphics, KoalaPad version)
  - Shipped with many KoalaPad units for Atari computers
- Koala Sketch by Charles F. Johnson
- Little Red Riding Hood (Playground Software) by Futurehouse
- Macro Edit / EDMAC (character set/screen editor) by John Oakley
- Micro Illustrator (disk) by Steven Dompier for Koala, © 1983 Island
- Graphics (Illustrator product by Island Graphics, KoalaPad version)
  - Shipped with many KoalaPad units for Atari computers
- News Station (Reeve Software)
- Pixel Artist Deluxe version 1.3 by Art Horan, 1988
- Planetary Defense (Charles Bachand and Tom Hudson for ANALOG #17 March 1984)
- Planetary Defense 2012 (Charles Bachand, Tom Hudson)
- PLATOTerm by Thomas Cherryhomes, 2018
- The Print Shop (Broderbund)
- The Print Shop Companion (Broderbund)
- RAMbrandt by Bard Ermentrout

- Reader Rabbit (The Learning Company)
- Rubber Stamp (XLEnt)
- Smart Art II by Sean Puckett, 1984?
  - includes SMARTTAB patch for Touch Tablet/Koala support
  - includes TTCALIB.BAS Touch Tablet Calibration utility
- Trails!
- Typesetter (XLEnt)
- Word Search (original author unknown)
  - upgrade, screen output and Touch Tablet support by Warren Lieuallen 10/86

See also AtariMania lists of programs using the KoalaPad/Animation Station:

<http://preview.tinyurl.com/orbbub4>

<http://preview.tinyurl.com/osa6bx7>

Note that the Atari Touch Tablet, the KoalaPad Touch Tablet, and the Suncom Animation Station are read by the computer in the same way that the computer receives data from paddle controllers, making software designed for paddles at least somewhat usable with these graphics tablets as well.

## 8.11) What games support online action via modem?

- Combat, by Robert Schilling for Adventure International, 1981
- Computer Battleship, by John Babson and Bill Cleis
- JellyBeans, by Chris Martin, 2004
- MIDI Maze, by Michael Park for Xanth F/X (prototype for Atari, 1989)
  - Supports XM301, SX212, or R1:(850)
- Modem Chess, by Gary Heitz, 1986
- Tele-Chess, by Thomas McNamee and Pete Goodeve for Antic, May 1983

## 8.12) What programs support Atari computer networking?

This section started by Andreas Koch.

There are two different hardware add-ons which provide a "computer-network" (two or more Ataris linked together). Thus, there is software that supports either one or the other hardware (namely GameLink or GameLink-II). The following software supports the networking hardware:

### **GameLink (by DataQue, 1990):**

- Computer Battleship, by John Babson and Bill Cleis, as patched by Rick Detlefsen for GameLink
- Tic-Tac-Two (a tic-tac-toe clone) by DataQue, 1990

### **GameLink-II (by DataQue, 1993) / Multilink (by Bewesoft):**

- Maze of Agdagon (full version, 2-8 players) by The AGDA Group, 1993
- Multi-Dash (2-8 players, XL/XE only) by Bewesoft;
- Multi-Race (2-16 players, XL/XE only) by Bewesoft;
- Multi-Worms (2-8 or 2-16? players, XL/XE only) by Bewesoft;
- "Starter-kit" module to use in your own networking-games by Bewesoft (free use of this module is granted by Bewesoft/Jiri Bernasek);
- Speed-Up by Radek Sterba
- Speed-Up Gold by Radek Sterba

## **8.13) What programs use Keyboard Controllers?**

This should be a complete list of released programs designed to use the Atari Keyboard Controllers, Video Touch Pad, or Kid's Controller (which are all mutually compatible with each other).

- Keypad Controller, by Thomas D. Newton for APX, 1982
- Keypad Controller, REV. 2, by Thomas D. Newton for APX, 1982
  - REV. 2 contains an option for using the program with two-player games
- Preschool Games, by Bob Polaro for APX, 1981

See also AtariMania lists of programs using keyboard controllers:

<http://preview.tinyurl.com/o4yw6hd>  
<http://preview.tinyurl.com/p7vmxdv>

## **8.14) What programs use Driving Controllers?**

Programs that use the Atari CX20 Driving Controller:

- Megoids by Peter J. Meyer and Lance Ringquist for Video 61, 2016
- Tempest Elite by Peter J. Meyer for Video 61, 2017
- Tile Smashers by Peter J. Meyer for Video 61, 2017

## **8.15) What non-commercial telecommunications programs are there?**

This section lists widely-used or notable noncommercial telecommunications programs for the Atari. These programs could be used for accessing dial-up online service providers, or for connecting to a dial-up bulletin board system (BBS) hosted by another home computer. Such activities were very popular on the Atari computer, especially from the mid-1980s to the mid-1990s.

### **AMISTERM, by Craig Chamberlain and Jim Steinbrecher, 3/17/82**

- Early recommendation for accessing an AMIS BBS
- Upload/download (text only)
- Requires R: handler

### **JTERM, by Frank C. Jones, 1982-1984**

- Originally based on a short BASIC program by Henrique Veludo published in Compute! #9, Feb81
- Developed in cooperation with ARMUDIC BBS author Frank Huband
- Upload/download (text only)
- Requires R: handler
- Version 3.1, June 19, 1982
- Version 3.2, July 10, 1982, published in Compute! #32, Jan83
- Version 3.8 published in Compute! #56, Jan85
  - Added support for 1,200 bps modems

### **ATERM, by Marshall Abrams, 10/1982**

- Simple terminal simulator (no specific terminal emulation)
- Upload/download (text only)
- Requires R: handler

### **AMODEM, by Jim Steinbrecher, 1982-1984**

- Designed for accessing RCP/M and Atari bulletin board systems, and as a replacement for AMISTERM.
- XMODEM file transfers (standard protocol by Ward Christensen)
- Early releases: the major versions <2.0, 3.0, 4.0> were released by the author, while the "sub-versions <3.1, 3.2, 4.1...> were mostly prepared as personal modifications by others. 4.0 was released in 10/82.
- Atari MODEM Ver. 4.2
  - AMODEM4.BAS:VER 4.2; 11-24-82 (AMODEM42.BAS)
  - Requires R: handler
- Atari MODEM-835/850 Ver. 4.2
  - AMODEM42.835:VER 4.2;01-15-84 (AMOD1030.BAS)
  - Requires T: handler; distributed with the author's 835/850 Handler (alias AUTO1030.OBJ)
  - Unofficial release "SUPERTERM 835/1030 MODEM" distributed with slightly modified version of the Steinbrecher 835/850 Handler (SUPRTERM.AUT)
- "AMODEM Plus" – various versions released by others based on AMODEM 4.2

### **TSCOPE / MSCOPE / RSCOPE, by Joe Miller (Joseph B. Miller III), 1983-1986**

- "This (limited-feature) telecom program was designed to be used with the CompuServe Information Service."
- Supported some CompuServe VIDTEX terminal program functions, including:
  - UPL and DOW commands for file transfers using the CIS 'A' Protocol
  - Online color graphics
- TSCOPE original release, 25 Dec 83
  - Integrated T: handler supports both 850-based and 835/1030 Modems
  - Does not work with the P:R: Connection interface
- MSCOPE, 18 May 85
  - Features of TSCOPE, but integrated modem driver is for MPP modems
- RSCOPE, 15 Apr 86
  - Features of TSCOPE without integrated modem driver, requires R: handler

### **Kermit for the Atari Home Computer, 1983-1984**

- Kermit upload/download file transfers, DEC VT52 terminal emulation
- v1.1 by Jack Palevich (John H. Palevich) (1984/01/09)
  - Official port of the Columbia University Kermit Project software
  - Released as Action! source code, compiles into one of two versions:
    - For the Atari 850 and the DC-Hayes Smartmodem, with auto-dial support
    - For the Atari 1030 Modem
  - Requires R: or T: handler as appropriate
  - Available: <http://www.columbia.edu/kermit/archive.html#atari>
- v1.2 Kermit/1030 release by Jack Palevich (John H. Palevich), 1984 (aliases: KERMIT1030 or KBIN.HEX)
  - Requires T: handler
- v1.3 Atari/850 Kermit release by Jim Dahlberg, 1984
  - Requires R: handler

### **TERM1030, by Matthew S. Arrington, 1984-1985**

- XMODEM upload/download
- Version 2.0 (1984?) requires T: handler
  - Distributed with TERM1030.AUT, a version of Steinbrecher's 835/850 Handler as slightly modified to automatically load and run a file named ".RUN" from disk after the driver is loaded.
- Version 3.0 (1985) requires T: handler
  - Distributed with "Antic's T-handler for: TERM1030" (THANDLER.OBJ) which is a version of Steinbrecher's 835/850 Handler modified to work as AUTORUN.SYS on a DOS 2 disk with MEM.SAV created, in combination with TERM1030.BAS on that disk.
- Ver. 4.2R by Rich Schmitt, 5/1/85
  - Requires R: handler; R.BIN or 'RHANDLER2' recommended.

### **DiskLink, by Ken Fowkes, 1984 (alias: Disk 'o Link)**

- Supports file transfers between two Atari computers running this program in 2 modes: ASCII text and modified XMODEM protocol.
- Thanks to nonstandard XMODEM implementation, allows two users to type back and forth (in a somewhat halting fashion) DURING file transfer.
- Integrated T: handler supports both 850-based and 835/1030 Modems

### **VT-10-Squared (VT10<sup>2</sup> or VT10SQ), by Alexander M. Stevens and David L. Bailey**

- DEC VT100 terminal emulation, 80-column screen (software handler)
- Version 0.6, 1984? (VT100.OBJ)
  - Both 850-based and 835/1030 Modems supported via integrated handler derived from R.BIN
  - Instructions include a program to remove the integrated R.BIN to create VT10SQ.OBJ, either with an integrated MPP R: handler (distributed as the separate file MYHAND.OBJ), or without integrated R: handler to be used with the A.I.D. RHAND.OBJ R: handler for the R-Verter
- Version 0.7, 1985?
  - VT10SQ.XMO with integrated R.BIN, or VT10NH.XMO without R: handler
  - Adds some VT-100 features and corrects some bugs in order to facilitate operation with UNIX and the vi editor
  - Adds a capability to transmit even or odd parity
- Version 0.7 modified for XL by K. Knutson
  - Earlier releases require 400/800 OS or OS translator
- VT100 Terminal Emulator, modified and revised version by Alec Benson, 1986 (VT100.OBJ or VT100NR.OBJ)
  - Added VT52 emulation
- OmniTerm version modified by CDY Consulting for OmniView

### **AMODEM 7, by Trent Dudley, 1985-1987**

- Rewritten from AMODEM 4.2 and AMODEM Plus releases
- Requires R: or T: handler
- AMODEM 7.0 (5/85) features joystick input, SHIFT-CTRL key macros, adjustable delay rate, XMODEM transfers. Exclusive R: handlers:
  - AMOD70.AUT loads the 850 R: handler
  - AMODMPP.OBJ R: handler for MPP modems. Derived from the DeMar handler.
- AMODEM 7.1, 8/12/85
  - Exclusive modem device handlers:
    - R850.ATR (executable, not a disk image) loads the 850 R: handler
    - MPP.ATR (executable, not a disk image) R: handler for MPP modems. A modified version of the MPP REV. 1.0 MINI R: handler which is compatible with XL/XE computers. (alias: AMD7HND.MPP)
    - T1030.ATR (executable, not a disk image) loads the 1030 T: handler
    - RBIN.ATR (executable, not a disk image) version of R.BIN combined R: handler for 850-based and 835/1030 Modems



- AMODEM 7.2, 12/1/85
  - Exclusive modem device handlers:
    - MPPHANDL.A72 R: handler for MPP modems (essentially identical to MPP.ATR)
    - AUTO1030.72 loads the 1030 T: handler
- AMODEM 7.3 XE, requires BASIC XL or BASIC XE, 12/85
- AMODEM 7.2R, for the R-Time 8 cartridge, 2-Feb-86
  - Exclusive modem device handler:
    - MPPHANDL.AM7 R: handler for MPP modems (essentially identical to MPP.ATR)
- AMODEM 7.4, 15-Mar-87, features XMODEM/CRC and YMODEM file transfers, word wrapping, an edit window, improved autodial scanning and macros; support for: SpartaDOS, R-Time 8, BASIC XE.
  - Distributed with modem device handlers: BOOT850.COM, MPPHANDLR.COM, BOOT1030.COM, THANDLER.COM, RHANDLER.COM
- AMODEM 7.50, 14-Jun-87 (final release)
  - Distributed with modem device handlers: BOOT850.COM, MPPHANDLR.COM, BOOT1030.COM, THANDLER.COM, RHANDLER.COM

### **Express!, by Keith Ledbetter, 1985-1986**

- Strengths: auto-dialer and reliable XMODEM transfers
- Version 3: XMODEM/CRC, ability to download .BIN files on CompuServe using XMODEM, VIDTEX mode for CompuServe cursor positioning, R-Time 8 support
- Each version includes an integrated modem handler
- Original version: 1030 Express! (September 1985)
  - Integrated T: handler
- 850 Express! 3.0 release date: 9/24/86 (earlier releases include 1.1)
  - Integrated R: handler
- 1030 Express! 3.0 release date: 11/1/86 (earlier releases include 2.0, 2.1)
  - Integrated T: handler
- MPP Express! 3.0 release date: 12/1/86 (earlier releases include 1.1)
  - Integrated R: handler is Chilcott MPP handler
- Also the basis for SX Express! from Atari (1988) and for the Express! cartridge from Orion Micro Systems (1990)

### **VTERM V10.4.86, by Joe Hitchens, 1986**

- DEC VT52 terminal emulation, 80-column pannable (40-column visible) screen, capture, Upload/download (text only)
- Requires R: handler

### **OmniCom, by CDY Consulting (David Young), 08/15/1987 (shareware release)**

- VT10SQ was used as an early model.
- 80-column screen (software handler), VT100 emulation, XMODEM, Kermit, ASCII send, capture mode, screen dump
- Requires R: handler. Distributed with the ATARISRS.232 variation of R.BIN as extracted from VT-10-Squared.
- While 1986-1987 commercial versions required a CDY Consulting Omniview chip, the 08/15/87 shareware release runs on standard Atari hardware

### **Kermit-65, by John R. Dunning, 1987-1990**

- Kermit file transfers, VT100 or VT52 terminal emulation (or none), Atari standard screen, 80-column pannable (40-column visible) like VTERM, or 80-column graphics like VT10SQ
- Port of Kermit-65 for Commodore 64
- Two versions of each release:
  - K65.COM or KERMIT.COM: Integrated 850 R: autoloader
  - K65NR.COM or KERMITNR.COM : Requires R: handler
- Releases: 3.1 8/6/1987, 3.3 10/20/1987, 3.5 4/1990, 3.6 4/1990, 3.7 5/1990

### **DeTerm, by Jim Dillow, 1987-1988**

- XMODEM file transfer, full Telenet PC Pursuit support, Breakout game playable while uploading, downloading or waiting for a connection
- Several versions: DeTerm XM301 (DTXM) / DeTerm MPP (DTMPP) / DeTerm SX212 (DTSX) each have a built-in modem handler; DeTerm 850 (DT850) is to be appended to an 850 R: autoloader; DeTerm (plain) requires R: handler

### **PC-Term, by Rick Hunter, 1988**

- Designed especially for Telenet PC Pursuit
- XMODEM, XMODEM/CRC, YMODEM, or C-MODEM (C-MODEM protocol by Jerry Horanoff of Carina Software Systems) file transfers
- Dialer, capture, print-screen
- 850-based or SX212 Modem required (integrated SX212 handler by Jim Dillow)
- Version 3.1, 10/14/88

### **BobTerm 1.2x, 1990-1993, shareware by Bob Puff**

- XMODEM, XMODEM/CRC, XMODEM-1k, CIS Fast XMODEM (BobTerm exclusive for use only on CIS), YMODEM, FMODEM (YMODEM but with 4 KiB block size) file transfers
- VT52 terminal emulation (odd or even parities) with CompuServe VIDTEX cursor positioning
- Floating buffer size (depending on machine and DOS), chat window with recall, online/real-time clock, R-Time 8 support, dialing system
- Modular design: distributed with an XEP80 driver and with a command processor module for SpartaDOS 3.2 or SpartaDOS X
- Integrated 850 R: autoloader; also supports and distributed with separate R: handlers for most possible modem options, most written by Bob Puff

- Version 1.21 final full release, 4/27/1990: <http://www.nleaudio.com/css/>
- Version 1.22 05/1990 executable, final version update for real hardware: <http://preview.tinyurl.com/navwxj3>  
<http://preview.tinyurl.com/o52parp>
- Version 1.23 03/1993 executable, updated version for use with emulators (not for use with more modern Atari emulators or with real hardware): [http://www.mixinc.net/atari/download\\_a8/datacom/bobt123.lzh](http://www.mixinc.net/atari/download_a8/datacom/bobt123.lzh) or <http://members.chello.nl/becotel/atari/software.html>
- Earlier releases: v.1.02 4/1989, v.1.10 6/1989, v.1.20 4/1990

### **VT850, by Curtis Laser, 1991**

- VT100 terminal emulation, with select VT102 features and VT200 series keyboard support. Capture file function.
- Supports the XEP80 (joystick port 1) and the CX85 (joystick port 2)
- Display is either 39 columns in GR.0 with custom character set, or 80/132 columns (authentic VT100 horizontal scrolling for >80 columns) on the XEP80
- Requires R: handler
- Release versions: B0, B1

### **ANSITerm, by Robert Sinclair, 1991-1992**

- IBM terminal emulation program with VT100 mode
  - ATARI, ASCII, or ANSI modes
- XMODEM send/receive, dump, capture, dialer
- Requires R: handler.  
Distributed with handlers for: 850, P:R: Connection, SX212
- Version 1.0 released 24-JUN-92

### **FlickerTerm 80, by Clay Halliwell, 1993-1995**

- High speed ANSI terminal emulator
  - ASCII, IBM PC, or VT100 modes
- 80-column screen uses two alternating Graphics 0 screens
- Print-screen, Joystick/CX85 Keypad, macros
- Requires R: handler
- Releases: v0.37 07/07/94; v0.381 11/04/94; v.0.51 6/27/1995

### **Ice-T, by Itay Chamiel, 1994-2013**

- Complete VT102 and ANSI-BBS emulation, including boldface/blink support
- Supports up to 19,200 baud, with no data loss
- 80-column screen (GR.8 software handler)
- XMODEM/CRC, XMODEM-1k, YMODEM, YMODEM-g, ZMODEM download protocols
- ASCII upload, 16 KiB capture buffer, 16 KiB scrollbar buffer
- Auto-dialer, with a directory of up to 20 numbers
- Text file viewer, Fine scroll, Print screen
- Requires R: handler

- Ice-T 800 v1.1, October 1994:
  - Reduced features, but only requires 48 KiB 400/800
- Ice-T XE 2.72, February, 1997
  - Full feature set, requires an XL/XE with at least 128 KiB RAM
- Ice-T XE 2.73, April 14, 2012
  - Available: <http://atariage.com/forums/topic/196599-ice-t-xe-273-released/>
- Ice-T XE 2.74, September 24, 2013
  - Available: <http://atariage.com/forums/topic/217052-ice-t-xe-274-released/>
- Ice-T XE 2.75, October 1, 2013
  - Available: <http://atariage.com/forums/topic/217245-ice-t-xe-275-released/>
- Ice-T XE 2.76, October 10, 2013
  - Available: <http://atariage.com/forums/topic/217539-ice-t-xe-276-released/>

### **Term-80 / Term80, by Tom Hunt, 1995-1996**

- (Not to be confused with the unrelated Term 80 by Mark Gamber, 12/1/88)
- Designed for calling IBM ANSI bulletin boards at the highest speeds supported by the MIO and Black Box. Default 14,400 baud.
- Hyperspeed R: handler by Len Spencer recommended for MIO users
- Requires one of:
  1. Modem connected to a Black Box or MIO
  2. Either a hard drive (connected to a Black Box or MIO) or a RAM drive (modem connected to a P:R: Connection, 850, or similar interface)
  3. Both a (hard drive or RAM drive) AND modem connected to a Black Box or MIO
- Requires SpartaDOS (3.2d or 3.2g/gx)
- 80-column screen (GR.8 software handler)
- Dialer, YMODEM receive/send
- Modular design, distributed with modules for: XMODEM/CRC and XMODEM-1k receive, capture, change baud rate
- Releases:
  - 8.15.95 Version 1.4 was 1<sup>st</sup> general release;
  - 8.19.95 Version 1.5;
  - 8.25.95 Version 1.6
- 5.24.96 Version 1.9 BETA was distributed to testers with several modules for use with Internet email and lynx servers via a dial-up telnet service. (Direct access to a telnet server is (was) sometimes provided as part of a dial-up SLIP/PPP account from an Internet service provider.)
  - Available: <http://atariage.com/forums/topic/180427-term80/#entry2257913>

## 8.16) What programs can I use to host a BBS on the Atari?

Contributors to this section include: Winston Smith, Steven Sturza, Chad Hendrickson, Don Fanning, Matt Singer, Pete Davis, Jeff Williams, Rod Roark

"A BBS, plain and simple, is some hobbyist setting up their own computer to answer incoming calls from other hobby computers. The visiting person leaves messages on this computer for other visitors, plays games while visiting, sends and receives files, and all that."

– Greg Goodwin, 2005

The 8-bit Atari was popular for hosting a dial-up Bulletin Board System (BBS). This section attempts to list all BBS programs for the Atari.

For most programs listed, a link is provided to the corresponding section at <http://www.bbsdokumentary.com/software/> which is a comprehensive collection of BBS information, screenshots, and downloads collected by Jason Scott.

### **AMIS (Atari Message & Information System)**

AMIS was the first BBS program for the 8-bit Atari, created by lead programmer Tom Giese with other members of the Michigan Atari Computer Enthusiasts (MACE). Development and testing started in late 1981, and the MACE A.M.I.S. became the first 24 hours per day Atari BBS in February 1982 (original hardware: 48 KiB Atari 800, Hayes Smartmodem, 850 Interface, four floppy disk drives, 822 Printer). Written in BASIC.

<http://www.bbsdokumentary.com/software/ATARI/EIGHTBIT/AMIS/>

The AMIS BASIC source code proved a popular starting point for a number of popular AMIS variations, including:

- AMIS, by Stan Subeck & Susie Subeck
  - According to Antic vol. 3 no. 9 Jan-1985:
    - Built-in modem commands for a Hayes Smartmodem.
    - Requires some modification to run with an MPP, Signalman Mark 7 or Mark 12 modem.
    - Requires a different method of auto-answer than other BBS programs, and demands a different setting of the modem's internal DIP switches.
    - Message files compact automatically.  
<http://www.bbsdokumentary.com/software/ATARI/EIGHTBIT/FASTAMIS/>
- Carnival BBS, by ??????
  - "essentially AMIS with an overlay to allow for private messages and passwords." – Antic vol. 3 no. 9 Jan-1985
  - "demands a large amount of disk space and requires every bit of memory your system has." – Antic vol. 3 no. 9 Jan-1985  
<http://www.bbsdokumentary.com/software/ATARI/EIGHTBIT/CARNIVAL/>  
<http://www.atarimagazines.com/v3n4/communications.html>  
<http://www.atarimagazines.com/v3n9/communications.html>
- Reed Audio BBS, by Todd Gordanier, 1986
  - A modified version of Carnival BBS that added multiple forum support & support for the Atari 1030 Modem by way of a hardware ring detector (relay). (Wikipedia)

- Comet AMIS, by Matt Pritchard and Tom Johnson  
<http://bbslist.textfiles.com/704/oldschool.html>
  - Home was Comet AMIS of Algonic, MI
  - Originally MPP AMIS by Matt Pritchard, for MPP modems only (John DeMar of New York State wrote the MPP drivers), then modified to be used with other types of standard modems.
  - Some heavy involvement of Trent Condellone in certain features
  - The final version featured many automated tasks, usage logs, passwords, private mail, multiple message bases and support for hard drives and MYDOS, and was on the cutting edge of AMIS/Atari 8-bit BBS technology. (Wikipedia)
- AMIS XM301, by Mike Olin and Mike Mitchell (Catspaw Software Systems)
  - Written in BASIC XE (Wikipedia)
- TODAMIS 1.0, by Trent Dudley, 1986
  - for 1030/XM301

### ADCM BBS

- Version 1.00 © 1985 ADCM Systems
- © ADCM Systems Version 1.35 - January 15th, 1986
- For use with the Pocket Modem by BOT Engineering
- Jacobus writes (11/2010):
  - "Features a command driven interface, private mail, public message board, upload and downloads. Handles up to 255 users up to 500 baud."
  - "The author is Julius Oklamcak"
- Info & download: <http://www.atariage.com/forums/topic/172034-adcm-bbs/>

### ARMUDIC, by Frank Huband

<http://www.bbsdokumentary.com/software/ATARI/EIGHTBIT/ARMUDIC/>

From the Downtown Washington Atari Users Group of Washington, D.C. Greg Leslie writes "It was written (in BASIC with machine language subroutines) by Frank Huband, and the name came from the numbers used to dial the original BBS (276-8342).

### ATABBS - Atari Bulletin Board System

Rod Roark writes (3/12/03):

This is really straining my memory – don't recall exactly when I wrote the thing (maybe '80 or '81), but as far as I know ATABBS was the world's first BBS for the Atari 400/800.

I ran it out of my condo in Atlanta on a 48 KiB 400 with a 90 KiB floppy drive and a 300 bit/s Hayes Smartmodem. The 48 KiB memory module was a third party add-on, not Atari's.

It was written in Atari BASIC with a few bytes of machine language thrown in.

## **AtariLink BBS – program by Paul Sungenis and Darren M. Benfer,**

Version 1.43 © 1987-1988 Paul L.A. Sungenis

From his blog at <http://atari8programming.blogspot.com/> on 20-Mar-2006:

In 1985-1986 I wrote and eventually released the AtariLink BBS software. This came out of necessity, since most Atari BBS programs at the time (especially FoReM and its bastard children) didn't fully support the 1030 Modem that I used (or the XM301 that followed afterward). I eventually adapted the program to work with Atari's 1,200 bit/s SX212 Modem when that was released, and in the process threw the program open to just about every modem out there. AtariLink floated in the wild, passed from BBS to BBS for a while, before an Atari magazine (I forget which one) distributed the software as its disk of the month.

- Requires Atari BASIC; BASIC XE supported
- Recommended SpartaDOS 2.3b/e or SpartaDOS X due to memory requirements.
- Expandable with Door programs

## **ATKeep – An Atari 8-bit version of CITADEL BBS, by Brent Barrett**

<http://www.bbsdocumentary.com/software/ATARI/EIGHTBIT/ATKEEP/>

ATKeep is a Citadel-like BBS system for eight-bit Ataris. ATKeep runs under SpartaDOS and requires BASIC XE and 128 KiB of RAM. Originally "MBBBS (Message Base Bulletin Board System) 1.0, March 24th, 1986" MBBBS was changed to Atari Keep, or, ATKeep for short, around version the time version 4.0 was released (June 15, 1986).

ATKeep 7.0 finally took the aide and cosysop commands out of a menu section and put them into extended commands, where they belonged. It also added a SYSOP level command set. Users were no longer "users" "aides" or "cosysops," they had become level "A" (SYSOP) through level "Z" (READ ONLY). The system had become extremely complex. Public, hidden OR password protected PRIVATE rooms. Each room now had its own access level (thus keeping people of lower level from getting in EVEN if they knew the room name). Each room was assigned a RWRT (or Read WRiTe status), which determined who could enter messages in it, and whether or not public or private messages, or both were to be allowed.

Before version 7.0, ATKeep only worked with the Atari 1030 or XM301 Modems.

ATKeep 7.0 was rewritten to accommodate the 850 or PRC interface allowing use of any Hayes compatible modem.

ATKeep version 7.50 was released (1987), was version 8 released?

## **BBCS – Bulletin Board Construction Set, by Scott Brause/Antic, 1985**

<http://www.bbsdocumentary.com/software/ATARI/EIGHTBIT/ABBCS/>

A machine language program, developed as the Jersey Atari Computer Group (JACG) BBS system.

BBCS was known for its great flexibility. The sysop was offered easy customization by the use of menus. Many BBSes before it required that you had to actually change the BASIC code in order to customize your BBS.

Unfortunately, it also suffered from a reputation for stability problems.

## **BBS Express! – 1986-1989, Keith Ledbetter/Orion Micro Systems**

<http://www.bbsdokumentary.com/software/ATARI/EIGHTBIT/BBSEXRESS/>

Written in compiled Action!. 835/1030/XM301 and 850 versions.

## **BBS Express! Professional ("Pro!") – 6.0b 1999, Lance Ringquist/Video 61**

<http://www.bbsdokumentary.com/software/ATARI/EIGHTBIT/BBSEXRESSPRO/>

Version 1.0 released 5/8/1988 by Keith Ledbetter and Chris King from Orion Micro Systems. bf2k+ wrote (May 2010) that version 2.1a was the last version compiled by Keith Ledbetter before he sold it.

Version 5.0 Copyright 1995 by K-Products (Bob Klaas) credited to: Stephen J. Carden, Keith Ledbetter, and Chris King

Currently owned by Lance Ringquist/Video 61: <http://www.atarisales.com/>

Written in 100% machine language.

Requires XL/XE, SpartaDOS 3.2+, hard drive highly recommended, or at least a large RAM drive. R-Time 8 is fully supported.

SpartaDOS Pro Ver 3.3c 19-Dec-97 (S)hareware 1994 by FTe

- SpartaDOS 3.3, originally derived from a disassembly of ICD SpartaDOS 3.2c, was developed by Stephen J. Carden with Ken Ames specifically to be an optimal environment for running BBS Express! Pro.
- SpartaDOS 3.3c was released on cartridge by Video 61 in early 1998.

## **Carina BBS (Carina I), Carina Software Systems (Jerry Horanoff), 1986**

<http://www.bbsdokumentary.com/software/ATARI/EIGHTBIT/CARINA/>

- Highly modular, modifiable code written in Atari BASIC
- Features Programmable Modem Operating Environment (MOE)
- Supports XMODEM file transfers

## **Carina BBS version II (Carina II)**

© 1988 Carina Software Systems (Jerry Horanoff)

v2.5 upgrade (4/24/91) © 1990 by Shadow Software (David Hunt)

v2.6 (6/15/93) by Shadow Software (David Hunt)

v2.7 © 1995 by Shadow Software (David Hunt)

<http://www.bbsdokumentary.com/software/ATARI/EIGHTBIT/CARINA/>

- Requirements: Atari XL/XE computer, at least 500 KiB of storage capacity (combination of disk drives and/or RAM drive), a modem, and SpartaDOS 2.3 or greater.
- Recommended: 192 KiB RAM drive or greater, R-Time 8
- Explicitly supported: MIO interface and a hard drive
- A complete re-write of Carina BBS
- Highly modular, modifiable code written in Atari BASIC



- Programmable Modem Operating Environment II (MOE II)
- VT-52 graphics support
- Features proprietary C-Modem file transfer protocol, also supports: XModem, XModem CRC, YModem (1K X-Modem CRC), YModem Batch, ASCII, others

### **Commonwealth XL BBS – © 1985, 1986 by Smokey Layton**

<http://atariage.com/forums/topic/226543-commonwealth-xl-bbs/>

- Expected to run under MYDOS 3 or higher.
- Requires disk drive (including RAM drive) with 180 KiB capacity or higher
- Written in BASIC; BASIC XL supported
- Has a control structure that is modeled after AMIS BBS programs

### **ECABBS – Efficient Chips Atari Bulletin Board System**

by Matthew Jones, V2.0, 1983

[http://www.page6.org/pd\\_lib/utilities/pd\\_ecabbs.htm](http://www.page6.org/pd_lib/utilities/pd_ecabbs.htm)

- Originally a commercial release, then released to the public domain
- Requires R: handler
- Written in Atari BASIC

### **FoReM BBS – Friends of Rick E. Moose BBS.**

Developed/sold by Matthew R. Singer.

<http://www.bbsdocumentary.com/software/ATARI/EIGHTBIT/FOREM/>

Versions that operate with the Atari 850, the ATR 8000 CP/M interface, and other configurations. Written in Atari BASIC.

Matt Singer writes:

FoReM BBS derived from an early AMIS. When multiple message areas were added the name was extended to FoReM 26M. Then, When OSS released BASIC XL the program was rehacked and called FoReM XL... Bill Dorsey wrote most of the Assembler routines (where is he now?).

### **FoReM MPP BBS – developed by Matt Singer, modifications by Matt Ingram and Ted Rosner, sold by MPP**

FoReM BBS version for the MPP direct-connect modems (MPP-1000C).  
(source: Micro of Monmouth Volume 3 Issue 10).

### **FoReM 26M BBS – developed/sold by Matt Singer.**

FoReM BBS updated to support multiple message area.

### **FoReM XL BBS – developed/sold by Matt Singer.**

FoReM 26M updated to take advantage of BASIC XL from OSS.

### **FoReM XE BBS – developed by Matt Singer**

This version of FOREM BBS requires the commercial BASIC XE cartridge in order to run. It is in the public domain and can import and export messages from the Atari PRO! BBS EXPRESS-NET (7-bit text only, control ATASCII graphics are reserved for message data-structure bytes).

### **FoReM XE Professional BBS / FoReM XEP BBS – by Len Spencer**

<http://www.bbsdocumentary.com/software/ATARI/EIGHTBIT/FOREMXE/>

A re-write of FoReM XE BBS, last version was 5.4, Jan 5 1993. FXEP requires an XL/XE computer with at least 128 KiB of memory, the BASIC XE cartridge from OSS/ICD, SpartaDOS 3.2 (this program will NOT work with any other version), and at least 500 KiB of storage.

### **Madrona Marsh BBS – written by Matt Arrington**

<http://www.bbsdocumentary.com/software/ATARI/EIGHTBIT/MARSH/>

"very structured and very customizable at the same time" - Brian A. Diaz

### **MBBBS (Message Base Bulletin Board System)**

– early name for ATKeep, see above

### **Nite Lite BBS – Paul S. Swanson**

<http://www.bbsdocumentary.com/software/ATARI/EIGHTBIT/NITELITE/>

- First online: November 3, 1983. Ran completely in RAM.
- Second version shifted the message base to a disk drive.
- Third version added XMODEM uploads/downloads, support for a second disk drive, menus were shifted to disk, ran the first online text adventure
- Fourth version shifted more of the system to disk, ran on the ATR8000 and double density disk drives.
- Version 5.0, Copyright 1985
  - Integrated support for Nite Lite Systems V:Handler (RAM drive)
  - Supports C-GUL protocol for graphics and sound using the C-GUL terminal program

### **OASIS (the commercial version) / OASIS Jr. (the public domain version)**

<http://www.bbsdocumentary.com/software/ATARI/EIGHTBIT/OASISIV/>

<http://www.bbsdocumentary.com/software/ATARI/EIGHTBIT/OASISJR/>

The original OASIS BBS System was written by Rich Renner and Ralph Walden with tech support and input from Leo Newman. It was first published by OASIS BBS Systems (Renner/Walden/Newman) in 1986, and distributed by Leo Newman. Later, the rights were transferred to Glenda Stocks/Z INNOVATORS, then later (1991) to Jeff Williams ("Alf").

All machine language. OASIS is very crash-resistant and comes with a "dial out" screen so that the Sysop can use the BBS as a terminal program to call and fetch files without having to bring the BBS down and reload a terminal program. OASIS supports "Door programs" which it refers to as "OASIS PAL modules". An excellent message system, and a complex file system. It consists of "file libraries" with suites of "file types". There is quite a bit of overhead involved in performing a download (which may be a good thing, as it discourages file hogs). OASIS IV

performs networking. SpartaDOS 3.2x recommended, but any DOS supported. R-Time 8 clock cartridge supported.

Glenda Stocks writes at <http://world.std.com/~snet/glenda.htm> :

I purchased the source code rights to OASIS and began marketing the BBS software to Atari 8-bit enthusiasts around the world. I felt that I had the superior BBS software because I had programmed in the ability to run external programs, including online games and user surveys. I also had added color prompts for IBM clone users who called Atari boards running my OASIS software. Sometime in 1991...I sold the rights to OASIS to a man in Canada..

Jeff Williams ("Alf") writes: (12/6/02)

OASIS was around prior to either PRO or BBS Express! IIRC. I don't know when exactly it showed up, version 3.09 was the first one I remember seeing. What made it nifty was it was very fast, being all assembler, and having some different features that things like Forem & Carina didn't have. Compared to something like Forem MPP at the time, it was kind of amazing.

Ralph Walden sold it to Glenda Stocks, who chopped it up into modules and sold it as ver 4.7. PRO was out by then, and was a much more complete offering in my humble opinion. Glenda wrote some modules for 4.7, but it never really went anywhere because the architecture was so cramped with her changes.

Eventually she gave up and sold me the source. I looked it over and realized it was a mess and nothing was going to happen with it. I worked on a version 5 for a while, but never made much progress.

### **Puff BBS – by Robert (Bob) Puff**

<http://www.bbsdocumentary.com/software/ATARI/EIGHTBIT/PUFFBBS/>

"came with a hardware component to both provide ring detect for the Atari (none existed in the modem) and to serve as a hardware key/dongle associated with the software."

### **SMART BBS – by Marco Benton**

<http://www.bbsdocumentary.com/software/ATARI/EIGHTBIT/SMARTBBS/>

This program is written entirely in BASIC. It expects to be running under a SpartaDOS environment. This BBS program uses a "modem clock string" rather than an R-Time 8 cartridge in order to retrieve the current time. It also comes with an Atari BASIC game door called "Sabotage".

### **TART-BOARD – by Bob Alleger**

Early Atari BBS.

### TCPIP Express – by ILS - Integrated Logic Systems - Stephen J. Carden

<http://www.realdos.net/prodtcpip.html>

This upgrade is to the BBS Express Professional. This version is designed to function on the Internet and Multiplexer, though neither is required. Targeted at the serious, big-system Internet SysOp. Will ONLY run on SpartaDOS 3.2x or greater or RealDOS. TDLINE must be installed, and the R-Time 8 is fully supported. Written in 100% machine language.

### XeBBS+ – by Jonathan Taylor

<http://www.bbsdocumentary.com/software/ATARI/EIGHTBIT/XEBBS/>

For the Atari 130XE / Expanded 800XL, required BASIC XE, designed to work with the SupraDrive hard disk.

"Used the Automatic Modem Processor (AMP) code from FoReM XE, but was otherwise written from scratch." - Jonathan Taylor

### 835 & 1030 & XM301 Modem Bulletin Board

By Gardner Computing (earlier) / Duplicating Technologies (DT) (later)

Auto answer, XMODEM upload/download, sold with ring detector.

Ads: ROM #9 Dec-1984 / Jan-1985 p. 37; Antic vol. 4 no. 10 Feb-1986 page 44

## 8.17) What Internet applications are there for the Atari?

### Contiki OS package for Atari, by Oliver Schmidt

Supports the Dragon Cart and the Dracarys Ethernet devices.

Program	Description
ETHCONFIG.COM	Needs to be run once on every disk (image) in order to select the Ethernet device (and PBI device ID) to use
IPCONFIG.COM	Needs to be run once on every disk (image) in order to configure the Contiki TCP/IP stack. Both manual configuration and automatic configuration via DHCP is possible
WEBBROWS.COM	Text-based web browser with mouse support. Offers to execute WGET.COM for non-HTML content
WGET.COM	Downloads content from a web server and saves it as file on the disk (image)
IRC.COM	Bare bones Internet Relay Chat client
WEBSERV.COM	Web server for static web pages. Just place *.HTM, *.CSS, *.PNG, *.GIF and *.JPG files on the disk (image) to have them served
TELNETD.COM	Telnet daemon providing access to a simple shell for a Telnet client like PuTTY

Available: <https://github.com/oliverschmidt/contiki/wiki/ATARI>

## **IP65 package for Atari**

by Oliver Schmidt, Christian Groessler, Jonno Downes  
Supports the Dragon Cart and the Dracarys Ethernet devices.

Ready to run TCP\_IP programs:

- Date65 - a Network Time Protocol (NTP) client.
- Telnet65 - a Telnet client with a VT100 terminal emulation. The network part is based on IP65 and the terminal part is based on CaTer.
- Tweet65 triggers an If This Then That maker webhook which is supposed to be configured to post a tweet on Twitter.

Available: <https://github.com/cc65/ip65>

## **8bit-Slicks game by Anthony Beaucamp (8bit-Dude)**

Two versions, each supporting online play:

- Dragon Cart optional version
- #FujiNet optional version

Available: <http://8bit-slicks.com/>

*This page intentionally left blank*

# Chapter 9

# File formats & Copy

## 9.1) What file formats for entire disks / tapes / cartridges are there?

It is now common, especially when working on modern computers, to work with Atari software as files or "images" containing the data from an entire disk, data cassette, or cartridge as duplicated from the native media for the Atari.

Here is a list of file formats, arranged by their associated filename extensions. These are all filename extensions used to name files containing entire 8-bit Atari floppy disk images, cassette tape images, or cartridge images.

- .A2R** Raw flux image format invented by John Keoni Morris for his Applesauce floppy drive controller hardware and software.  
Comparable to .SCP SuperCard Pro files and RAW KryoFlux stream files.

- .ATR** Image format invented by Nick Kennedy, for his SIO2PC project.  
Very similar to .XFD but with an added 16 byte header.  
Widely used format for images of 8-bit Atari disks for use on other computer platforms. Does not support custom formats as found on disks with copy protection.  
<http://pages.suddenlink.net/wa5bdu/sio2pc.htm>

- .ATX** Image format invented by Jorge Cwik (ijor), for VAPI project. Goal of VAPI is the preservation of Atari software in its original unmodified form, including custom formats used for copy protection.  
.ATX is a superset of .ATR, but .ATX supports images of 90 KiB single density disks only.  
<http://vapi.fxatari.com/>  
<http://www.whizzosoftware.com/sio2arduino/vapi.html>  
<http://atariage.com/forums/topic/252191-vapi-library-source-code/>  
<https://preview.tinyurl.com/y67nmrcn> (format enhancements 2020)

- .BIN** Same as .ROM, see below.

- .BIN** A binary file as described in a separate section of this FAQ list regarding filename extensions.

- .CAR** Cartridge ROM image format invented for the Atari800 emulator (first introduced in Atari800 0.8.0). Format includes information about cartridge type. Contains the 'CART' signature at the beginning of the file.  
<https://github.com/atari800/atari800/blob/master/DOC/cart.txt>



**.CAS** Cassette image format invented by Ernest R. Schreurs, for his Digital Cassette Image system (includes CAS2SIO, WAV2CAS, and CAS2WAV MS-DOS utilities).  
See: <http://home.planet.nl/~ernest/>  
The .CAS format was extended by Tomasz Krasuski to support non-standard data (copy prevention mechanisms), for his A8CAS shared library, tools, and emulator patch. <http://a8cas.sourceforge.net/>  
More .CAS tools: <http://preview.tinyurl.com/y7ah6lqz>  
Note that the .CAS format, both original and extended, only includes the digital track; it does not include the audio track.

**.DCM** Image format invented by Bob Puff for his Disk Communicator 3.2 utility. Intended for use on native Atari hardware. A compressed data format. DISKCOMM is at <http://www.nleaudio.com/css/files/DISKCOMM.ARC>  
.DCM specs at: <http://home.planet.nl/~ernest/diskcomm.zip>  
Comparable to the less commonly used .SCP SpartaDOS SCOPY format

**.DD** Early filename extension used with double density disk images for use with the Xformer emulators. Superseded by the .XFD extension.

**.DI** Image format invented by Kolja Koischwitz & Christian Krueger for 800XL DJ, their 1050/XF551 Floppy Disk Drive emulator for the Atari ST/TT/Falcon.  
<http://www.umich.edu/~archive/atari/Emulators/800xldj.lzh>

**.DRAFT** Data Recording Archival Flux format. Standard in progress by the Software Preservation Society (SPS), intended for archival preservation of flux transition stream information from floppy disks.  
<http://www.softpres.org/glossary:draft>

**.PRO** Image format invented by Steven Tucker for his APE ProSystem. Supports emulation of custom formats used for copy protection.  
<http://www.atarimax.com/>

**.RAW** Kryoflux stream files, protocol invented by Istvan Fabian for use with the KryoFlux USB-based floppy disk drive controller. According to the developer, these stream files are not intended for long term preservation; long term storage of disk data should instead be kept in the DRAFT file format, once the DRAFT standard is complete.  
<https://www.kryoflux.com/?page=download#docs>  
<http://www.softpres.org/kryoflux:stream>  
Comparable to .SCP SuperCard Pro and .A2R Applesauce flux image files.

**.ROM** ROM dump file, raw with no header information. Typically a cartridge memory dump, but also used for an operating system memory dump.

**.SCP** Image format invented by ICD, for SpartaDOS. Used with the external SpartaDOS command SCOPY, distributed with SpartaDOS 3.2. Intended for use on native Atari hardware. A compressed data format. Comparable to the more commonly used .DCM format.

**.SCP** Flux image file format invented by Jim Drew for his SuperCard Pro universal floppy disk copier/imager/converter hardware/software for Windows PC. <http://www.cbmstuff.com/proddetail.php?prod=SCP>  
Comparable to RAW KyroFlux stream and .A2R Applesauce flux image files.

**.SD** Early filename extension used with single density disk images for use with the Xformer emulators. Superseded by the .XFD format.

**.WAV** Waveform Audio File Format is an audio file format standard, developed by IBM and Microsoft, for storing an audio bitstream on PCs. Though a WAV file can contain compressed audio, the most common WAV audio format is uncompressed audio in the linear pulse code modulation (LPCM) format. This format is suitable for archival preservation of information recorded on cassettes used with the Atari. <https://en.wikipedia.org/wiki/WAV>

**.XFD** "Xformer Floppy Disk" image format invented by Emulators, Inc. (Darek Mihocka) for the Xformer emulators (ST, PC). Known earlier, before support for arbitrary disk sizes was added, as .SD or .DD depending on the density of the imaged disk. The format consists simply of a raw sector dump of a disk. <http://www.emulators.com/>  
Essentially superseded by the .ATR format.

# Chapter 10

# For other computers

## 10.1) How can my PC's internal floppy disk drive use Atari diskettes?

This section lists solutions for accessing an Atari format 5.25" floppy disk using a legacy PC with built-in standard floppy disk drive hardware.

### **Atari-Link PC (AtariDsk) V1.2 © 95-12-09**

by HiassofT (Matthias Reichl)

Ataridsk is a program for MSDOS-PCs that allows you to access Atari floppy disks in double density (180 KiB). All you need is a PC (XT or 286 should be sufficient) and a 5.25" floppy drive. Features of this tool:

- Menu driven user interface
- Read, write and format Atari disks on the PC
- Small size (only 35 KiB)

<http://www.horus.com/~hias/atari/>

### **WriteAtr V0.92b**

by HiassofT (Matthias Reichl)

With WriteAtr you can write double density ATR-images to Atari floppy disks on your MSDOS-PC. You can also create ATR-images of double density floppy disks! All you need is a PC and a 5.25" and/or a 3.5" floppy drive.

Version 0.92b added experimental support for the enhanced density (1040 sectors/128 bytes per sector) format. Please note: this format doesn't work with a lot of floppy controllers - use it at your own risk!

<http://www.horus.com/~hias/atari/>

### **MyUTIL**

By Mark K Vallevand

Based on Charles Marslett's UTIL.

<http://www.umich.edu/~archive/atari/8bit/Diskutils/Transfer/myutil.zip>

Includes SpartaDOS disk utility v0.1e to access 180 KiB SpartaDOS disks

### **ATARIO**

By Dave Brandman with Kevin White

Reads SS/DD 180 KiB Atari disks.

<http://preview.tinyurl.com/pjvb7be> (atario21.arc)

### **SpartaRead**

By Oscar Fowler

Reads SS/DD 180 KiB SpartaDOS disks.

<http://www.umich.edu/~archive/atari/8bit/Diskutils/Transfer/sr.arc>

## UTIL

By Charles Marslett

Reads/Writes SS/DD 180 KiB Atari disks.

<http://www.wordmark.org/>

### **Here's some advice on using the above utilities from Hans Breitenlohner:**

There are two technical obstacles to interchanging disks between DD Atari drives and PC drives.

1. The Atari drive spins slightly slower (288 RPM instead of 300 RPM). If you format a disk on the Atari, then write sectors on the PC, it is possible that the header of the next physical sector will be overwritten, making that sector unreadable. (The next physical sector is usually the current logical sector+2). The solution to this is to format all disks on the PC.

(Aside: Does anybody know how this problem is handled on the XF551? Is it also slowed down?)

Konrad Kokoszkiwicz answers: "The XF551 Floppy Disk Drive is not slowed down - these drives are spinning 300 rotations per minute. To prevent troubles with read/write disks formatted and written on normal Atari drives (288 rot/min), the main crystal frequency for the floppy disk controller is 8.333 MHz (not 8 MHz, as in 1050, for example)."

2. If the PC drive is a 1,200 KiB drive there is the additional problem of the track width. The following is generally true in the PC world:

- Disks written on 360 KiB drives can be read on either drive
- Blank disk formatted and written on 1,200 KiB drives can be read on either kind
- Disks written on a 360 KiB drive, and overwritten on a 1,200 KiB drive, can be read reliably only on a 1,200 KiB drive.
- Disks previously formatted on a 360 KiB drive, or formatted as 1,200 KiB, and then reformatted on a 1,200 KiB drive to 360 KiB, can be read reliably only on a 1,200 KiB drive.

(All this assumes you are using DD media, not HD.)

Solution: Use a 360 KiB drive if you can. If not, format disks on the Atari for Atari to PC transfers, format truly blank disks on the PC for PC to Atari transfers.

Jon D. Melbo sums it up this way:

So a basic rule of thumb when sharing 360 KiB floppies among 360 KiB & 1,200 KiB drives is: Never do any writes with a 1,200 KiB drive to a disk that has been previously written to in a 360 KiB drive....UNLESS... you only plan on ever using that disk in the 1,200 KiB drive from then on out. Of course a disk can be reformatted in a particular drive any time for use in that drive. As long as you follow that rule, you can utilize the backward compatible 360 KiB modes that most 1,200 KiB drives offer.

## AnaDisk + DeAna

While the above-mentioned utilities work with SS/DD 180 KiB Atari-format disks or SS/DD 180 KiB SpartaDOS disks, the following combination of utilities has been used successfully to read SS/SD 90 KiB Atari-format disks. So if you only have standard Atari 810 and/or Atari 1050 drives, you could look into:

### AnaDisk, created by Chuck Guzis at Sydex, Inc. in 1987

"Scan, edit, repair and copy just about any kind of diskette"

Version 2.01, November, 1989

One source for AnaDisk 2.06 (1992):

<http://www.retroarchive.org/cpm/cdrom/UTILS/22DISK/ANAD206.ZIP>

- Some have reported more luck with this than 2.07

One source for AnaDisk 2.07 26-Aug-92:

<http://www.retrocomputing.org/cgi-bin/sitewise.pl?act=det&p=776&id=retroorg>

- Last free version, readily available, but sometimes described as buggy

Sold to New Technologies Inc. (NTI) by Sydex in March 2000.

More information: [http://www.retrotechnology.com/herbs\\_stuff/sydex.html](http://www.retrotechnology.com/herbs_stuff/sydex.html)

### DeAna by Nate Monson

Available: <http://preview.tinyurl.com/mo7e9xa>

Converts AnaDisk dump files from Atari format

See <http://preview.tinyurl.com/kpncqjp> for tips on using this combination of utilities.

### OmniFlop (as of 2007)

By Sherlock Consulting (Jason Watton)

- A 'universal' floppy disk reader, writer, and tester for the IBM PC or compatible, with built-in floppy drive hardware, which can handle alien floppy disk formats not normally supported by DOS, Windows and Linux.
- OmniFlop on its own transfers disks between systems. If you want to access files, for example, on these disks then you need more - you will need to use OmniFlop to image the disk, then other software to interpret the filing system. OmniFlop alone only handles whole disks.
- Features include, as of 2<sup>nd</sup> Sep 2007 v2.01m Release:
  - Read, write, and format Atari 8-bit format (90 KiB). (Charles Doty)
- Available: <http://www.shlock.co.uk/>

## 10.2) How can my PC with USB floppy disk drive use Atari diskettes?

The following hardware/software solutions involve USB-based floppy disk drive controllers that interface a standard floppy disk drive (designed for legacy internal floppy disk drive controller) with a modern computer via USB interface.

### **KryoFlux (2009)**

By KryoFlux Products & Services Limited

- Official hardware developed by The Software Preservation Society (SPS)
- A USB-based floppy controller designed specifically for reliable low-level reads, sampling the magnetic flux transition timing, suitable for software preservation
- Save as raw stream files (.RAW), or export to common sector formats including Atari 8-bit (XFD, both FM and MFM)
- Compatible with USB 2.0 (high-speed)
- Powered by USB interface (approx. 500mA). Drive requires its own power.
- Shugart (with extensions) drive interface. 34-pin dual-row header connector.
- Works with all major 3.5" and 5.25" drives
- Works with selected 3" (e.g. Amstrad FDI-1) drives
- Also works with 8" (e.g. Shugart 851; might require additional adapter) drives
- Host software is currently Windows (XP and up, 32 and 64-bit flavours), Mac OS X and Linux.

<http://www.kryoflux.com/>

### **FC5025 USB 5.25" floppy controller (2010)**

By Device Side Data

- Connects to any computer's USB 2.0 or USB 1.1 port.
- USB powered. Power from USB runs only the FC5025 itself; you must supply power to the drive mechanism separately.
- Sold as a controller board only without a drive mechanism.
  - Tested to work well with the TEAC FD-55GFR drive and should also work with most other PC-style 5.25" drives.
- The FC5025 is read-only. It cannot write to floppies.
- The FC5025 may be unable to read disks that are damaged or copy-protected.
- The FC5025 is intended for 5.25" disks only, not 3.5" or 8" disks.
- Most PC-style drives can't read the second side of "flippy" disks.
- The included software works on: Linux, Mac OS X, Windows
- The included software supports types of disk including: Atari 810

<http://www.deviceside.com/>

### **SuperCard Pro by Jim Drew (2013)**

- USB device for PC.
- Can automatically duplicate any disk that was written with the data starting and ending at the index pulse. "99% of Atari 400/800 commercial disks were created this way."
- Device includes a standard 34 pin (17 x 2, .100" x .100") floppy drive interface.
- Make backup copies of 5.25" or 3.5" floppy disks (including any Atari disk) directly to another disk, or store the data as a flux image file (.scp)

<http://www.cbmstuff.com/>

### **Applesauce Floppy Drive Controller, by John Keoni Morris (2018)**

- Floppy drive controller for connecting vintage Apple II 5.25" and 3.5" floppy drives up to your modern computer via a USB connection.
- Includes Applesauce Client Software for macOS
- As of Version 1.37 (June 2020), supports FM and MFM encoded disks, and supports 40 track disks. As a result, can work with Atari format disks.
- Fast Disk Imager can image an unprotected floppy disk. Supported formats include Atari DOS 2.0 and DOS 2.5.
- The .A2R format is the raw flux images as recorded by the Applesauce hardware and software.

<https://applesaucefdc.com/>

### **Greaseweazle project by Keir Fraser (2019)**

- A USB interface and tool for reading and writing floppy disks in any format
- There are two broad categories of Greaseweazle:
  - Greaseweazle F1: Based on the STM32F103 microcontroller and the "Blue Pill" development board.
  - Greaseweazle F7: Based on the STM32F730 microcontroller and a fully custom PCB.
- When dumping disks it produces .SCP flux image files (SuperCard Pro)

Project: <https://github.com/keirf/Greaseweazle/wiki>

Group: <https://www.facebook.com/groups/greaseweazle/>

### **Greaseweazle F7 Plus USB Floppy Interface Flux Tool (2020)**

- Designed by Ant Goffart (with help from Keir Fraser, designer of original Greaseweazle F7).
- Added stronger buffers for driving 5.25" drives with higher current pull-up resistors.
- Integrated 5V switching regulator, so only a single 12V supply is required for drives needing both rails.
- Choice of full-size or micro USB connector.

<https://github.com/aerobaticant/Greaseweazle-F7-Plus>

<https://www.sellmyretro.com/offer/details/43881>



Key software for making use of tools like KryoFlux and SuperCard Pro with Atari disks and disk images:

#### **a8rawconv by Avery Lee, 2014-**

- Convert from a raw disk image (RAW or SCP) produced by imaging hardware to a decoded Atari disk image (ATR or ATX). Raw images can be produced from physical floppy disks either by KryoFlux or SuperCard Pro imaging hardware.
- Convert between ATR and ATX (either direction).
- Convert from RAW to SCP.
- Use a SuperCard Pro device to directly read from a floppy disk.
- With a SuperCard Pro device, write images to physical disks.

Version 0.94 (August 15, 2020) available: <https://preview.tinyurl.com/y5tzscrp>

## 10.3) How can my PC use my Atari disk drive?

#### **1050-2-PC function of SIO2PC 4.x, by Nick Kennedy**

Allows a PC to communicate directly with an Atari disk drive. Requires "1050-2-PC" cable which is very similar to the SIO2PC cable but configured differently. Software allows direct sector I/O with the Atari drive and can be used to create disk images which will emulate copy protection schemes when run on SIO2PC. Supports the .ATR disk image format.

More 1050-2-PC information: <http://pages.suddenlink.net/wa5bdu/1050.txt>

SIO2PC home page: <http://pages.suddenlink.net/wa5bdu/sio2pc.htm>

Additional cable/interface designs and sources:

- <http://www.asselheim.de/atari/1050-pc.htm> (Frank Heuser)
- 10502PC / SIO2PC-USB (Lotharek)  
<https://lotharek.pl/productdetail.php?id=157>  
<https://retrolemon.co.uk/12-atari>

#### **APE ProSystem, by Steven Tucker**

The ProSystem hardware is a cable designed to allow connection of a stock 1050 Floppy Disk Drive directly to a PC's serial port for use by the companion ProSystem software.

Latest version: Atarimax Universal SIO2PC/ProSystem interface, USB or RS-232/Serial versions  
<http://www.atarimax.com/sio2pc/documentation/>

The ProSystem software program is used to create (protected or unprotected) .PRO format disk images. These disk images can then be accessed by the Atari using Steven Tucker's Atari Peripheral Emulator (APE) cable/software.

<http://www.atarimax.com/>

#### **atarixfer module of AtariSIO package, by Matthias Reichl, 2002-**

Used to read/write disk images from/to a Atari drive connected to your Linux box with an 1050-2-PC cable or an APE ProSystem cable. Requires a 2.2, 2.4, 2.6 or 3.x series Linux kernel (with enabled module support) and a serial port with a 16550 or 16C950 compatible chip. Supports the .ATR disk image format.

<http://www.horus.com/~hias/atari/>

*This page intentionally left blank*

# Chapter 11

## What is the history of Atari's 8-bit computers platform?

Information presented here is derived as directly as possible from sources published or produced in the original time period. While also consulted extensively, modern historical retrospectives (including books, oral histories, and especially websites) are utilized chiefly as pathways to primary sources.

Key sources for 1977-1978:

<https://archive.org/details/JoeDecuirEngineeringNotebook1977>

<https://archive.org/details/JoeDecuirEngineeringNotebook1978>

Credit to Tomasz Krasuski for finding sales figures in Polish periodicals:

<http://preview.tinyurl.com/kdydvw8>

For a comprehensive Atari history: <https://mcurrent.name/atarihistory/>

# Vocabulary

Non-US readers will appreciate some clarification of abbreviations that appear in this section. Source of information: indeed.com & zippia.com.

## **VP - Vice President**

The Vice President of a company is usually the second or third in charge after the President or CEO. Vice Presidents are part of a President-led team that establishes the vision, beliefs, mission, strategic goals and values of an organization. Vice Presidents are responsible for leading, guiding, directing and evaluating the work of other top executives, including managers, senior Directors and assistant Vice Presidents.

## **SVP - Senior Vice President**

A Senior Vice President is a key employee within a company that manages other executives, maintains industry knowledge and develops goals and strategies. Depending on the structure of an organization a Senior Vice President may have varying levels of responsibility, although they are generally at the top of the corporate structure next to the President, CEO and EVP.

## **EVP - Executive Vice President**

An Executive Vice President is responsible for monitoring departmental operations, managing customer relationships, developing the company's strategic goals, and identifying business opportunities that would maximize the company's performance, drive revenues, and achieve the business's profitability goals. Executive Vice Presidents contribute to sales innovations, negotiate business contracts, analyze financial reports, and minimize the company's expenses without compromising high-quality operations and customer satisfaction. An Executive Vice President must have excellent leadership and communication skills to support its daily operations to achieve its long-term goals and objectives.

## **COO - Chief Operating Officer**

A Chief Operating Officer works closely with the CEO of a company, and their role is defined by the CEO. In most corporate offices, a Chief Operating Officer is responsible for overseeing the daily operations and keeping the CEO aware of significant changes or events. They may also create policies and operations strategies that they must communicate to employees to ensure employees are aligned with corporate goals. A Chief Operating Officer may oversee or manage human resource management as well.

## **CEO - Chief Executive Officer**

Chief Executive Officers are responsible for overseeing the entire C-level executive team. They also are responsible for making the major decisions, managing the resources and overall operations of a company. A Chief Executive Officer in a large corporation will deal with strategic decision-making that directs a company toward overall growth. Chief Executive Officers in smaller corporations may deal with the day-to-day functions of a company. A Chief Executive Officer is usually chosen by the board of directors and their shareholders. Chief Executive Officers communicate directly with the board and corporate operations. They are the visionaries of a company and often set the tone and corporate culture.

## 1972

**June 27:** Incorporation of Atari, Inc.

**December:** Atari doing business as Syzygy shipped Pong (the coin-operated game; first commercial production units). (Wall Street Journal 18-Mar-1974 for date)

## 1975

**February 16-18:** Atari previewed consumer Pong at the American International Toy Fair in New York.

**July:** MOS Technology announced the MCS6502 microprocessor, samples to ship September 1975, and announced that the 6502 and other MCS6500 family microprocessors would be second sourced by Synertek.

**August?:** Sears introduced Tele-Games Pong by Atari on page 410 of the Wish Book for the 1975 Christmas Season.

**September 16-19:** MOS Technology introduced the MCS6502 microprocessor at Western Electronic Show and Convention (WESCON) in San Francisco, California.

**October:** Atari formally established a Consumer Games Division.

**December:** (after Dec. 25) Engineer Joe Decuir (Joseph C. Decuir), previously a research assistant at the San Francisco Institutes of Medical Sciences, joined Atari and would work with senior engineers Steven T. Mayer and Ron Milner at Cyan Engineering to help debug a concept prototype "Programmable video game" project (later: "Stella" project).

## 1976

**January 7-9:** Atari introduced Pong (C-100) during the 4<sup>th</sup> annual Winter Consumer Electronics Show (CES). (TV Digest 24-Nov-1975 page 8, 12-Jan-1976 page 11).

**March:** Atari VP Research & Development Al Alcorn established an advanced products group chartered to further develop the prototype "Programmable video game" project invented at Atari's Cyan Engineering by Steven T. Mayer and Ron Milner, comprised of:

- Jay G. Miner – Synertek engineer/Atari consultant (MOS/LSI design),
- Joe Decuir (Joseph C. Decuir) – Atari engineer (logic design; previously of Atari's Cyan Engineering where he had helped debug the concept prototype),
- Larry Wagner – Mathematician/programmer (software & systems architecture; previously of Singer Business Machines).

The project would become known as: "Stella".

**July:** MOS Technology announced a series of new chips in the 6500 family, including the MCS6520 PIA.

## 1977

**Spring:** Synertek engineer/Atari consultant Jay G. Miner and Atari engineers Joe Decuir (Joseph C. Decuir), Steven T. Mayer, and Ron Milner, originators of the Atari "Stella" project – soon to be introduced as: Video Computer System (VCS) – started conversing about a follow-up project. Consensus was that the next logical progression was to build a home computer that would be "a terrific game player." (Joe Decuir (Joseph C. Decuir) in "Stella" at 20 tape 19 00:20)

**June 5-8:** At the 11<sup>th</sup> annual Consumer Electronics Show (CES) Atari introduced the CX2600 Video Computer System (VCS).

**July 25:** John D. Vurich, previously National Semiconductor product marketing manager – and prior to that, chief engineer at Mirco Games, Inc. – had joined Atari (Consumer) as new product manager (Personal Computer). (TV Digest 25-Jul-1977 page 11)

**August 9:** Atari "Colleen" computer project broad specifications as proposed by Atari Cyan Engineering senior engineer Steven T. Mayer and Atari (Consumer) engineer Joe Decuir (Joseph C. Decuir) were accepted by Atari decision makers including:

- Jay G. Miner – Synertek engineer/Atari consultant,
- Bob Brown – Atari (Consumer) Director of Microelectronics,
- John Ellis – Atari (Consumer) Director of Engineering,
- John D. Vurich – Atari (Consumer) new product manager (Personal Computer),
- Al Alcorn – Atari VP Research & Development.

(Joe Decuir (Joseph C. Decuir) 1977 engineering notes pages 65-74)

Jay G. Miner would be "Colleen" project manager.

**October?:** Steve Smith joined Atari (Consumer) as a chip engineering technician. He had been interviewed by Craig Nelson.

**Fall?:** Engineer Richard Simone, previously LSI design manager at National Semiconductor, joined Atari (Consumer) as LSI Design Manager. Bob Brown remained Atari (Consumer) Director of Microelectronics. Hires by Richard Simone would include (all from National Semiconductor): Douglas G. Neubauer, Steve Stone, Mark Shieu, Delwin Pearson.

**Fall?:** Atari and Dorsett Educational Systems reached a licensing agreement that would bring Dorsett's Talk & Teach Computer-Assisted Instruction (CAI) System to Atari personal computer systems.

**November 29:** Upon considering updated pricing estimates for the Atari "Colleen" computer project, Atari engineers considered targeting products at three consumer price points:

1. "Colleen" would be the complete computer system,
2. "Candy" would use the "Colleen" chipset but would be a non-expandable game player (no keyboard, no interface, potentially Atari VCS compatible),
3. "Elizabeth" would be the same as "Colleen" but with a 13-inch color monitor.

(Joe Decuir (Joseph C. Decuir) 1977 engineering notes pages 106-110).

**December:** "Several other new personal computers, in the PET/TRS-80 price range, are coming soon...Atari (another video game manufacturer), and a European and Japanese [sic] company are also expected to enter the competition." (Micro #2 Dec-1977 page 18; reprinted from "Northwest Computer Club News" Oct-1977)

**December 21:** Design reviews of the "Colleen" system and ANTIC/CTIA/POKEY chips were held, fixing most of the specifications of the three chips that Atari was gearing to develop. (Joe Decuir (Joseph C. Decuir) 1978 engineering notes page 5)



# 1978

**January 6:** Howard Bornstein would be the first person to work on the "Colleen" system monitor/resident firmware. (Joe Decuir (Joseph C. Decuir) 1978 engineering notes page 5) He would be joined by R. Scott Scheiman in the effort.

**January:** "Other manufacturers are also looking at TV games as the way to enter the home-computing market. Atari is said to be working on a programmable unit featuring color graphics; it will use either custom chips or a 6502 micro." (ROM vol. 1 no. 7 Jan-1978 page 60)

**Winter:** Atari acquired the right to port Microsoft BASIC M6502 8K Version to the upcoming Atari personal computers.

See: <http://www.computerhistory.org/collections/catalog/102722318>

**February?:** David Gjerdrum joined Atari (Consumer) as a software engineer. He would be assigned to the project to port Microsoft BASIC M6502 for the Atari "Colleen" project.

**February 17:** Internally-suggested demo software for "Colleen" for the system's intended January 1979 debut included: Chess, BASIC, Resident Operating System, 2 action games (examples: 4 Player Tank, Super Bug), Income tax preparation / Personal finance, Menu planning, Demonstration cartridge (Point of sale).

Also including support of: printer, floppy disk, cassette, Dorsett system (Larry Kaplan memo summary in Joe Decuir (Joseph C. Decuir) 1978 engineering notes page 39)

**March:** Ray Kassar (Raymond E. Kassar), President of R.E. Kassar Corporation and Warner Communications senior marketing and management consultant for several weeks, was named general manager of Atari's Consumer Division, replacing VP Research & Development Al Alcorn in the role. The appointment was on a temporary, 6-month basis, and Ray Kassar (Raymond E. Kassar) was free to return to R.E. Kassar Corp. as needed. (New York Times 5-Jan-1979, How They Achieved, Merch Jun-1978)

**March:** Peter N. Rosenthal, a molecular biologist and cancer researcher, joined Atari (Consumer) as a marketing research associate (Personal Computer).

## Winter/Spring:

- Bob Brown, previously Atari (Consumer) Director of Microelectronics, would become Director of Research,
- John Ellis, previously Atari (Consumer) Director of Engineering, was promoted to VP Engineering, assuming microelectronics from Bob Brown,
- George Simcock would join Atari (Consumer) as Director of Software Development.

**April 20:** Educational technology consultant Liza Loop of the LO\*OP Center ("Learning Options Open Portal") gave an invited presentation to the Atari "Colleen" project engineering team. (Joe Decuir (Joseph C. Decuir) 1978 engineering notes page 71)

Atari would proceed to hire Liza Loop to write user manuals for the upcoming Atari personal computer systems. She interviewed with Atari (Consumer) engineering manager Wade B. Tuma.

**June?:** Peter N. Rosenthal, previously Atari (Consumer) marketing research associate (Personal Computer), became Atari (Consumer) Manager of Software Planning (Personal Computer).

**August:** Carol Shaw joined Atari (Consumer) as microprocessor software engineer (game designer/programmer).

**August:** Atari (Consumer) hired Neoteric consultant Harry B. Stewart to oversee and document "Colleen" project systems software development. Harry B. Stewart was hired by Director of Software Development George Simcock.

**September:** Bob Polaro, previously a software engineer for Commodore, joined Atari (Consumer) as a software engineer, hired to develop games and applications for the "Colleen" computer.

**September/October:**

- John Ellis, previously Atari (Consumer) VP Engineering, would remain VP Engineering, Electronic Toys & Games,
- Stephen D. Bristow, previously Atari (Coin-Op) VP Engineering & Plant Manager Pinball Production, became Atari (Consumer) VP Engineering (consumer and home computer), replacing John Ellis in the role.

**September/October:** Atari (Consumer) "Colleen" project systems software development efforts were essentially re-started, now using team of Atari VCS game programmers: Larry Kaplan, Alan Miller, David Crane.

**October 6:** Atari contracted with Shepardson Microsystems, Inc. (SMI, headed by Bob Shepardson) to create both a version of BASIC and a File Management Subsystem (FMS) for the upcoming Atari personal computers. The contract called for delivery by April 6, 1979.

**November:** The Atari "Colleen" computer was named the Atari 800 and the "Candy" machine was named the Atari 400, named after their target price points of \$800 and \$400. The Atari 400, which did not yet have a final case design, would not have a keyboard, but would support an external keyboard connected through controller ports 3-4. (Atari Inc.: Business is Fun, page 460)

**November:** As reflected in the preliminary Atari 800 Operators Manual printed for the January 1979 CES, Atari expected to ship the 800 with: internal 8 KiB OS ROM Module, internal 4 KiB RAM Module, TV Switch Box, AC power adapter, 410 Program Recorder, 4 joystick controllers, Basketball cartridge, Atari BASIC cartridge, Atari 800 Operators Manual, Atari BASIC Programming Guide.

**November 28:** Warner Communications Inc. (WCI) announced that its Atari division was entering the personal-home computer industry with two personal computer systems, the Atari 400 Personal Computer (8 KiB RAM), the general-purpose system and the Atari 800 Personal Computer (8 KiB RAM, expandable to 48 KiB), a specialized system.

The 400 would have cassette recorder capability, while a floppy disk drive and a 40-column printer were planned for the 800, with more peripherals under development.

A library of software was to consist of applications such as: personal financial management, income tax preparation, household and office record keeping, and computer aided instruction in over 20 subject areas including math, English, history, literature, economics, psychology, and auto mechanics.

Software was also to include games for one to four players such as: Basketball, Chess, Life, Kingdom, Lemonade stand, Fur trader and Stock market. The computers were to be user-programmable using languages including BASIC.

Michael Shea was Atari marketing director; Manny Gerard (Emanuel Gerard) was a member of the Office of the President, Warner Communications Inc. (WCI). (Press Release) Reportedly the 400/800 would retail for \$450 / \$900; the FORTRAN programming language was also planned. (TV Digest 4-Dec-1978 page 11)

**December 14:** Atari previewed the Atari 400 (\$500) and Atari 800 (\$1,000) personal computers at a New York news conference. The computers were designed to pass FCC tests for use with home TV, and they were expected to ship August 1, 1979.

Atari said it was studying connecting the 400/800 with the Warner Amex QUBE two-way interactive cable television system in Columbus, Ohio. In addition to the already designed printer & floppy disk drive, future peripherals including chord music module and drawing pen were planned. (TV Digest 18-Dec-1978 page 11)

**December:** SMI delivered working versions of BASIC and a disk FMS to Atari.

**December 28:** Manny Gerard (Emanuel Gerard), Office of the President of Warner Communications with responsibility for Atari, instituted a change of leadership at Atari.

- Nolan Bushnell, previously Atari Chairman & co-CEO, became creative consultant,
- Joe Keenan, previously Atari President & co-CEO, became Atari Chairman, replacing Nolan Bushnell in the role,
- Ray Kassar (Raymond E. Kassar), previously Atari (Consumer) general manager – temporary basis while remaining President of R.E. Kassar Corporation – joined Atari on a permanent basis as:
  - President, replacing Joe Keenan in the role,
  - CEO, replacing Nolan Bushnell and Joe Keenan in the role.

# 1979

**January 8:** Donald D. Kingsborough of D.K. Marketing had joined Atari (Consumer) as Director of Sales & Marketing, replacing Don Thompson (Donald R. Thompson) (sales) and Michael Shea (marketing) who departed the company. (TV Digest 8-Jan-1979 page 12; Fun page 381) Don Thompson (Donald R. Thompson) would establish Donald R. Thompson Associates, Inc. on 1-Nov-1980, join Arcadia Corporation (later: Starpath Corporation) in 1982, join American Educational Computer, Inc. in 1983, and join Atari, Corp. in 1985.

**January 6-9:** At the Winter Consumer Electronics Show (CES) in Las Vegas, Nevada (Las Vegas Convention Center, Hilton hotel, and Jockey Club hotel), Atari previewed the 400 Personal Computer (8 KiB RAM; approximately \$500) and the 800 Personal Computer (8 KiB RAM expandable to 48 KiB; approximately \$1,000).

Peripherals previewed: custom tape cassette recorder (410), high speed floppy disc (810), 40-column printer (820).

Atari (Consumer) programmer Larry Kaplan and chip engineering technician Steve Smith led the live demonstrations of the 400/800 at the show.

Donald D. Kingsborough was Atari (Consumer) Director of Sales & Marketing. Manny Gerard (Emanuel Gerard) represented the Office of the President, Warner Communications Inc. (WCI).

Coverage of the introduction of the Atari 400/800 from Creative Computing magazine: <http://mcurrent.name/atari1979/> (also: The Intelligent Machines Journal Issue 2, 17-Jan-1979; Merch Jan-1979)

**January:** Atari ran an advertisement for the 400/800 on pages 54-55 of Merchandising (magazine), vol. 4, no. 1, Jan-1979.

## January:

- Donald D. Kingsborough, previously Atari (Consumer) Director of Sales & Marketing, became VP Sales & Marketing,
- Peter N. Rosenthal, previously Atari (Consumer) Manager of Software Planning (Personal Computers), became Director of Marketing (Personal Computers), assuming the role of manager of product planning (Personal Computers) John D. Vurich who departed the company. Peter N. Rosenthal would report to Donald D. Kingsborough,
- John D. Vurich and former Atari Chairman & co-CEO Nolan Bushnell would together establish Axlon Incorporated on 26-Mar-1980.

**Winter?:** Atari committed to shipping the 400/800 with the BASIC developed for Atari by SMI, abandoned efforts to port Microsoft BASIC to the 400/800, and Atari (Consumer) senior software engineer (Personal Computer) David Gjerdrum departed the company.

**February:** Synertek engineer/Atari consultant Jay G. Miner departed the companies (Atari Inc.: Business is Fun, page 386) to Custom MOS, Inc., which would change its name to ZyMOS in November 1980.

**February:** Atari (Consumer) hired UC Berkeley doctoral student Ted M. Kahn, who had previously worked with the Learning Research Group at Xerox Palo Alto Research Center (PARC) (under Alan Kay), as a personal computers educational marketing consultant – essentially replacing consultant Liza Loop in the role. Ted M. Kahn would report to Director of Marketing (Personal Computer) Peter N. Rosenthal.

**March 26:** Atari had asked the US FCC to extend the comments deadline on Texas Instruments' petition for a waiver of Class I rules on RF modulators, in what was seen as an attempt to delay market introduction of the TI home computer. (TV Digest 26-Mar-1979)

**Winter/Spring:** Carl J. Nielsen joined Atari (Consumer) as Director of LSI Chip Design, reporting to VP Engineering Stephen D. Bristow, replacing Richard Simone who departed the company to Maruman Integrated Circuits.

**April 9:** In joining others including Apple Computer, Interact, Mattel, and Radio Shack, Atari formally opposed Texas Instruments' RF devices waiver request from the US FCC by submitting a 60-page report accompanied by technical data showing that TI standards could cause massive interference in urban areas, and claiming that "TI simply presented the Commission with its self-serving appraisal of what it considered 'reasonable standards' for home computer manufacturers, and asked for authority to produce & market a computer line satisfying its own standards." (TV Digest 9-Apr-1979 page 11)

**April:** Atari chip engineering technician Steve Smith departed the company to Custom MOS, Inc.

**April:** Rob Zdybel joined Atari (Consumer) as a programmer.

**April 16-June 30:** Direct-mail "refund" promotion to all known (US) Atari VCS owners. Each of "hundreds of thousands" of owners would receive a blank check good for \$2 on purchase of any of 28 VCS game programs. In addition, consumers were asked to answer 3 questions about Atari's new personal computers. Winners drawn from correct responses would receive Atari 400 & Atari 800 computers and \$100 computer merchandise certificates. (TV Digest 12-Mar-1979 page 12; Merch Apr-1979)

**Spring:** As Atari shifted international consumer sales/marketing from the former Atari International Division to the Consumer division, Anthony Bruehl (Anton Bruehl), previously a VP of one of the Burlington Industries' international divisions, would join Atari (Consumer) as VP International Sales/Marketing.

**May 11-13:** At the 4<sup>th</sup> West Coast Computer Faire, held in San Francisco's Civic Auditorium & Brooks Hall, San Francisco, California, in a booth as elaborate as those seen at a Consumer Electronics Show (CES), Atari demonstrated its new Atari 400 and Atari 800 series computers. This was Atari's first public display of their new computer product lines. (The Intelligent Machines Journal 11-Jun-1979 page 8)

Peripherals promised: Program recorder (410), Printer (820), Floppy disk drive (810), Acoustic modem (830), Light Pen (CX70).

Business & household management software promised: income tax preparation guide, personal financial management, record keeping of books serial numbers and insurance policies, charge account management, personal capital investment management, mailing list/address book, computerized appointment calendar, inventory management, accounts payable, touch-typing trainer, payroll.

Educational software subjects promised: algebra, economics, auto mechanics, sociology, US history, zoology, counseling procedures, vocabulary builder, basic psychology, spelling, Spanish, accounting, carpentry, great classics, statistics, basic electricity, world history.

Entertainment software promised: Chess, Backgammon, business simulations, stock market simulation, Space Adventure (would ship as: Star Raiders), strategy games, four-player basketball, Super Bug driving game, Game of Life, Super Breakout.

Also promised: Atari BASIC

**May 21:** In response to Texas Instruments' technical reply to the US FCC regarding its Class I waiver request, which said its interference standards exceeded Computer & Business Equipment Manufacturers Association (CBEMA) standards, Atari had filed a follow-up noting that CBEMA standards were for commercial computers up to 30 meters from a TV, enclosing photos of broken-up TV pictures reportedly caused by a home computer with TI standards. (TV Digest 21-May-1979 page 13)

**June 3-6:** At the Summer Consumer Electronics Show (CES) in Chicago, Illinois, Atari promised that the 400/800 base units would ship fall 1979, and featured a firm 400/800 product line including suggested retail prices.

400 system with Atari BASIC cartridge and Atari BASIC book (Wiley Self-Teaching Guide)	\$549.99
800 system with BASIC cartridge, Education System Master Cartridge, Atari BASIC book (Wiley Self-Teaching Guide), 410 Program Recorder, and Guide to BASIC Programming cassette	\$999.99
810 Floppy Disc Drive	\$749.99
820 Printer	\$599.99
410 Program Recorder	\$89.99
8 KiB RAM Memory Module	\$124.99
16 KiB RAM Memory Module	\$249.99
Driving Controller Pair	\$19.95
Paddle Controller Pair	\$19.95
Joystick Controller Pair	\$19.95

ROM cartridges:

- Assembler Debug (would ship as: Assembler Editor)
- Atari BASIC
- Basketball
- Computer Chess
- Educational System Master Cartridge
- Home Finance (earlier: Checkbook; never shipped)
- Life (earlier: Game of Life; would ship as: Video Easel)
- Music Composer
- Super Breakout
- Super Bug (never shipped)

Educational System cassette programs:

- Auto Mechanics (never shipped)
- Basic Algebra
- Basic Electricity
- Basic Psychology
- Basic Sociology
- Business Communications
- Counseling Procedures
- Effective Writing
- Great Classics (English)
- Physics
- Principles of Accounting
- Principles of Economics
- Spelling
- Supervisory Skills
- US Government
- US History
- World History (Western)

BASIC game and program cassettes: Guide to BASIC Programming (would ship as: An Invitation to Programming 1: Fundamentals of BASIC Programming), BASIC Game Programs (never shipped);

Diskettes: Blank Diskettes (would ship as: 5 Diskettes), Disk File Manager (would ship as: Master Diskette).

**June 15:** Atari announced US Federal Communications Commission (FCC) Type I approval for the Atari 400 and Atari 800 personal computer systems, along with the Atari Program Recorder (410).

**June:** Atari microcomputer systems engineer Joe Decuir (Joseph C. Decuir) departed the company. (Atari Inc.: Business is Fun, page 387)  
Joe Decuir (Joseph C. Decuir) had established Standard Technologies Corporation on 7-Jul-1978.

**June:** Completion date for the Atari 400/800 Operating System REV. A.

**Month?:** Georgia A. Marszalek joined Atari (Consumer) as manager of marketing communications (Personal Computer), reporting to Director of Marketing Peter N. Rosenthal.

**July 2:** Atari personal computers were in the Penny fall-winter catalog at \$550 & \$995. (TV Digest 2-Jul-1979)

## July:

- Robert A. Hovee, previously of Questor, joined Atari (Consumer) as personal computers sales & marketing VP, in part replacing Donald D. Kingsborough who departed the company to refocus on his firm, D.K. Marketing. Donald D. Kingsborough would establish S.K.U., Inc. on 11-May-1981,
- Craig A. Conway would join Atari (Consumer) in computer sales.

**Summer:** Engineer Rob Fulop joined Atari (Consumer) as a game designer/programmer.

**August:** John Eckstrom joined Atari (Consumer) as manager, systems software (operating systems), reporting to Director of Software Development George Simcock.

**August:** Atari (Consumer) programmer Larry Kaplan departed the company. He would help form Activision, and would join Activision in December 1979.

**August:** Atari (Consumer) chip design engineer Douglas G. Neubauer departed the company to Hewlett-Packard. (Compute! #3 Mar/Apr-1980 page 75)

**August?:** On pages 654-655 of the Wish Book for the 1979 Holiday Season Sears featured the Atari 400 personal computer system (\$549) and accessories.

**Summer/Fall:** The Atari plant at 1173 Borregas Ave., Sunnyvale, California, previously Atari's pinball manufacturing plant, was repurposed for 400/800 computer line manufacturing. The project was headed by Atari (Consumer) VP Engineering Stephen D. Bristow. Brad C. Saville would be manufacturing manager (Personal Computer).

**September 4:** Chris C. Crawford, previously an instructor with the University of California Extension, and designer of the self-published game Legionnaire for Commodore PET, joined Atari (Consumer) as a game designer/programmer. Chris C. Crawford was recommended for hire by Atari (Consumer) programmer Rob Zdybel.

**September 4:** The New York Times reported on page D7, "Atari Inc., the maker of home video games, will introduce two new personal computer systems in the fall. The inaugural ad campaign, created by Doyle Dane Bernbach, will break in October in 12 national publications. TV commercials will also be aired in Los Angeles in November and December."

**September:** Atari (Consumer) senior programmers/game designers Alan Miller and David Crane departed the company. They would co-found Activision, Inc. on 1-Oct-1979.

**September:** Ray Kassar (Raymond E. Kassar), previously Atari President & CEO, would become Atari Chairman & CEO, replacing Atari Chairman Joe Keenan who announced his departure from the company.

**September 19:** The US Federal Communications Commission (FCC) adopted a new set of "Technical Standards for Computing Equipment" (FCC 79-555, 79 FCC 2d. 28). The new Class A (commercial) and Class B (residential) digital device standards were both less stringent than the earlier Type I standard which, among home computers released and announced to date, only the Atari 400/800 had succeeded in complying with. Atari, among others, would formally protest the new standards.



**September 24:** Shepardson Microsystems, Inc. (staff engineer Paul Laughton for SMI) completed the File Management Subsystem (FMS) for the Atari personal computers.

**October?:** The Atari Electronic Toys & Games division would be folded into the Atari (Consumer) division. Dennis Koble, previously Atari (Electronic Toys & Games) programmer, would become Atari (Consumer) software manager – new position, reporting to Director of Software Development George Simcock.

**October:** "Atari's production lines were stalled for about a week in October due to yield problems at one of its chip suppliers, Synertek. The low yields at the semiconductor manufacturer resulted in significantly reduced delivery of the MPU [the 6502 microprocessor] to Atari, resulting in about a 3-week delay in getting the computers into the marketplace." (Electronic News 10-Dec-1979, page 83)

**Fall:** Tod Frye joined Atari (Consumer) as a game designer/programmer.

**Fall?:** Stephen N. Davis and Carol Abbott joined Atari (Consumer) as a product marketing managers, reporting to Director of Marketing (Personal Computer) Peter N. Rosenthal.

**November 9:** Dale Yocum, previously of Telesensory, had joined Atari (Consumer) to establish and manage a 400/800 programmers' group as Applications Software Manager (Personal Computer). Dale Yocum had been hired by software manager Dennis Koble. Reports to Dale Yocum would include programmer Mike Lorenzen.

**November:** Conrad C. Jutson, previously Texas Instruments marketing manager for personal computers, was hired by Atari (Consumer) as a consultant. (Compute! 's First Book page 2).

**November:** Atari shipped the 400 personal computer system (NTSC; 8 KiB RAM) and, shortly thereafter, the 800 personal computer system (NTSC; 8 KiB RAM), each boxed with the Atari BASIC Computing Language cartridge (Atari BASIC by SMI) and the Atari BASIC book (Wiley Self-Teaching Guide); the 800 additionally shipped with the 410 Program Recorder and the Educational System Master Cartridge (Dorsett Educational Systems), which each also shipped separately. "The first "real" consumer units were shipped in Nov-1979 and were 400s to Sears followed very shortly by 800s." – Jerry Jessop

**November 26:** On procedural grounds, the US FCC had denied Atari's motion for a stay of the waiver given to Texas Instruments to sell an independent RF modulator for home computers & video games, saying Atari hadn't presented any new evidence (TV Digest 26-Nov-1979). Atari would try again.

**November/December?:** Lane Winner, previously of Versatec, joined Atari (Consumer) as an applications programmer (Personal Computer). Lane Winner would report to application programmers group manager Dale Yocum.

**November/December:** Kathy Forte joined Atari (Consumer) as an applications programmer (Personal Computer). Kathy Forte would report to application programmers group manager Dale Yocum.

**November/December?:** For the 400/800 Atari shipped:

- Basketball,
- Video Easel (previously: Life),
- Super Breakout,
- Talk & Teach Courseware cassettes:
  - Basic Algebra
  - Basic Electricity
  - Basic Psychology
  - Basic Sociology
  - Business Communications
  - Counseling Procedures
  - Effective Writing
  - Great Classics
  - Physics
  - Principles of Accounting
  - Principles of Economics
  - Spelling
  - Supervisory Skills
  - US Government
  - US History
  - World History (Western)

**December:**

- Stephen D. Bristow, previously Atari (Consumer) VP Engineering (consumer and home computer), became Atari VP Engineering Consumer Game Division (Electronic Toys & Games),
- Ronald L. Budworth would join Atari (Consumer) as Director of Engineering (consumer and home computer), replacing Stephen D. Bristow in the role,
- Atari (Consumer) engineer Niles E. Strohl would be promoted to engineering manager, replacing Wade B. Tuma who departed the company.

**December:** "Atari is funneling large quantities of its Atari 400 and Atari 800 personal computers and software to Sears, Roebuck, while retail computer stores have been faced with late hardware deliveries and received very little, if any, software.

Sears is offering the Atari 400, priced at \$549, through its catalog [1979 Wish Book pages 654-655], and is spot-marketing the machine in its retail stores throughout California and the Chicago area.

In addition, the firm is selling the Atari 800, priced at \$999.99, in its California stores, but not through the catalog, a Sears spokesman said." (Electronic News 10-Dec-1979, page 83)

# 1980

**January 5-8:** At the Winter Consumer Electronics Show (CES) in Las Vegas, Nevada, for the 400/800 (\$549.99 / \$999.99), under the banner "Touch the future" Atari introduced the 825 Printer (summer), 830 Modem (summer), and 850 Interface (summer).

Software introduced, announced, or again promised:

- 3-D Tic-Tac-Toe
  - Atari PILOT
  - Backgammon (never shipped)
  - Baseball (never shipped)
  - Biorhythm
  - Checkers (never shipped)
  - Computer Chess
  - Hangman
  - Mugwump (never shipped)
  - Music Composer (March)
  - Star Raiders
  - 132 Function Programmable Printing Calculator (would ship as: Calculator)
  - Assembler Editor (previously: Assembler Debug; April)
  - Business Simulations (never shipped)
  - Invitation to Programming series
  - Mailing List/Address Book (would ship as: Mailing List)
  - Personal Finance (previously: Home Finance; July 1980; never shipped)
  - Record Keeping (never shipped)
  - Stock Market Simulation (never shipped)
  - Touch-typing Trainer (would ship as: Touch Typing)
- (C015700 REV. 1; Touch the Future flyers; Dec-1979 400/800 flyers).

Personal Capital Investment Management software: Atari announced a license agreement to market 8 investment-application programs designed by Control Data Corporation from CDC's Cyberware library, including:

- Bond Yield, Bond Price and Interest, Bond Switch,
- Stock Rate of Return, Stock Dividend Analysis, Stock Charting,
- Mortgage Analysis,
- Portfolio Analysis.

(Wall Street Journal 8-Jan-1980 page 37; TV Digest 14-Jan-1980 page 13)

Atari would ship the four titles:

- Mortgage & Loan Analysis,
- Bond Analysis,
- Stock Analysis, Stock Charting.

**January?:** Atari shipped: Computer Chess, 3-D Tic-Tac-Toe, Star Raiders.

**January:** Conrad C. Jutson, formerly Texas Instruments marketing manager for personal computers, and consultant to Atari since November 1979, joined Atari (Consumer) as VP Sales & Marketing, Personal Computers, replacing Robert A. Hovee who departed the company. (TV Digest 21-Jan-1980 page 14)

**January:** Chris C. Crawford, previously an Atari (Consumer) game designer, transferred to the personal computer application programmers' group, reporting to group manager Dale Yocum.

**January 21:** Atari and Control Data Corporation (CDC) announced an agreement for the repair of Atari personal computers through the nationwide network of Control Data Service Centers. Under terms of the agreement, CDC would furnish a variety of repair services to owners and distributors of the Atari 400 and Atari 800 personal computer systems, including warranty repair, safety and engineering changes, equipment upgrades and annual service contracts. Repair centers for Atari computers were being established in CDC's existing nationwide network of field service locations. Approximately 20 centers were open in California, Colorado, Florida, Georgia, Illinois, Maryland, Massachusetts, Minnesota, New Jersey, Ohio, Texas and Washington, with more scheduled. (Dr. Dobb's Journal).

**Winter:** Atari shipped the 810 Floppy Disk Drive with Master Diskette (DOS I developed by SMI), and shipped the 820 Printer. (\$449.95).

**Winter:** Bob Smith joined Atari (Consumer) as a programmer. He was hired by, and would report to, software manager Dennis Koble.

**February 11:** The Sears spring-summer catalog featured the Atari 400 at \$549, and the Atari 800 at \$999. (TV Digest 11-Feb-1980 page 10)

**March?:** Atari shipped Music Composer.

**March:** Science Research Associates (SRA, the subsidiary of IBM) and Atari announced that SRA would develop educational computer courseware in reading, language arts, mathematics, science, and social studies, intended for Atari personal computers used in the home; Atari would have the right to market this software. Additionally, SRA would have primary responsibility for the sale of Atari personal computers and services to the educational community (public and private, pre-school through university level). (Compute! #4 May/June 1980 page 76; InfoWorld 31-Mar-1980 page 2)

**March/April:** Tandy Trower, previously of WICAT (World Institute for Computer-Assisted Teaching), joined Atari (Consumer) as an evaluator of 3<sup>rd</sup> party software titles (Personal Computer). He was hired by Atari (Consumer) Director of Marketing (Personal Computer) Peter N. Rosenthal.

**April 9:** Atari's petition to the US FCC to rescind the waiver of Class I TV rules granted to Texas Instruments was rejected by the commission. (TV Digest 7-Apr-1980 page 11; 14-Apr-1980 page 12)

**April 23:** George Simcock remained Atari (Consumer) Director of Software Development.

**Spring:** For the 400/800 Atari had shipped: An Invitation to Programming 1 (Program Design, Inc. (PDI); previously: Guide to BASIC Programming), Biorhythm, Hangman, Kingdom, Blackjack (1-Jun-1980 price list)

**May 12:** Atari (Consumer) senior layout engineer Steve Stone had departed the company and established Macro Dynamics, Inc. (MDI)

### May?:

- Dennis Koble, previously Atari (Consumer) software manager, was promoted to Director of Software Development, assuming the role of George Simcock who departed the company (retired),
- Programmer Bob Smith would be promoted to software manager, replacing Dennis Koble in the role,
- John Eckstrom, previously manager, systems software (operating systems), would become manager, compilers (Pascal),
- Brian Johnston, previously Atari Consumer Game Division (Electronic Toys & Games) game developer, would become Atari (Consumer) systems software manager, replacing John Eckstrom in the role,
- Dale Yocum remained application programmers group manager (Personal Computer)

**May 19-22:** Atari featured the 400/800 personal computer systems at the 1980 National Computer Conference at the Anaheim Convention Center, Anaheim, California. Also at the show, Personal Software introduced the Atari 800 version (and the Commodore PET/CBM version) of VisiCalc by Software Arts. The original Apple II version had shipped Oct. 1979.

**June 1:** Atari increased suggested retail prices for the 400/800. The 400 personal computer system (still 8 KiB RAM) was now \$630 (previously: \$549.99); the 800 personal computer system, now with 16 KiB RAM (previously: 8 KiB RAM), was now \$1,080 (previously: \$999.99/8 KiB RAM). (TV Digest 2-Jun-1980 page 11 and 1-Jun-1980 price list)

**June 15-18:** At the Summer Consumer Electronics Show (CES) in Chicago, Illinois, for the 400/800 (\$630 / \$1,080) Atari introduced:

- 815 Dual Floppy Disk Drive with DOS 2.0D (\$1,499.95; never shipped),
- 822 Printer (\$449.95),
- Light Pen (CX70; \$74.95).

Atari again promised:

- 825 Printer (\$999.95),
- 830 Modem (\$199.95),
- 850 Interface (\$219.95).

(Creative Computing Sep-1980 page 30; 1-Jun-1980 price list)

400/800 software Atari announced or again promised (1-Jun-1980 price list):

- Mortgage & Loan Analysis (CDC)
- Bond Analysis (CDC)
- Stock Analysis (CDC)
- Stock Charting (CDC)
- An Invitation to Programming 2:  
Writing Programs One and Two (PDI)
- An Invitation to Programming 3:  
Introduction to Sound and Graphics (PDI)
- Astrology (never shipped)
- Conversational French (EMI / Longman)
- Conversational German (EMI / Longman)
- Conversational Spanish (EMI / Longman)
- Mailing List
- Touch Typing
- Calculator
- Graph It
- Statistics I
- Energy Czar
- States & Capitals
- European Countries & Capitals
- TeleLink I  
(previously: Terminal Emulator)
- Space Invaders (by Taito)
- Assembler Editor

Atari also previewed The Atari Accountant series (by BPI; would consist of: General Accounting System; Accounts Receivable System; Inventory Control System; each package in the series would require the 815 Dual Floppy Disk Drive; series never shipped).

Also, Atari had modified the 800 personal computer system package. The 800 would now ship with one CX853 16 KiB RAM module installed (previously: one CX852 8 KiB RAM module); the 410 Program Recorder and Educational System Master Cartridge were removed from the package; the BASIC Reference Manual was added to the package.

#### **Months?:**

- Jeff Burton joined Atari (Consumer) as International Market Manager,
- Nancy Garrison, previously of Revlon, joined Atari (Consumer) as international marketing manager for computer software,
- Anthony Bruehl (Anton Bruehl) remained Atari (Consumer) VP International Sales/Marketing.

**July 1:** Date of the internal Atari document: "Atari PCS Applications Software Standards" REV 1.0 by Dale Yocum, application programmers group manager.  
<https://preview.tinyurl.com/y6kc333y>

**July:** Atari (Consumer) applications programmer (Personal Computers) Mike Lorenzen departed the company.

**July:** Date of Atari Lease Agreement for 1196 Borregas Ave, Sunnyvale, California, future home of the future Atari Computer Division.

**July 29:** Warner Amex Cable Communications announced a fall 1980 project in collaboration with Atari, Inc. and CompuServe that would provide a minimum of 100 subscribers to the Warner Amex two-way interactive QUBE service in Columbus, Ohio, with access to data from CompuServe through the use of provided Atari computers. (Warner Amex Cable Communications Press Release)

**Summer?:** Atari (Consumer) game designer Carol Shaw departed the company to Tandem Computers.

**Summer:** Atari (Consumer) donated 18 Atari 800 computers and 810 Floppy Disk Drives to the Lawrence Hall of Science, Berkeley, California, for their Math and Computer Project. The donation was arranged by Atari educational marketing consultant Ted M. Kahn. (Atari Connection Fall 1981 pages 12-15)

**August 19:** Shepardson Microsystems, Inc. (staff engineer Paul Laughton for SMI) completed the File Management Subsystem (FMS) for Atari DOS II.

**Summer/Fall:** For the 400/800 Atari shipped: 822 Printer, 825 Printer, 830 Modem, 850 Interface, CX70 Light Pen.

Also shipped: Assembler Editor (SMI), TeleLink I (original "small box" release with 1 hour of access to CompuServe), Space Invaders (original cassette, "small box" release), States & Capitals, European Countries & Capitals, Mortgage & Loan Analysis, Energy Czar.

### **September:**

- Roger H. Badertscher joined Atari to be President of the new Personal Computer Division, which would be spun off from the Consumer Division. Roger H. Badertscher was previously VP and General Manager of the microprocessor division of Signetics, an electronics semiconductor manufacturer, and he had developed the business plan for the new division. (InfoWorld 26-Jul-1982 page 29 for date),
- Bruce W. Irvine, previously of Control Data Corporation (CDC), would join Atari (Personal Computer) as VP Software, essentially replacing Atari (Consumer) Director of Software Development Dennis Koble in the role,
- Bill Kaiser, previously of Atari (Consumer), would be Atari (Personal Computer) Director of Finance.

**September:** David Staugas, previously of Exidy, joined Atari (Personal Computer) as a systems software programmer, reporting to manager of systems software Brian Johnston.

**September:** The Atari Customer Service Department (1346 Bordeaux Dr, Sunnyvale, California) began offering Customer Software Support for Atari 400/800 users. (Atari Connection vol. 1 no. 1 page 24)

**September 15-December 31:** Atari-sponsored dealer promotion: Free 410 plus Educational System Master Cartridge and choice of one Talk & Teach series title with purchase of an Atari 400 computer. Or, free CX852 8 KiB RAM module with purchase of an Atari 800 computer – which shipped with one CX853 16 KiB RAM module installed.

**September 16-18:** Western Electronic Show and Convention (WESCON/80), Anaheim, California, featured speakers including Peter N. Rosenthal, Atari (Personal Computer) Director of Marketing.

**Fall:**

- Gene B. Rosen would join Atari (Personal Computer) as VP Engineering. (ComputerWorld 16-Mar-1981 page 74),
- Kevin P. McKinsey, previously Atari (Consumer) industrial designer, would be Atari (Personal Computer) manager of industrial design and graphics,
- Brad C. Saville, previously Atari (Consumer) manufacturing manager (Personal Computers), would be Atari (Personal Computer) operations manager.

**Fall:** John R. Powers, III, previously of The Authorship Resource, Inc. (ARI; co-founded by John R. Powers and Joe Miller (Joseph B. Miller III); developers of software for the CyberVision home computer), joined Atari (Personal Computer) as manager, applications & development systems, reporting to VP Software Bruce W. Irvine. Reports to John R. Powers would include applications supervisor Dale Yocum.

**Fall:** At Atari (Personal Computer):

- Chris Bowman (Christopher P. Bowman), previously Director of Media Services at the Harvard University Graduate School of Education, joined the company as National Manager of Educational Marketing,
- Robert A. Kahn, previously an educational computer applications consultant – and prior to that, Director of the Computer Education Project at the University of California, Berkeley – joined the company as manager, educational software products,
- Brenda K. Laurel, previously Manager, Educational Product Design at The Authorship Resource, Inc. (ARI), joined the company as a software specialist for educational applications,
- Tandy Trower, previously Atari (Consumer) evaluator of 3<sup>rd</sup> party software titles (Personal Computers), became a software product manager,
- Georgia A. Marszalek, previously Atari (Personal Computer) manager of marketing communications, became a product marketing manager,
- Sally Bowman, previously a school psychologist for the Scottsdale Unified School District (Arizona), joined the company as manager of marketing communications, replacing Georgia A. Marszalek in the role,
- Peter N. Rosenthal was Director of Marketing,
- Keith E. Schaefer joined Atari (Personal Computer) as National Sales Manager, reporting to VP Sales & Marketing Conrad C. Jutson.

**November/December?:** Atari (Personal Computer) applications programmer Kathy Forte departed the company.

**December:** Atari (Personal Computer) established a Software Development Support Group, which would eventually include:

- As group supervisor: Chris C. Crawford, reporting to manager, applications & development systems John R. Powers. Chris C. Crawford was previously an Applications group programmer reporting to Dale Yocum; having completed Energy Czar and SCRAM (A Nuclear Power Plant Simulation),
- As members: Lane Winner, Jim Cox, Mike Ekberg, John Eckstrom, Kathleen Armstrong (Kathleen Pitta), Gus Makreas, Amy Chen (Y. M. Chen), Bob Fraser, Jim Dunion.



Atari reportedly lost \$10 million on sales of computer equipment of \$13 million in 1980 (InfoWorld 14-Sep-1981)

Atari had sold 35,000 400/800 computers through 1980. (source?)

# 1981

**January 6:** Warner Amex Cable Communications, Atari, and CompuServe jointly announced the availability of the CompuServe information service to Columbus, Ohio subscribers of the Warner Amex QUBE two-way interactive cable television system. An Atari 800 personal computer was lent to the subscriber as part of the service.

**January 8-11:** At the Winter Consumer Electronics Show (CES) in Las Vegas, Nevada, Atari announced that the Atari 400 would now ship in two versions:

- Original 8 KiB RAM version at the new list price of \$499.95 (previously: \$630),
- New 16 KiB RAM version for \$630.

For the 400/800 Atari introduced:

- Asteroids,
- Atari PILOT,
- Atari Word Processor,
- Conversational Spanish,
- Missile Command,
- SCRAM (A Nuclear Power Plant Simulation).

Atari also introduced:

- Atari Accountant: Accounts Receivable System (BPI; never shipped),
- Atari Accountant: General Accounting System (BPI; with Business Manager's Companion Guide by Arthur Young & Company; package never shipped),
- Atari Accountant: Inventory Control System (BPI; never shipped).

Atari also announced: Personal Fitness Program (ultimately released via APX), Personal Financial Management System (replacement for the canceled Personal Finance).

Atari again promised:

- An Invitation to Programming 2,
- An Invitation to Programming 3,
- Astrology (never shipped),
- Conversational French,
- Conversational German.

(Creative Computing Mar-1981 page 54; Analog #1; 1981 Software Catalog)

**January:** Atari (Computer) marketing established a Users' Group Support Program; Earl Rice would be Manager, Users' Group Support.

**January/February:** First issue of A.N.A.L.O.G. 400/800 Magazine, published by Lee Pappas and Mike DesChenes. 4,000 copies printed.

**Winter:** Atari (Computer) established division headquarters operations in a new building at 1196 Borregas Ave., Sunnyvale, California. (Atari Explorer vol. 1 no. 1 Spring 1981)

**Winter:** Atari Customer Service VCS support would remain at 1346 Bordeaux Dr, Sunnyvale, California, while 400/800 support was expanded to 1340 Bordeaux Dr, Sunnyvale, California. Jerry Jessop, previously Atari (Computer) manufacturing technician, would be Customer Service supervisor (400/800).

**Winter:** Atari shipped:

- Bond Analysis,
  - Graph It,
  - Mailing List,
  - Statistics I,
  - Stock Analysis,
  - Stock Charting,
  - Touch Typing.
- (Analog #2 page 47)

**February 2:** Atari had announced that:

- Conrad C. Jutson, previously Atari (Computer) VP Sales & Marketing, was promoted to VP Market Planning (consumer and computer products). (TV Digest),
- Peter N. Rosenthal, previously Atari (Computer) Director of Marketing, reporting to Conrad C. Jutson, would be Atari (Computer) VP Business Planning (new position),
- Rigdon Currie, previously of Xerox subsidiary Diablo, had joined the company as VP Marketing for the Computer Division (Compute! #11 page 166; TV Digest), replacing Conrad C. Jutson in the role,
- Mark A. Lutvak, previously product program general manager at Memorex, would join Atari (Computer) as Director of Product Marketing, replacing Peter N. Rosenthal in the role, reporting to Rigdon Currie,
- Product marketing manager Stephen N. Davis would depart the company to Corvus Systems Inc.,
- Product manager Carol Abbott would depart the company,
- Brenda K. Laurel, previously software specialist for educational applications, would remain a software product manager,
- Mark O. McCrackin would join the company as a product manager for educational marketing, replacing Brenda K. Laurel in the role,
- Robert A. Kahn remained Manager, Educational Software Products,
- Tandy Trower remained a software product manager.

**February:** J. Fred Thorlin joined Atari (Computer) as Director of Software Product Acquisition, reporting to VP Software Bruce W. Irvine. One charge for J. Fred Thorlin would be to direct the transformation of an internal software development tools exchange program that had been established by applications software supervisor Dale Yocum into a public-facing program (Atari Program Exchange).

**February:** Andrew Soderberg, previously a partner at a computer retailer called Computer Connection, joined Atari (Computer) as an assistant product manager, reporting to software product manager Tandy Trower.

**February:** Atari (Computer) systems software programmer David Staugas departed the company and returned to Exidy.

**February 25:** The source code to:

- Atari BASIC – including Atari OS Floating Point Package (FPP),
- The FMS component of Atari DOS 2.0S (DOS.SYS),
- The Atari Assembler Editor

were purchased from Shepardson Microsystems, Inc. (SMI) by Optimized Systems Software (OSS), headed by former SMI employees Bill Wilkinson and Mike Peters.

**March?:** Atari VP Research & Development Al Alcorn departed the company. Al Alcorn would establish Cumma Research, Inc. on 2-Feb-1983.

**March:** Bill Bartlett, previously of Electronic Data Systems (EDS), joined Atari Customer Support as product support specialist for The Atari Accountant.

**March/April:** Atari Customer Service (home consumers) established a Regional Service Center at 43 Belmont Dr., Somerset, New Jersey. 1346 Bordeaux Dr., Sunnyvale, California, the existing home of Customer Service, would also serve as a Regional Service Center.

**April 2-30:** Atari-sponsored dealer promotion: Free \$100 subscription to The Source with purchase of Atari Communicator System: choice of Atari 400 or Atari 800 computer with 850, 830, and TeleLink I.

**April 3-5:** At the 6<sup>th</sup> West Coast Computer Faire, San Francisco Civic Auditorium and Brooks Hall, San Francisco, California, Atari (Computer) announced:

- The Atari Software Acquisition Program (ASAP), which would involve the creation of ASAP regional centers where qualified developers could work with Atari equipment and receive technical assistance. The first ASAP center was expected to open in the Sunnyvale area, California in mid-May,
- The Atari Program Exchange (APX), a free quarterly mail-order catalog of user-written software – first/Summer Edition due for publication June 1.

Programs accepted for the APX catalog would qualify for \$100,000 in prizes to be awarded over the coming year, including a grand prize of \$25,000 cash.

Bruce W. Irvine was Atari (Computer) VP Software. (Compute! #12 May-1981 page 150)

The event also featured Atari's "first annual" invitational hospitality suite for Atari computer users' group officers and their guests. About 20 persons attended, on behalf of about 30 total groups registered with Atari Users' Group Support.

- J. Fred Thorlin remained Atari (Computer) Director of Software Product Acquisition, reporting to Bruce W. Irvine,
- Dale Yocum, previously Atari (Computer) applications software supervisor, would be APX manager, reporting to J. Fred Thorlin,
- Ken Balthaser, previously of the Atari Advanced Technology Group and prior to that, programmer at The Authorship Resource, Inc. (ARI), would become Atari (Computer) manager of applications software development, replacing Dale Yocum in the role.

**April 3-5:** Also at the West Coast Computer Faire, Optimized Systems Software (OSS) introduced BASIC A+, CP/A (would ship as: OS/A+), and EASMD (enhanced, disk-based versions of Atari BASIC, Atari DOS 2.0S and Atari Assembler Editor, respectively).

**April:** Opening of Future Center at the Capital Children's Museum, featuring "tomorrow's classroom" of 20 Atari 800 computer systems donated by Atari. With further support from Atari, the project would additionally include the "Communications" hands-on exhibit (November 1981), the SuperBoots educational software development effort, and computer enhancements of other exhibits. (Atari Connection vol. 1 no. 4 pages 9-10; Atari Connection vol. 2 no. 1 pages 7-8) The project was facilitated by Atari educational marketing consultant Ted M. Kahn.

**April 23-24:** An Atari Seminar for developers.

The Atari Software Development Support Group included:

- Chris C. Crawford – graphics,
- Lane Winner – BASIC, cassette,
- Mike Ekberg – OS, DOS,
- Kathleen Armstrong (Kathleen Pitta) – Forth,
- Jim Cox – graphics & utilities,
- Gus Makreas – assembly language,
- John Eckstrom – Pascal.

**April 25-28:** At Greenfield Community College, Massachusetts, the year-long TEME (Totally Enclosed Modular Environment) project in human ecology culminated in an elaborate 72-hour simulated space flight mission. Led by instructors Gregg Vouros and Dan LaRose, the team of students had built a full-size flight deck mock-up, habitation module, and observation lab, incorporating an Atari 800 computer system that was donated by Atari, running software designed by student Mike Tepper who had received 3 days of free training at Atari in California. (Atari Connection Summer 1981 pages 8-9; Florida Today (Cocoa, Florida) 25-Apr-1981 page 10A)

**Spring:** First issue of The Atari Connection, the glossy magazine published by Atari (Computer) in support of the 400/800.

**Spring:**

- J. Fred Thorlin, previously Atari (Computer) Director of Software Product Acquisition (ASAP/APX), became Director of Product Review & Research – new position, remaining responsible for APX, still reporting to VP Software Bruce W. Irvine,
- Paul V. Cabbage, previously of The Wollongong Group, would join Atari (Computer) as product review manager, reporting to J. Fred Thorlin,
- Tom Gracon (T. J. Gracon) joined Atari (Computer) as Director of Software Product Acquisition (ASAP), replacing J. Fred Thorlin in the role, reporting to Bruce W. Irvine.

**Spring:** 6-week pilot of the IEC-Atari Mobile Computer Van Project, a collaboration between the Industry-Education Council (IEC) of Santa Clara County, California and new IEC member Atari, serving one community college and 14 schools in 6 school districts.

Atari had supplied 18 complete Atari 800 computer systems (van capacity: 15 systems), and the Atari Advanced Products group had designed and produced portable carrying cases for the systems, and also handled the interior and exterior design of the van.

Curriculum was developed by Computer-Using Educators (CUE). During fall 1981 the van would serve 49 separate schools, 165 separate classes, and 4,950 students.

The project was facilitated by Atari educational marketing consultant Ted M. Kahn. (Atari Connection vol. 2 no. 1 pages 14-16)

**May 1:** Atari's suggested retail price for the Atari 400 with 16 KiB RAM, now to be marketed as The Basic Computer, was reduced to \$399 (previously: \$630). The 8 KiB RAM version of the Atari 400 would no longer be offered.

The Atari 800 Personal Computer System (with 16 KiB RAM) retail price remained \$1,080.

**May 1-August 31:** Atari offered a free CX853 16 KiB RAM Module (\$99.95) with purchase of an Atari 800 personal computer; offered the 825 Printer at \$800 instead of \$1,000; and offered the 850 Interface at \$170 instead of \$220

**May 4-7:** At the National Computer Conference in Chicago, Illinois, Atari announced that the 8 KiB Atari 400 was being discontinued and that the price on the 16 KiB version was being reduced to \$399 (was \$630); also, the Atari BASIC cartridge and Atari BASIC book (Wiley Self-Teaching Guide) would no longer be included with the now "mass market packaged" Atari 400.

Other price reductions:

- CX852 8 KiB RAM module now \$49.95 (was \$124.95),
- CX853 16 KiB RAM module now \$99.95 (was \$199.95),
- 820 Printer now \$299.95 (was \$449.95).

Atari also introduced:

- Personal Financial Management System (PFMS; \$74.95),
- Dow Jones Investment Evaluator (\$99.95; never shipped),
- Atari Microsoft BASIC (\$89.95),
- Program-Text Editor (would ship as a standalone title via APX),
- Sorcim Macro Assembler (the latter two titles would ship together as: Macro Assembler and Program-Text Editor),
- Conversational Italian (EMI / Longman).

Additionally, new production units of TeleLink I would include one hour of time on each of: Dow Jones Information Service, The Source, CompuServe (previously: CompuServe only).

**May?:** Atari (Computer) Manager, Compilers (Pascal) John Eckstrom departed the company.

**May:**

- Bill Carris (William Carris), previously Director of Atari Technical Services (customer service), became Atari (Computer) national sales training manager,
- Jon D. Ebbs joined Atari as Director of Customer Service, replacing Bill Carris (William Carris) in the role, reporting to Atari EVP Dennis Groth?

Atari would phase out its partnership with Control Data Corporation (CDC) for Atari 400 & Atari 800 service at Control Data Service Centers and launched a new nationwide network of Authorized Atari Computer Service Centers (Atari Connection vol. 1 no. 3 page 21; Analog #4 page 9).

These Authorized Atari Computer Service Centers were supported by the existing Regional Service Centers at 1346 Bordeaux Dr, Sunnyvale, California, and at 43 Belmont Dr, Somerset, New Jersey.

- James W. Prather would join Atari Customer Service as manager of field service,
- David S. Wilson would join Atari Customer Service as manager of Customer Support,
- John H. Hahn would join Atari Customer Service as manager of Technical Support,
- Jerry Jessop, previously supervisor, Customer Service home computers group, would join Atari (Consumer) engineering as a Senior Technical Associate.

**June 1?:** Atari released the Atari Program Exchange (APX) Software Catalog Summer Edition 1981, introducing:

- |   |                                      |
|---|--------------------------------------|
| • Alien Egg   | • Lemonade                           |
| • Anthill   | • Mugwump                            |
| • Avalanche   | • Newspaper Route Management Program |
| • BASIC Cross-Reference Utility (XREF)  | • Outlaw/Howitzer                    |
| • BASIC Program Compressor (MASHER)   | • Preschool Games                    |
| • BASIC Renumber Utility (RENUM)  | • Roman Checkers                     |
| • Castle  | • Sleazy Adventure                   |
| • Centurion   | • Sound Editor                       |
| • Character Set Editor  | • Space Trek                         |
| • Chinese Puzzle  | • Sultan's Palace                    |
| • Comedy Diskette   | • Supersort                          |
| • Disk Fixer (FIX)  | • Tact Trek                          |
| • Extended WFSN   | • Text Formatter (FORMS)             |
| • FIG FORTH (also known as "Coin-Op Forth" or "Colleen Forth"; never shipped) | • The Computerized Card File         |
| • Graphics/Sound Demonstration  | • Variable Changer                   |
|   | • Wizard's Gold                      |

APX also introduced several hardware products:

- DE-9S with DE51218 Shell (controller plug),
- 5-pin DIN connector,
- 13-pin I/O plug,
- 13-pin I/O socket,
- DA-15P with DA110963-2 Shell (850 printer plug),
- DE-9P with DE110963-1 Shell (850 serial plug),
- 2716 EPROM cartridge.

APX location: 155 Moffett Park Dr., Sunnyvale, California.

**June:** Atari (Corporate) established the Atari Institute for Educational Action Research, which would award grants of Atari home computer products, cash stipends, and/or consulting services to selected individuals and non-profit institutions or organizations interested in developing new educational uses for computers in schools, community programs, or in the home.

Ted M. Kahn, previously Atari educational marketing consultant, who had written the business plan for the Institute at the request of Atari EVP Dennis Groth, joined Atari as the Institute's executive director; Dennis Groth would serve as the Institute's Chairman.

The Executive Committee would eventually include:

- Dennis Groth,
- Ray Kassar (Raymond E. Kassar) – Atari Chairman & CEO,
- Alan Kay – Atari VP & Chief Scientist,
- Roger H. Badertscher – Atari (Home Computer) President,
- Steven T. Mayer – Atari (Home Computer) VP Research & Development,
- Peter N. Rosenthal – Atari (Home Computer) VP Business Planning,
- Roger Smith – Warner Communications VP Corporate Affairs.

The Board of Advisors would include:

- Dean Brown,
- Judy Collins,
- Hugh Downs,
- Marian Wright Edelman,
- Roger C. Faxon,
- W. Tim Gallwey,
- Sam Gibbon  
(Consultant, Children's Television Workshop and Bank Street College of Education),
- Herbert Kohl,
- Paul Trachtman,
- Heinz von Foerster,
- William S. Wagner (founder of Computer-Using Educators),
- Karl Zinn.

(Atari Action vol. 1 no. 1 Fall 1982)

**June:** Leslie Wolf joined Atari (Computer) in marketing as a data processing specialist.

**June 21:** Atari was establishing an Advanced Development Laboratory in New York City, to pursue "advanced consumer products for the education, entertainment and professional markets." Projects were anticipated in areas including computer graphics, system architecture, telecommunications, and computer languages. (New York Times 21-Jun-1981 page F41)

**Month?:** In West Germany, Steve Molyneux, previously of American Express Military Banking, joined Atari Elektronikvertriebs GmbH as computer software development manager. He was recruited by Atari (Consumer) international marketing manager for computer software Nancy Garrison.

**Month?:** Dave Menconi joined Atari Customer Service as a technical support specialist, reporting to manager of technical support John H. Hahn. (Atari Explorer Fall 1981 page 21 for title)

**Month?:** The Atari Software Development Support Group released "De Re Atari". Atari made the book available to registered developers.



## July:

- Larry Plummer, previously General Manager, Heathkit Computer Products at Heath Company (division of Zenith Data Systems), joined Atari (Computer) as Director of Engineering, replacing Gene B. Rosen who departed the company,
- Also making the move from Heath to Atari (Computer) under Larry Plummer:
  - Electrical engineer Jim Tittsler,
  - Mechanical engineer Carl Goy (previously Heath's chief design engineer).
- Jim Tittsler & Carl Goy would form a Special Projects Group within Atari (Computer).

The group would engage in projects eventually including a combination Atari 800/SUN workstation, then a combination Atari 800/IBM PC compatible computer (project "Shakti" or "25601", later planned as the Atari 1600, a joint venture with Toshiba).

See: <http://www.atarimuseum.com/computers/8BITS/XL/1600xl/1600xl.html>

**Summer?:** Barry Berghorn, previously of Memorex, joined Atari (Computer) as sales & marketing VP, replacing Rigdon Currie who departed the company. (TV Digest 1981 page dxxx/530)

**Summer?:** J. Peter Nelson joined Atari (Computer) as public relations manager.

**Summer?:** Stanford MBA student Ken Wirt (Kenneth R. Wirt) began working for Atari (Computer) (in sales?). (Marquis)

**Summer:** Atari sold the rights to their Talk & Teach series of educational software titles, plus the Educational System Master Cartridge, back to the developer, Dorsett Educational Systems.

**Summer:** By mid-1981 Atari had sold over 50,000 400/800 computers to date. (InfoWorld 14-Sep-1981)

**Summer:** Atari shipped:

- Atari 810 Master Diskette II (DOS II version 2.0S developed by SMI/Atari),
- Atari Word Processor,
- An Invitation to Programming 2,
- An Invitation to Programming 3,
- Asteroids,
- Conversational French,
- Conversational German,
- Conversational Spanish,
- Missile Command,
- SCRAM (A Nuclear Power Plant Simulation),
- TeleLink I – new "large box" version – with one hour of time on each of:  
Dow Jones Information Service, The Source, CompuServe

**August 1:** In the UK, Atari consumer products distributor Ingersoll Electronics shipped the Atari 400 & Atari 800 computers (new PAL version for UK, PAL I; 345 GBP / 645 GBP incl. VAT; both with 16 KiB RAM).

**August:** Jamie Cook (James Alan Cook) joined Atari (Computer) as VP & Counsel.

**August 26:** Date of the internal Atari document "Z800 Product Specification, Revision 1" reflecting early work that would lead to the release of the 1200XL computer.

See: <http://www.atarimuseum.com/computers/8BITS/1200xl/1200xl.html>

**Summer/Fall:** Atari (Consumer) international sales and marketing operations were spun off into a new division of Atari, Atari International.

- Anthony Bruehl (Anton Bruehl), previously Atari (Consumer) VP International Sales/Marketing, would be President of Atari International,
- Gerd Stoecker joined Atari International (as Director of International Finance?),
- Claude Nahum joined Atari International as Manager of financial planning & analysis, reporting to Gerd Stoecker,
- Jeff Burton remained Market Manager,
- Nancy Garrison remained Marketing Manager for computer software.

**September 1?:** Atari released the Atari Program Exchange (APX) Software Catalog Fall Edition 1981, introducing:

- 747 Landing Simulator
- BASIC Utility Diskette
- BASIC Utility for Renumbering Programs (BURP)
- BLIS
- Babel
- Banner Generator
- Blackjack Tutor
- Bumper Pool
- Chameleon CRT Terminal Emulator
- CodeCracker
- Data Management System
- Decision Maker
- Developer's Diskette
- Dice Poker
- Disk Fixer (FIX) REV. 2
- Diskette Librarian
- Domination
- Eastern Front (1941)
- Financial Asset Management System
- Load 'n Go
- Lookahead
- Mapware
- Minotaur
- Personal Fitness Program (previously announced for Atari's main 400/800 product line)
- Reversi
- Screen Dump Utility
- Terry
- Video Math Flashcards
- Wizard's Revenge

APX also announced their full software product line for sale via download from CompuServe MicroNET.

One hardware product was modified: DE-9S with DE110963-1 Shell (controller plug).

**September 1:** New production Atari 810 Floppy Disk Drives would contain an External Data Separator Board. (810 Field Service Manual pages 1-9)

**September 1-October 31:** Atari offered a free Atari Word Processor with the purchase of an Atari 800, 810 Floppy Disk Drive and two additional 16 KiB RAM Modules.

**September 3-7:** Atari computer distributor Adveico launched the Atari 400/800 (new PAL versions for PAL B/G; 985.000 ITL / 1.990.000 ITL) at SIM-Hi.Fi in Milan, Italy. (MC microcomputer #1 back page; #2 pages 19-20 for prices)

**September 10-12:** Atari distributor Ingersoll Electronics introduced the Atari 400/800 at The 4<sup>th</sup> Personal Computer World (PCW) show at the Cunard Hotel, Hammersmith, London, UK.

**September:** Atari opened their Advanced Development Laboratory at: 300 E. 42<sup>nd</sup> St., New York NY.

Steven T. Mayer, previously Atari Cyan Engineering Senior Engineer, became Atari VP Research & Development, replacement for the departed Al Alcorn, and had transferred from Cyan Engineering to establish and head the new Atari NY Lab. (Warner Communications Inc. (WCI) Press Release 13-Jul-1984 except year)

Advanced Development Group personnel would eventually include:

- Gregg Squires (manager of hardware engineering; previously of Racal Vikonics),
- Bob Card (Robert Card) (hardware engineer; previously of Racal Vikonics),
- Steven Ray (previously of Racal Vikonics),
- Joel Moskowitz,
- Philippe des Rioux,
- Glenn Boles.

**September 18-23:** At SMAU (Salone Macchine e Attrezzature per l'Ufficio, or Office Machinery and Equipment Exhibition) in Milan, Italy, Atari computer distributor Adveico continued the launch of the Atari 400/800 in Italy. (MC microcomputer #1 back page)

**September/October?:** At Atari (Computer):

- Brian Johnston, previously manager of systems software, became a product coordinator.
- Lou R. Tarnay, previously of GTE Sylvania, joined the company as systems development manager (new position responsible for operating systems and telecommunications).
- Paul Laughton, previously Shepardson Microsystems, Inc. (SMI) staff engineer, joined the company as operating systems supervisor, hired by Brian Johnston, replacing Brian Johnston in the role, reporting to Lou R. Tarnay.

**October:** Dr. Alan Kay, previously a Xerox Fellow at the Xerox Palo Alto Research Center (PARC), joined Atari as VP/Chief Scientist. (InfoWorld 21-May-1984 for date)

**October:** Atari (Computer) software product manager Tandy Trower departed the company to Microsoft.

**October 15-18:** The 3<sup>rd</sup> annual Northeast Computer Show (NCS) at the Hynes Auditorium, Boston, Massachusetts was attended by 50,000.

For the 400/800 Atari featured:

- Asteroids,
- (The) Atari Word Processor,
- Conversational French,
- Conversational Italian,
- Conversational Spanish,

- Missile Command,
- Personal Financial Management System,
- States & Capitals.

"The Future of Personal Computers" forum on Oct. 15, sponsored by the Boston Computer Society, featured panelists including:

- Peter N. Rosenthal – Atari (Computer) VP Business Planning, standing in for Atari (Computer) President Roger H. Badertscher,
- Bill Gates (William H. Gates) – Microsoft President,
- H.E. James Finke – Commodore President,
- Jon Shirley – Radio Shack VP,
- Philip Estridge – IBM Personal Computers director,
- Mike Markkula (Armas Clifford "Mike" Markkula Jr.) – Apple Computer President.

(InfoWorld 9-Nov-1981 pages 1,6; Boston Computer Society Press Release 6-Oct, 13-Oct)

**October 19:** InfoWorld reported that a new home accounting system for the Atari 800 would replace the Atari Accountant. The new system (would ship as: The Bookkeeper) would be designed expressly for the home market, would work with the 810 Floppy Disk Drive, and was to be ready for delivery in the first quarter of 1982. (page 37)

The 815 Dual Floppy Disk Drive, along with the Atari Accountant series that would have required the 815, and the Atari Word Processor version for the 815, had all been canceled, never shipped.

**October 20:** At Atari (Computer), direct reports to VP Software Bruce W. Irvine included:

- Tom Gracon (T. J. Gracon) – software product acquisition – ASAP,
  - Paul E. Liniak – product coordination,
  - J. Fred Thorlin – product review and research – APX,
  - Jim P. Romanos – product test,
  - John R. Powers – applications & development systems,
  - Lou R. Tarnay – systems development,
  - (Vacant) – international,
  - Leslie Wolf – word processing specialist.
- Reports to J. Fred Thorlin included product review manager Paul V. Cabbage and APX manager Dale Yocum,
  - Reports to John R. Powers included Ken Balthaser (applications) and Chris C. Crawford (development support),
  - Reports to Lou R. Tarnay included Paul Laughton (acting manager, operating systems).

<https://archive.org/details/AtariHarryStewart>

**October 20:** Atari, Inc. was awarded US patent 4,296,476 for 18 claims by inventors Steven T. Mayer, Jay G. Miner, Douglas G. Neubauer, and Joe Decuir (Joseph C. Decuir) regarding their "Data processing system with programmable graphics generator" (the Atari 400/800 hardware platform).

**October 26:** As part of the Atari Software Acquisition Program (ASAP), Atari had opened its first Regional Software Acquisition Center. (InfoWorld 26-Oct-1981 page 1) The center was managed by Steven H. Gerber, and was located in the location that also housed the Atari Program Exchange (APX): 155 Moffett Park Dr., Sunnyvale, California.

**Fall:** At Atari (Computer):

- Keith E. Schaefer was promoted from National Sales Manager to VP Sales (TV Digest 1981 page dcclxv),
- Don Kurtz of the Kurtz & Tarlow agency would be hired as Director of Marketing Services (Atari Connection Summer 1982),
- Keith E. Schaefer & Don Kurtz would together be replacing VP Sales & Marketing Barry Berghorn who departed the company.

**Fall?:** Brenda K. Laurel, previously an Atari (Computer) software product manager, was promoted to manager, software strategy and marketing (new position).

**Fall:** Gary Furr, previously of GTE Sylvania, joined Atari (Computer) as a software product manager.

**Fall:** Mark Cator joined Atari (Computer) as a marketing specialist, users' group support. Earl Rice remained Manager, Users' Group Support.

**Fall:** K-Byte, Division of Kay Enterprises Co., released K-Razy Shoot-Out, the first third-party ROM cartridge for the Atari 400/800. (SoftSide Mar-1982 page 71)

**Fall:** In West Germany, Atari Elektronikvertriebs GmbH shipped the Atari 400/800 (PAL versions for PAL B/G).

**November 1:** New production Atari 810 Floppy Disk Drives would ship with the Revision C ROM and with DOS II version 2.0S (replacing the original Atari DOS I). (Antic Oct-1982; Atari Connection vol. 2 no. 2 pages 1-2).

**November:** Chemical Bank began testing their prototype Pronto electronic home banking system in about 200 homes in the New York area. Homes were provided Atari computers with prototype client software developed with Atari as part of the project.

**November:** The Atari 400/800 NTSC versions would now ship with the GTIA chip rather than the earlier CTIA. (Antic Oct-1982)  
PAL versions for PAL B/G & PAL I 400/800 units had only shipped with GTIA.

**November:** The Atari 400/800 began shipping with the 400/800 OS REV. B, improving peripheral I/O control routines. (Antic Oct-1982; Atari Connection vol. 2 no. 2 pages 1-2)

**November 17-20:** Atari consumer products distributor Ingersoll Electronics featured the Atari 400 & Atari 800 at COMPEC'81 (Computer Peripheral and Small Computer Systems Exhibition), Grand Hall, Olympia, London, UK.

**November/December:** For the 400/800 Atari shipped the Starter Kits:

- The Communicator,
- The Entertainer,
- The Programmer,
- The Educator.

Atari also shipped:

- Conversational Italian,
- Calculator,
- Atari PILOT (Educators' Package and Home Package),
- Space Invaders – previously released on cassette – was now re-released on cartridge ("large box" version).

**December 1?:** Atari released the Atari Program Exchange (APX) Software Catalog Winter Edition 1981, introducing:

- |   |  |
|---|--|
| • Atari Program-Text Editor<br>(also released in Atari's main product line in package with Macro Assembler) | • Mathematic-Tac-Toe   |
| • Atlas of Canada   | • Memory Match   |
| • Attank!   | • Morse Code Tutor   |
| • Blackjack Casino  | • My First Alphabet  |
| • Block 'Em   | • Number Blast   |
| • Bowler's Database   | • Player Piano   |
| • Caverns of Mars   | • Presidents of the United States  |
| • Dog Daze  | • Pro Bowling  |
| • Downhill  | • Quiz Master  |
| • Dsembler  | • Reversi II   |
| • Enhancements to Graph It  | • Solitaire  |
| • Extended fig-FORTH  | • Source Code for Eastern Front (1941)   |
| • Family Cash Flow  | • Space Chase  |
| • Hickory Dickory   | • Stereo 3-D Graphics Package  |
| • Hydraulic Program (HYSYS)   | • Supersort REV. 3   |
| • Insomnia (A Sound Editor)   | • T: A Text Display Device   |
| • Instedit  | • Ultimate Renumber Utility  |
| • Keyboard Organ  | • Weekly Planner   |
| • Letterman   | • Word Processing Diskette<br>(Text Formatter (FORMS) + Atari Program-Text Editor) |

APX sales via CompuServe MicroNET had been discontinued.

Dale Yocum was APX Manager.

**December 14:** Bill Carris (William Carris) was Atari (Computer) national sales training manager. (InfoWorld)

**December?:** Steven H. Gerber, previously manager of the Regional Software Acquisition Center (APX headquarters, Sunnyvale, California) was promoted to Atari (Computer) Director of Software Product Acquisition (ASAP), reporting to VP Software Bruce W. Irvine, replacing Tom Gracon (T. J. Gracon) who departed the company to co-manage the entertainment and learning center, Computer Capers, with Helen Gracon.

**December:** Atari Corporate Research, headed by Atari VP/Chief Scientist Alan Kay, established a Games Design Research Group. Chris C. Crawford, previously Atari (Computer) Software Development Support Group supervisor, became Manager, Games Design Research Group. The Software Development Support Group would be renamed, Atari I/O Seminar Services. (Atari Connection vol. 2 no. 2 pages 2,4)

**December?:** Linda S. Gordon, previously of Hellman, Jordan Management Company, joined Atari (Corporate) as VP Special Projects, assistant to the President, reporting to Atari Chairman & CEO Ray Kassir (Raymond E. Kassir).

**December:** Steven T. Mayer was VP Research & Development at Atari (New York Times 24-Dec-1981 page D2; New York Times 31-Dec-1981 page D2)

**December 30:** Atari said that it would cut the retail price for the Atari 800 Home Computer (with 16 KiB RAM and newly "mass market packaged") to \$899 from \$1,080. Other prices were increased: The Entertainer to \$110 and The Educator to \$166.

Atari claimed to have sold 300,000 Atari 400 & Atari 800 computers in 1981. (InfoWord 14-Jun-1982 page 57)

The installed base of Atari 400 & Atari 800 computers was estimated by Future Computing, Inc. to be just over 100,000. (Jan-1983)

# 1982

**January 1?:** The Atari Computer Division would now be known as the Atari Home Computer Division (HCD), and it adopted the advertising slogan, "We've brought the computer age home."

**January 5:** In advance of the opening of the Winter Consumer Electronics Show (CES) on January 7, for the 400/800 Atari (Home Computer) announced:

- Caverns of Mars (originally developed for APX; 1<sup>st</sup> quarter 1982),
- Centipede (2<sup>nd</sup> quarter 1982),
- Pac-Man (by Namco; 2<sup>nd</sup> quarter 1982),
- The Bookkeeper,
- The Home Filing Manager.

J. Peter Nelson was Atari (Home Computer) spokesperson. (Press Release)

**January 6:** Atari announced the publication, Atari Special Editions, a catalog of more than 400 products for the Atari computers from 117 vendors.

**January 7-10:** At the Winter Consumer Electronics Show (CES) in Las Vegas, Nevada, for the Atari 400 (\$399 / 16 KiB RAM) and Atari 800 (\$899 / 16 KiB RAM) Atari introduced:

- Caverns of Mars (which had only just been added to the APX product line as of December 1981; it would be the first APX title to be transferred into Atari's main product line),
- Centipede (June – Analog #6 page 13),
- Pac-Man (by Namco; to ship in May – Analog #6 page 13).

Atari announced:

- CX85 Numerical Keypad (price tba),
- The Bookkeeper Kit (price tba),
- The Bookkeeper,
- The Home Filing Manager,
- The Home Manager Kit (price tba).

Atari again promised:

- Atari Macro Assembler and Program-Text Editor,
- Atari Microsoft BASIC,
- Dow Jones Investment Evaluator (never shipped),
- Personal Financial Management System.

Following the Atari 400 packaging theme introduced in 1981, the Atari 800, 810, and 410 would now ship in silver/full color packaging.

**January?:** Atari Consumer Product Service (CPS) – previously: Customer Service – still headed by Jon D. Ebbs, had opened two new Regional Service Centers at 5400 Newport Dr Ste 1, Rolling Meadows, Illinois and at 2109 E Division St, Arlington, Texas.



Operations at 1346 Bordeaux Dr, Sunnyvale, California – home of Customer Support and Regional Service Center – and 1340 Bordeaux Dr, Sunnyvale, California – Atari 400 & Atari 800 support – were both folded into a new location and Regional Service Center at 1312 Crossman Ave, Sunnyvale, California.

A fourth Regional Service Center remained at 43 Belmont Dr, Somerset, New Jersey.

- David S. Wilson, previously: manager of Customer Support, would be manager of Customer Relations – representatives and specialists – still reporting to Jon D. Ebbs,
- Bill Bartlett, previously an Atari (Home Computer) product marketing manager, would be supervisor of customer relations specialists, reporting to David S. Wilson,
- Dave Menconi, previously a Customer Service technical support specialist – reporting to manager of technical support John H. Hahn – became a software analyst, Atari (Home Computer) Users' Group Support, reporting to group manager Earl Rice.

**January 16:** The Atari Software Acquisition Program (ASAP) held its first annual Star Award ceremony at Maxwell's Plum restaurant in Ghiradelli Square, San Francisco, California. The Star Award and \$25,000 grand prize went to Fernando Herrera for his APX title, My First Alphabet. Star Award of Merit winners: Ronald Marcuse & Lynn Marcuse, Sheldon Leemon, Greg Christensen (Atari Connection Spring 1982 page 12)

**January 19-22:** Atari featured the Atari 400 & Atari 800 at the third annual Which Computer? Show, National Exhibition Centre, Birmingham, UK.

**January 25:** Internal Atari memo by Harry B. Stewart reflected that the project previously known as "Z800" was now known as: "Sweet-16"

See: <https://archive.org/details/AtariHarryStewart>

**Winter?:** Atari shipped Atari Microsoft BASIC and the software development package, Macro Assembler and Program-Text Editor. Macro Assembler developed for Atari by Sorcim; Program-Text Editor also released via APX.

**Winter?:** Engineer Ajay Chopra, previously of Burroughs Corporation, joined Atari (Computer) in engineering.

**Winter:** Ted Richards' name first appeared as editor of The Atari Connection magazine, replacing Atari (Home Computer) marketing communications manager Sally Bowman in the role.

**February:** Atari VP/Chief Scientist Alan Kay, with manager of Administration for Corporate Research Chris Jeffers, founded the Atari Sunnyvale Research Laboratory, which would serve as the primary home of Atari Corporate Research. Systems Research Group research scientists would eventually include: Jim Dunion, Brenda K. Laurel (previously: Atari (Home Computer) Manager, Software Strategy and Marketing).

The recently-established Games Design Research Group would be housed in the new lab, and would eventually include:

- Chris C. Crawford (group manager),
- Valerie Atkinson,
- Douglas Crockford,
- Bob Fraser,
- Jim Leiterman,
- Randall Smith,
- Larry Summers,
- Kim Whitmore,
- Aric Wilmunder.

The Research Engineering Group would eventually include:

- Douglas Crockford,
- Jim Leiterman,
- Tim McGuinness,
- Jack Palevich (John H. Palevich),
- Dale Yocum (Group Manager 1982-1983; previously: APX Manager).

**February:** New production Atari 810 Floppy Disk Drives would ship in the significantly-revised "810 Analog" design. (Happy Computers ads for date, e.g., Analog #18 page 14)

**February 18:** The new Atari International (UK) would replace Ingersoll Electronics as Atari 400 & Atari 800 distributor in the UK.

**March 1?:** Atari released the Atari Program Exchange (APX) Software Catalog Spring Edition 1982, introducing:

- |  |                                      |
|--|--------------------------------------|
| • Advanced Music System  | • Instedit (Microsoft BASIC version) |
| • Atari Pascal Language System<br>(by MT MicroSYSTEMS for Atari) | • Isopleth Map-Making Package        |
| • Block Buster   | • Keypad Controller                  |
| • Cubbyholes   | • Musical Computer – The Music Tutor |
| • Diskette Mailing List  | • RPN Calculator Simulator           |
| • Extended fig-FORTH REV. 2                                      | • Sketchpad                          |
| • Family Budget  | • Speed-O-Disk                       |
| • GTIA Demonstration Diskette                                    | • Starware                           |
|  | • Wordmaker                          |

APX also introduced the book, "De Re Atari".

Dale Yocum was APX Manager.

**March 12:** At Atari (Home Computer) in software, Lou R. Tarnay remained systems development manager. Reports to Lou R. Tarnay included telecommunication supervisor (acting) John Curran, operating systems supervisor Paul Laughton, and a vacant software architecture supervisor position.

The telecommunication group included Joe Miller (Joseph B. Miller III) (formerly of The Authorship Resource, Inc. – ARI), Vincent H. Wu, and Gin Pao Lu.

<https://archive.org/details/AtariHarryStewart>

**March 15:** Atari had announced Atari Computer Camps, "the first effort by a major home computer manufacturer to fully sponsor summer camps for 10 to 18-year-olds interested in computers." Atari was to conduct eight camp sessions during summer 1982, two in each of four locations:

1. Pennsylvania (East Stroudsburg State College),
2. North Carolina (Asheville School),
3. Wisconsin (Lakeland College),
4. Southern California (University of San Diego).

Each session would last four weeks. While Atari would provide the computer expertise and have ultimate oversight over the camps, day-to-day operation would be handled for Atari by Specialty Camps, Inc., an organization which had run both theme (Weight Watchers) and traditional camps for 25 years.

- Linda S. Gordon was Atari (Corporate) VP Special Projects,
  - Atari (Home Computer) Educational Software Products Manager Robert A. Kahn was Atari Computer Camps Curriculum Director,
  - Ray Kassar (Raymond E. Kassar) remained Atari Chairman & CEO,
  - J. Peter Nelson was manager of public relations for Atari's home computer division.
- (Atari Age May/Jun-1982 page 6; Dr. Dobb's Journal May 1982 page 14; InfoWorld 15-Mar-1982 page 43; Interface Age Jun-1982 page 26; source)

**March:** Steven T. Mayer, previously Atari VP Research & Development, became VP Research & Product Development, including new computer development.

**March:** Atari Star Raiders for the 400/800 was awarded Computer Game of the Year by Electronic Games magazine. (Electronic Games Mar-1982 page 49)

**March 19-21:** At the 7<sup>th</sup> West Coast Computer Faire in San Francisco, California, Atari's held their second annual invitational hospitality suite for Atari computer users' group officers and their guests, where Atari introduced APX Atari Pascal Language System. About 80 persons attended, on behalf of 15 of the 200 total groups registered with Atari Users' Group Support.

At Atari (Home Computer):

- Don Kurtz was Director of Marketing Services,
  - Earl Rice was manager of the users' group support program,
  - Bonnie A. Umphreys was Pascal's product manager.
- (Atari Connection vol. 2 no. 2 page 1)

Also at the Faire, Percom and Microtek / MPC Peripherals Corp. introduced the first alternatives to the Atari 810:

- Percom introduced the RFD40-S1 and RFD40-A1, announced the RFD44-S1 and RFD44-A1, and promised four higher-capacity (80 track) drives (never introduced),
- Microtek / MPC Peripherals Corp. also introduced a single/double density disk drive (AT-DISK) (never shipped).

**March 26:** Atari established the subsidiary, Atari Special Projects, Inc. – joint ventures with Club Mediterranee SA and/or with Specialty Camps Corp., with offices at 1196 Borregas Ave, Sunnyvale, California – also home to the Home Computer division and Corporate Research.

Atari (Corporate) VP Special Projects Linda S. Gordon would additionally be President of Atari Special Projects, Inc.

**April 7:** Date of first draft of the Atari "Sweet-16" Home Computer Product Specifications document. Specific computer models planned: "1000" (16 KiB; later: "1200"; never shipped) and "1000X" (64 KiB; later: "1200X"; would ship as: 1200XL)

See: <http://www.landley.net/history/mirror/atari/museum/sweet16.html>

**April:** Atari shipped Caverns of Mars (cartridge). (Video Take-Out Apr-1982)

**April:** Bob Fournier was Atari (Home Computer) entertainment product manager.

**April:** Thomas M. McDonough joined Atari as SVP Sales & Marketing in Atari's home computer division (New York Times 19-Dec-1982 for date), replacing Director of Marketing Services Don Kurtz who departed the company – remaining with the Kurtz & Tarlow agency.

**April 16:** "The Electronic and Computer Technician Vocational Education Incentive Grants Act" hearing before the Subcommittee on Elementary, Secondary, and Vocational Education of the Committee on Education and Labor, US House of Representatives, included testimony by Steven T. Mayer, Atari VP Research & Product Development.

**April:** First issue of Antic (magazine), The Atari Resource magazine, published by James Capparell.

**April/May:** Atari shipped, then promptly pulled from the market for further development, Personal Financial Management System. (Analog #9 page 118, plus C017535 REV. C)

**Spring?:**

- Dale Yocum, previously APX Manager, reporting to J. Fred Thorlin, became Research Engineering Group manager, Atari Corporate Research – new position at the Atari Sunnyvale Research Laboratory,
- Atari (Home Computer) Director of Product Review & Research (including APX) J. Fred Thorlin would additionally become APX general manager, replacing Dale Yocum in the role.

**May 1:** Through Atari Special Projects, Inc., Atari began supplying both equipment and instructor training for the Club Mediterranee computer classroom at Club Med Ixtapa in Mexico – replacing Computer Camp of Santa Barbara, California, which had the role since the classroom opened in November 1981.

Atari did not take on the other existing Club Med computer classroom at Club Med Kamarina, Sicily, which had opened in May 1981.

A second Atari computer classroom was planned for Club Med Eleuthera, the Bahamas. (InfoWorld 12-Jul-1982 pages 14-16)

**May 12-13:** Initial meetings between Atari Chairman Ray Kassar (Raymond E. Kassar) and Rick Trow of Rick Trow Productions (RTP) would lead to "Computers: Expressway to Tomorrow" traveling multimedia assembly program for schools, under a contract covering the 1982-1983 (including fall 1982 focus group / touring unit and winter 1983 national launch) and 1983-1984 school years, with an option for the 1984-1985 school year.

**May:** For the 400/800 Atari shipped Pac-Man (Roklan).

**May:** As part of the Atari Software Acquisition Program (ASAP), Atari opened its second Regional Software Acquisition Center, managed by Jerry Connelly, at: 57 John F. Kennedy St., Cambridge, Massachusetts.

Bruce W. Irvine remained Atari (Home Computer) VP Software.

While plans for additional ASAP centers were not announced, Atari was considering opening a "satellite facility" in New York City in the near future. (InfoWorld 24-May-1982 page 9)

**May?:**

- Robert A. Kahn, previously Atari (Home Computer) Educational Software Product Manager, became Atari Director of Special Projects (Atari Computer Camps and Club Med initiatives), reporting to Atari (Corporate) VP Special Projects Linda S. Gordon,
- Dr. Sueann Ambron, Ed.D, previously assistant professor of educational psychology at Stanford University, joined Atari (Home Computer) as manager of educational software products replacing Robert A. Kahn in the role.

**May:** Engineer Richard C. Pasco, previously a researcher at Xerox Palo Alto Research Center (PARC), joined Atari (Home Computer) as Manager of VLSI Development.

**May 17:** Atari Consumer Product Service (CPS) would fold Atari's nationwide network of Authorized Atari Computer Service Centers, Independent Service Centers (VCS service), and four Regional Service Centers together under the new Atari Service Factory Authorized Network branding.

**May 25:** Paul V. Cabbage remained Atari (Home Computer) Manager, Product Review.

**May/June?:**

- Brenda K. Laurel, previously Atari (Home Computer) Manager, Software Strategy and Marketing, joined the Systems Research Group, Atari Corporate Research, at the Atari Sunnyvale Research Laboratory,
- Bill Carris (William Carris), previously Atari (Home Computer) Director of Sales Training, would become Atari (Home Computer) Director of Software Marketing, replacing Brenda K. Laurel in the role.

**June 1?:** Atari released the Atari Program Exchange (APX) Product Catalog Summer Edition 1982, introducing:

- Algical
- Astrology
- BLIS REV. 1.1
- Blackjack Tutor REV. 1.1
- Block 'Em REV. 2
- Bowler's Database REV. 2
- Calculator  
(moved from Atari's main product line)
- Castle REV. 1.1
- Checker King
- Cosmatic Atari Development Package
- Data Base/Report System
- Elementary Biology (by MECC)
- Family Vehicle Expense
- Frogmaster
- Galahad and the Holy Grail
- Going to the Dogs
- Insomnia (A Sound Editor) REV. 1.1
- Instedit REV. 1.1
- Instructional Computing Demonstration  
(by MECC)
- Jax-O
- Jukebox #1
- Metric and Problem Solving (by MECC)
- Microsoft BASIC Cross-Reference Utility
- Music I – Terms & Notation (by MECC)
- Player Generator
- Polycalc
- Pushover
- Rabbotz
- Recipe Search 'n Save
- Salmon Run
- Seven Card Stud
- The Midas Touch
- Three R Math System
- Utility Diskette II

J. Fred Thorlin was APX general manager; product review: Paul V. Cabbage.

**June 6-9:** At the Summer Consumer Electronics Show (CES) in Chicago, Illinois, for the Atari 400 (\$349 / 16 KiB RAM; previously: \$399) and Atari 800 (\$899 / 16 KiB RAM), Atari announced:

- Music Tutor I (would ship as: AtariMusic I),
- Juggles' Rainbow (by The Learning Co.),
- Juggles' House (by The Learning Co.),
- TeleLink II (never shipped as a standalone release; would ship as part of The Communicator II kit only).

Atari introduced:

- Atari Speed Reading (by Otto & Kamm),
- The Bookkeeper Kit (\$249.95; Bookkeeper program plus CX85 Numerical Keypad),
- The Communicator II kit (price tba; new 835 modem with TeleLink II),
- The Home Manager Kit (price tba; Personal Financial Management System + The Home Filing Manager).

The APX title, My First Alphabet would be re-released as part of Atari's standard product line.

Atari again promised:

- The Bookkeeper (standalone program),
- The Home Filing Manager,
- Personal Financial Management System (PFMS now to ship winter 1983),
- Centipede.

Atari also introduced the ERIC: Electronic Retail Information Center, one of several models of point of purchase merchandising displays for retailers. ERIC is an Atari 800 home computer linked to a videodisc player; inventor: Larry Nicholson of Atari Cyan Engineering; project manager: engineering technician Dan Corona.

Keith E. Schaefer was VP Sales for Atari's Home Computer division.

#### **June:**

- Atari Home Computer Division President Roger H. Badertscher resigned from company. (New York Times 25-Aug-1982),
- Steven T. Mayer, Atari VP Research & Product Development, would additionally serve as Atari (Home Computer) VP Research & Development, acting head of the division.

**June:** Stephen M. Race, previously a consultant for Arthur D. Little Inc., would join Atari International as Director of International Marketing, replacing Jeff Burton who departed the company to Electronic Arts.

**June 28:** Engineer John Skruch joined Atari (Home Computer) in software product engineering (manufacturing).

**July 14:** In what was believed to be the largest single order for home computers by a school system, Dade County (Florida) had placed an order for 426 Atari 800 Home Computers and peripherals. "This order brings the total number of Atari Home Computers in use in Dade County schools to approximately 650," said Thomas M. McDonough, SVP Sales & Marketing for Atari's Home Computer Division.

**July:** Atari Corporate Research established the Atari Cambridge Research Laboratory at Five Cambridge Center, 8<sup>th</sup> floor, Cambridge, Massachusetts.

The lab's Director would be Cynthia Solomon, previously VP, Research & Development/Co-Founder of Logo Computer Systems, Inc.

Researchers would eventually include:

- |                  |                       |                      |
|------------------|-----------------------|----------------------|
| • Annette Dula   | • James Russell Davis | • Mark Gross         |
| • Bill St. Clair | • Jay Jones           | • Max Behensky       |
| • Dan Melnechuk  | • Jim Davis           | • Michael Grandfield |
| • David Levitt   | • Julie Minsky        | • Nancy Smith        |
| • Ed Hardebeck   | • Ken Haase           | • Steven Hain        |
| • Gary Drescher  | • Lauren Young        | • Susan Cotten       |
| • Greg Gargarian | • Lisa Delpit         | • Susan Kroon        |
| • Henry Minsky   | • Margaret Minsky     | • Tom Trobaugh       |

#### **July:**

- Chris J. Horseman, previously of Thorn EMI – and independent developer as Centaursoft –, joined Atari (Home Computer) as VP Software Engineering, replacing Bruce W. Irvine who departed the company. Bruce W. Irvine and former Atari Home Computer Division President Roger H. Badertscher would co-found Mindset Corporation on 27-Sep-1982,
- John R. Powers, previously applications & development systems manager, would (again) become Director of Software Development, reporting to Chris J. Horseman.

**July:** Atari shipped Centipede. (Video Take-Out Apr-1982)

**July?:**

- David R. Stubben, previously Atari (Coin-Op) director, electrical engineering, became Atari (Home Computer) VP Engineering. (David R. Stubben resume),
- Larry Plummer, previously Atari (Home Computer) Director of Engineering, would remain Director of Electrical Engineering, now reporting to David R. Stubben.

**July?:** At Atari (Home Computer):

- Kevin P. McKinsey, previously manager of Industrial Design and Graphics, would remain manager of industrial design, reporting to VP Engineering David R. Stubben,
- John Fox Haag would become manager of publications and packaging design, assuming the role from Kevin P. McKinsey, reporting to SVP Sales & Marketing Thomas M. McDonough.

**July?:** Industrial designer Regan L. Cheng transferred from Atari (Consumer) to the Home Computer division, where he would report to manager Kevin P. McKinsey.

**July 26:** InfoWorld estimated between 250,000 and 300,000 Atari 400 & Atari 800 computers had been sold to date.

**Summer:** First year of Atari Computer Camps, held at 3 locations:

1. "Camp Atari – San Diego" at the University of San Diego, California,
2. "Camp Atari – Asheville" at the Asheville School (Asheville, North Carolina),
3. "Camp Atari – East Stroudsburg" at East Stroudsburg State College, Pennsylvania.

Camp was canceled at the fourth announced site, "Camp Atari – Sheboygan" at Lakeland College in Sheboygan, Wisconsin.

**Summer:** At Atari (Home Computer): Jeff Schwamberger (formerly of The Authorship Resource, Inc. – ARI) was Manager of the Software Standards Group. (Atari Connection Summer 1982 page 13)

**Summer:**

- Jim Paige was Atari (Home Computer) national education sales manager (Atari Connection Summer 1982 page 23) as Atari had taken the sale of Atari personal computers and services to the educational community in-house. It was previously outsourced to Science Research Associates (SRA),
- Keith E. Schaefer remained Atari (Home Computer) VP Sales.

**Summer?:** Ken Wirt (Kenneth R. Wirt), previously of PBS and most recently working for Atari (Home Computer) (in sales?) while a Stanford MBA student, joined Atari (Home Computer) as an analyst, reporting to VP Sales Keith E. Schaefer?

**Summer:** The Atari Home Computer Division's Software Development Support Group had been renamed to: Atari I/O. (Atari Connection Summer 1982 page 2)



**Summer:** Atari Consumer Product Service (CPS) Technical Support operations (John H. Hahn, manager) were moved from 1312 Crossman Ave, Sunnyvale, California – which would remain home to Customer Relations and a Regional Service Center – to: 845 W Maude Ave, Sunnyvale, California.

**August 11:** Approximately 1,370 Atari Home Computers and peripherals, valued at more than \$3 million, had been ordered by the US Department of Defense Dependents Schools (DoDDS) under a competitive Request for Proposal.  
Thomas M. McDonough was Atari (Home Computer) SVP Sales & Marketing. (Press Release).

**August:** Industrial designer Tom Palecki, previously of Xerox, joined Atari (Home Computer). He would report to industrial design manager Kevin P. McKinsey.

**August 15-October 15:** "Taste The Thrill Of Atari At McDonald's" promotion. 50 grand prize deluxe packages would each include a 5200, an Atari 800 with peripherals, and a Centipede coin-operated game.

**August 18:** Atari, Inc. and Merchandising Corp. of America announced an agreement under which Atari was granted worldwide exclusive rights to market coin-operated and home video games based on E.T. the Extra-Terrestrial, the film directed by Steven Spielberg. (Press Release)

**August 24:** John C. Cavalier was named Atari Home Computer Division President, replacing the departed Roger H. Badertscher. John C. Cavalier was previously VP & General Manager of American Can's Dixie and Dixie/Marathon unit, makers of consumer paper products. The new Home Computer Division headquarters would be located at 30 E. Plumeria Dr. – Previous division headquarters: 1196 Borregas Ave., Sunnyvale, California.

**August 29-December 31:** "Atari Announces Discount Fares to the Computer Age. Save up to \$60" promotion. For the purchase of an Atari 400, Atari offered a rebate of \$10 for each purchase of up to six additional Atari computer products.

**August 30:** Atari had announced their Advanced Development Laboratory in New York City. Dedicated to the exploration of microprocessor-based products in electronic publishing and transactional services for home computers, the lab would be responsible for development of advanced products for Atari, and also function as a focus for joint research projects with other subsidiaries of Warner Communications Inc. (WCI).  
Opened in September 1981, the Atari NY Lab, home of the Atari Advanced Development Group, had been established and was headed by Steven T. Mayer, Atari VP Research & Product Development. Atari employed 30 at the site.

**Summer/Fall?:** The Warner Communications L.A. Lab R&D unit (QUBE cable television system development), located at 3701 Oak St., Burbank, California ("Fantasy Trailer" on the Warner Bros. Ranch), was shifted to Atari Corporate Research.

Engineer Steven J. Davis would remain Director of the Atari L.A. Lab, now as Atari Director of Advanced Research, reporting to VP/Chief Scientist Alan Kay.

Others at the L.A. Lab would eventually include: Todor Fay, Rob Newman (H. Robert Newman), Jim Wiefel.

**Summer/Fall:** Atari shipped The Bookkeeper Kit and My First Alphabet.

**August/September:** The Atari Consumer Product Service (CPS) Regional Service Center previously at 43 Belmont Dr, Somerset, New Jersey was moved to: 12 B World's Fair Dr., Somerset, New Jersey.

**September 1?:** Atari released the Atari Program Exchange (APX) Software Catalog Fall Edition 1982, introducing:

- Calculus Demon
- Counter
- Cribbage
- Dog Daze REV. 1.1
- Dunion's Debugging Tool (DDT)
- Easygrader
- FORTH Turtle Graphics Plus
- Family Cash Flow REV. 2
- Flags of Europe
- fun-FORTH
- Keypad Controller REV. 2
- Mankala
- Mantis Boot Tape Development System
- Mapmaker
- Math\*UFO
- Message Display Program
- Snark Hunt
- Spelling Genie
- Stock Management
- Text Analyst
- Word Search Generator

J. Fred Thorlin was APX general manager; product review: Paul V. Cabbage.

**September 3-5:** Atari exhibited in the Technology Fair at the US Festival held at Glen Helen Regional Park, San Bernardino County, California. (SoftSide #36 pages 14-16; Unuson Press Release 10-Sep, 17-Sep, 23-Sep & 31-Sep)

**September 8:** Chemical Bank announced it would provide the first major home banking and information system commercially available in the country, called Pronto. Pronto would initially require an Atari home computer system, but programs would be developed for most major personal computers on the market.

**September 10-12:** Atari featured the Atari 400 & Atari 800 at the 5<sup>th</sup> Personal Computer World (PCW) show at the Barbican, London, UK.

**September:** At Stevens Institute of Technology in Hoboken, New Jersey, the 80 freshmen in Science and in Systems Planning were required to purchase an Atari 800. (SoftSide #43 page 26)

**September 17:** Date of the internal Atari document, "Atari 600 Home Computer Liz: Low Cost Computer Specification"

<https://archive.org/details/AtariA600XLProductStatusMeetingHandout>

**September 22-October 1:** At the SICOB (Salon international d'Informatique, telematique, Communication, Organisation du bureau et Bureautique) show (stand 162-163) at the CNIT (Centre des Nouvelles Industries et Technologies) in Paris – La Defense, France, P.E.C.F. Atari launched the Atari 800 (6,500 FRF / 16 KiB; 7,500 FRF / 48 KiB; PAL version modified for Peritel) and introduced the Atari 400 (3,800 FRF; PAL version modified for Peritel) in France. (L'Ordinateur Individuel #40 page 6, #42 page 80, #46 for prices).

**September 29:** Date of a late draft of the internal Atari document, "Sweet-16" Product Specification. Specific computer models indicated: "1200" (16 KiB; earlier: "1000"; never shipped) and "1200X" (64 KiB; earlier: "1000X"; would ship as: 1200XL), with both models now sharing the same case design.

Plans now called for manufacture of only the "1200X".

<http://www.atarimuseum.com/computers/8BITS/1200xl/1200xl.html>

**October 1:** Florida National Banks of Florida, Inc. announced that it would test Pronto, the in-home banking and information system, licensed from Chemical Bank of New York, in selected markets beginning in the first quarter of 1983. Atari home computers had been utilized for initial Pronto testing, though eventually the software would be adaptable to most of the personal computers on the market. (Press Release)

**October 11:** Atari had announced plans to produce home computers in Hong Kong and Taiwan, beginning January 1983. Production would take place at facilities already producing games for Atari. Atari-Wong, the company's joint venture in Hong Kong, would enlarge employment from 700 to 1,000. Atari said computers produced in the Far East would be marketed there, while the US market would be served from its home facilities in Silicon Valley. (Electronics News 11-Oct-1982)

**October:** Atari announced that as of October 22, new Atari 800 computer systems would be sold with two "free" 16 KiB RAM modules for a total of 48 KiB, for the unchanged list price of \$899. The new Atari 800 systems would no longer ship with Atari BASIC, the BASIC Reference Manual, nor the Atari BASIC book (Wiley Self-Teaching Guide).

Keith E. Schaefer remained VP Sales for the home computer division.

**October:** At Atari International (UK) Inc., Atari established a Software Development Centre for a new Software Development Group, headed by director John Peeke-Vout who would be supported by development manager Jon Norledge and the group's administrator, Frances Conolly. (I/O #4 page 4).

**November 4:** Dry Dock Savings Bank of New York and Atari jointly announced that Dry Dock would offer depositors the opportunity to receive Atari 800 computer systems in place of cash interest or to purchase the computer systems at specially reduced prices. The offer would begin Nov. 8<sup>th</sup> and run through the end of the year. (Press Release)

**November 10:** Date of the internal Atari (Home Computer) document, "Atari LOGO: A Proposed Plan" by Bonnie A. Umphreys, software product manager.

**November:** Atari began producing new 810 Floppy Disk Drives with the "center flip door" drive mechanism by Tandon, instead of the "push button, sliding door" mechanism by MPI used in the original design. (Antic May-1983) Technical documentation would refer to the new design as the "810T Analog".

**November 15:** Atari announced they had obtained an exclusive worldwide license for the development, manufacture and distribution of Nintendo's "Donkey Kong" and "Donkey Kong, Jr." video games for Atari's Home Computer.

- John C. Cavalier remained Atari Home Computer Division President,
  - Keith E. Schaefer remained Atari Home Computer Division VP Sales,
  - Helen Gray remained Atari VP Corporate Communications.
- (Press Release)

**November 16-19:** Atari featured the Atari 400 & Atari 800 at COMPEC'82, Olympia hall, London, UK.

**November 18-20:** At the Amusement & Music Operators Association (AMOA) show in Chicago, Illinois, Atari introduced the Atari Coin Executive coin accounting system (ACE; never shipped), which incorporated an Atari 800.

**November/December?:** Atari Computer Camps literature for 1983 (© 1982) mentioned:

- Atari VP/Chief Scientist – Alan Kay,
- Atari Computer Camps Executive Director and (Corporate) VP Special Projects – Linda S. Gordon,
- Atari Software Consultant – Wayne Harvey,
- Atari Educational Consultant – Patricia Tubbs,
- Atari Computer Camps Executive Director – Dan Schlifftman,
- Atari Computer Camps Camp Administration Coordinator – Illeen Berg,
- Atari Computer Camps Executive Director – Mike Sparber,
- Atari Business Manager – Robin Bernheim,
- Special Projects Director – Robert A. Kahn,
- Atari Computer Camps Personnel and Camper Records Director – Flip Shulman,
- Computer Camps Site Selection and Facility Director – Tony Sparber (Tony "Big T" Sparber).

**December 1?:** Atari released the Atari Program Exchange (APX) Product Catalog Winter Edition 1982-83, introducing:

- |                           |  |                              |
|---------------------------|--|------------------------------|
| • Air-Raid!               | • Geography (by MECC)                          | • Prefixes (by MECC)         |
| • Astrology REV. 1.1      | • Gridiron Glory                               | • Pushky                     |
| • BASIC/XA                | • I'm Different!                               | • Quarxon                    |
| • Deep Blue C Compiler    | • Melt-Down                                    | • Rabbotz REV. 1.1           |
| • Deep Blue Secrets       | • Monkey Up a Tree                             | • Real Estate Cash Flow      |
| • Disk Fixer/Load 'n Go   | • Music II – Rhythm & Pitch Analysis (by MECC) | • Text Analyst REV. 2        |
| • Diskmenu                | • Music III – Scales & Chords (by MECC)        | • The Magic Melody Box       |
| • Earth Science (by MECC) | • Music Player                                 | • The Market Place (by MECC) |
| • Easygrader REV. 1.1     | • Phobos                                       | • Typo Attack                |
| • FOG Index               |  | • Yahtman                    |
| • Game Show               |  |                              |

Product review: Paul V. Cabbage.

- J. Fred Thorlin, previously Atari (Home Computer) Director of Product Review & Research, was now APX Director – previously: APX General Manager. APX operations had been moved from 155 Moffett Park Dr., Sunnyvale, California to 3281 Scott Blvd, Santa Clara, California,
- John Peeke-Vout of Atari International (UK) Inc. and Steven H. Gerber of Atari (Home Computer) would essentially swap positions:
  - Steven H. Gerber, previously Atari (Home Computer) Director of Software Acquisition (ASAP), became Director of the Software Development Group of the Software Development Centre at Atari International (UK) Inc., replacing John Peeke-Vout in the role,
  - John Peeke-Vout, previously Director of the Software Development Group of the Software Development Centre at Atari International (UK) Inc., became Atari (Home Computer) Director of External Software Development, replacing Steven H. Gerber in the role.

The two Atari Software Acquisition Program (ASAP) Regional Software Acquisition Centers (at the former APX headquarters and at 57 John F. Kennedy St., Cambridge, Massachusetts) would be shut down.

**December 1?:** Sherwin Gooch, previously Associate Director, Center for Music Research, Florida State University, joined the Atari (Home Computer) communications products group, reporting to manager John Curran.

**December 2:** At Atari (Home Computer):

- Lou R. Tarnay was Director of Software Development, reporting to VP Software Engineering Chris J. Horseman, and having replaced John R. Powers who departed the company to Convergent Technologies, Direct reports to Lou R. Tarnay included:
  - Paul Laughton – systems products,
  - John Curran – communications products,
  - Ken Balthaser – entertainment and education products,
  - Joe Miller (Joseph B. Miller III) – advanced development,
- Reports to Paul Laughton included R. Scott Scheiman (operating systems development) and Jim Cox (advanced consumer product development).
- Reports to Ken Balthaser included Clyde Grossman (entertainment product development) and Vincent H. Wu (amusement product development).

<https://archive.org/details/AtariHarryStewart>

**December 6:** Atari announced that Parisian, Inc., a chain of nine stores in Alabama with headquarters in Birmingham, was substituting an "electronic catalog" for its Christmas catalog to promote its holiday selection as well as to help make the public more familiar with home computers. Approximately 1,700 gift suggestions had been programmed into Atari 800 computers. Store employees would help customers key in responses to four questions asked by the electronic catalog about the person the customer is shopping for, and the catalog would suggest three Christmas gifts and a stocking stuffer, each tailored to suit the tastes of the gift recipient. Two to four of the systems had been installed in each of Parisian's nine stores. (Press Release)

**December 13:** At the Plaza Hotel in New York City Atari introduced the:

- 1200XL Home Computer ("Well under \$1,000"; to eventually replace the 800),
- 1010 Program Recorder (\$99),
- 1020 Printer/Plotter (\$299),
- 1025 Printer (\$549)

Atari again promised The Communicator II kit (with 835 modem) and The Home Manager kit (The Home Filing Manager + Family Finances).

The Programmer kit was updated to include the new Inside Atari BASIC book – instead of Atari BASIC book (Wiley Self-Teaching Guide) –, and the Entertainer kit was updated to include Pac-Man – instead of Missile Command.

The Atari 800 would now ship with 48 KiB RAM standard. The Atari 400 computer, 410 Program Recorder, 810 Floppy Disk Drive, 830 Modem, and 850 Interface Module were to remain available as well.

For 400/800/1200XL Atari introduced:

- Defender (by Williams Electronics),
- Galaxian (by Namco),
- VisiCalc (by Software Arts for VisiCorp; previously released by Personal Software, the earlier name for VisiCorp).

For 400/800/1200XL Atari Again promised:

- Atari Speed Reading (to ship imminently),
- Juggles' House (January),
- Juggles' Rainbow (January),
- TeleLink II (again promised apart from The Communicator II kit).

For 400/800/1200XL Atari announced:

- E.T. Phone Home! (March),
- Qix (by Taito; February),
- Dig Dug (by Namco; April),
- AtariWriter (earlier: Word-Wise, see ANALOG #9p17; March),
- Family Finances (enhanced combination of the two APX titles, Family Cash Flow and Family Budget; replacement for the canceled Personal Financial Management System; March),
- Timewise (RLM Micro Systems for Atari; based on Weekly Planner from APX; March),
- Eastern Front (1941) (updated version on cartridge; previous version released by APX),
- Star Trux (never shipped),
- Superman III (never shipped),
- AtariMusic I (previously: Music Tutor I),
- Microsoft BASIC II.

Atari also announced the Disney Education Series, to consist of 5 programs developed & published by Disney, and distributed by Atari, featuring Mickey Mouse, Peter Pan, and the Cheshire Cat.

Keith E. Schaefer was VP Sales and John C. Cavalier was Atari Home Computer Division President.

(Analog #9 page 17, pages 117-118; Video Game Update Jan-1983; Press Release)

**December 13:** Cynex Manufacturing Corporation announced that it had entered into an agreement to produce its Game Mate 2 cordless joystick for Atari, Inc. on an exclusive basis. (Press Release). It would ship as: CX42.

**December 14:** Date of internal memo from Atari consultant Harry B. Stewart titled "6402 Floppy Disk Controller Protocol" regarding the built-in disk drive for the "6402" computer under development (would be introduced as: 1450XLD).

See: <https://archive.org/details/AtariHarryStewart>

**December:** Atari shipped: Galaxian, Defender, Atari Speed Reading (Learning Multi-Systems, Inc.).

**December:** Atari (Home Computer) established an internal software support group.

- Doug Chorey, previously Atari (Coin-Op) Executive Assistant to the Director of Software, became Atari (Home Computer) software support group supervisor, reporting to software development Director Lou R. Tarnay.
- Brad Fuller joined Atari (Home Computer) as a sound engineer, reporting to Doug Chorey.

**December:** Atari International (UK) Inc. had established a network of Independent Service Centres, supported by the Atari Service Centre at company headquarters in Slough, UK, using the Atari Service Factory Authorised Network branding.

**December 19:** Atari (Home Computer) SVP Sales & Marketing Thomas M. McDonough had departed the company. (New York Times 19-Dec-1982)

**December/January:** First issue of Page 6 magazine, the UK's first Atari computer magazine. Published by Les Ellingham.

**Winter 1982/1983:** First issue of I/O, later known as Input/Output, the magazine of the Atari Home Computer Club (Atari International, UK).

Atari sold 400,000 of its Atari 400 & Atari 800 computers in 1982, according to The Yankee Group, a Boston-based computer consulting firm, accounting for 17 percent of all home computer sales. (Washington Post 24-May-1983 page D7)

The worldwide installed base of Atari 400 & Atari 800 was estimated by Future Computing, Inc. to be about 500,000, with about 425,000 in the US (Jan-1983).

# 1983

**January 6-9:** At the Winter Consumer Electronics Show (CES) in Las Vegas, Nevada, Atari featured/again promised the 1200XL.

For the Atari 400 (\$299), Atari 800 (now \$679, was \$899) and Atari 1200XL (\$899), Atari introduced:

- Mickey in the Great Outdoors by Walt Disney Productions,
- Paint (SuperBoots Software from Capital Children's Museum via Reston),
- Donkey Kong (by Nintendo).

Atari featured or again promised:

- 1010 Program Recorder,
- 1020 Printer/Plotter,
- 1025 Printer,
- Juggles' House (to ship imminently),
- Juggles' Rainbow (to ship imminently),
- AtariMusic I,
- AtariWriter,
- Family Finances,
- Timewise,
- VisiCalc,
- Dig Dug,
- Eastern Front (1941) (cartridge),
- E.T. Phone Home!,
- Qix,
- Star Trux (never shipped),
- Superman III (never shipped),
- Microsoft BASIC II,
- The Home Manager kit,
- The Communicator II kit.

(1-Feb-1983 price list)

Atari hired two teenagers, Robert Allbritton and John Dickerson – via family connections with Atari CEO Ray Kassar (Raymond E. Kassar) – to help pitch Atari computers at the show.

For the 2600 Atari introduced the Pro-Line Trak-Ball Controller (CX22), the Pro-Line Joystick (CX60; would ship as CX24), and the Kid's Controller (CX23; earlier: Action Control Base).

**January 7:** Date of the internal Atari document, "Atari 600 Home Computer Liz: Low Cost Computer Specification, Revision Two". The 600 was projected to be available with either 16 KiB RAM or 64 KiB RAM. (Would ship as: 600XL and 800XL).

<https://archive.org/details/AtariA600XLProductStatusMeetingHandout>



**January 15:** At the 2<sup>nd</sup> annual Atari Star Award banquet, held at St. Francis Hotel, San Francisco, California, Atari awarded the Atari Star Award and \$25,000 Grand Prize to David Buehler for his APX title, Typo Attack.

Star Special Award of Merit winners: Douglas Crockford, Harry Koons & Art Prag, Lee Actor. Paul V. Cabbage, head of the APX Software Review team, represented APX, and Atari (Home Computer) SVP Sales Keith E. Schaefer made the announcement and presented the award. (Atari Connection Spring 1983 page 10)

**January:**

- Jeffrey A. Heimback, previously SVP Marketing for wine operations at Joseph E. Seagram & Sons, joined Atari (Home Computer) as SVP Marketing, replacing departed SVP Sales & Marketing Thomas M. McDonough. (Los Angeles Times 11-Oct-1983 for date),
- Peter N. Rosenthal, previously Atari (Home Computer) VP Business Planning, would become Atari (Home Computer) VP Product Development & Business Planning, re-assuming the additional role from Mark A. Lutvak who would depart the company to Durango Systems,
- Product manager Andrew Soderberg, now reporting to Peter N. Rosenthal, would become product manager for Atari XL computer models.

**January:** Atari Consumer Product Service (CPS) management included:

- Jon D. Ebbs – Atari VP for CPS,
- James W. Prather – manager, field service operations,
- David S. Wilson – manager, customer relations,
- Ronald R. Elliot – manager, materials & parts distribution,
- Julie B. Naughton – controller, CPS,
- John H. Hahn – manager, technical support & publications,
- William B. McPhetridge – manager, international & special markets services,
- Janis H. Pepper – manager, service marketing.

**January:** Through Atari Sales Corp., Atari began offering US consumers Atari Service Contracts on all Atari hardware (video game and home computer systems).

**January:** Atari published the Atari Computer Educational Software Directory (first edition). (page 48 for date) The back page of the catalog announced Atari LOGO, being developed by Logo Computer Systems, Inc. of Montreal, Canada, to be exclusively manufactured for and distributed by Atari and to be available fall 1983.

**January:** In France, P.E.C.F. Atari shipped the Atari 400 (PAL version modified for Peritel). (L'Ordinateur Individuel #51 Sep-1983 page 160)

**January?:** In West Germany, David Evans joined Atari Elektronikvertriebs GmbH as product director. Software development manager Steve Molyneux would now report to David Evans.

**January:** Atari shipped Juggles' House and Juggles' Rainbow.

**January:** Atari commenced production of the 1200XL at its plant at 1215 Borregas Ave., Sunnyvale, California. Additionally, 400 (and 800?) production commenced at Atari-Wong Co. in Hong Kong, while Atari 400 & Atari 800 production would continue at 1173 Borregas Ave., Sunnyvale, California.

Brad C. Saville remained Atari (Home Computer) operations manager.

**January?:** Some Atari Consumer Product Service (CPS) operations (headquarters, materials & parts distribution) would move into 1272 Borregas Ave, Sunnyvale, California.

**January 18:** At the Volvo Masters' tennis championship in New York's Madison Square Garden, Atari's Home Computer Division and the Association of Tennis Professionals unveiled the Atari-ATP Computer Ranking System. Also, the Atari 800 was now the official computer of the ATP.

**January 18-21:** Atari featured the Atari 400 & Atari 800 at the Which Computer? show at the Birmingham National Exhibition Centre, UK.

**January 19:** Atari was working on two new computer models to complement the 1200XL: "Liz" (would ship as: 600XL) would be less expensive than the 400; "6402" (would be introduced as: 1450XLD) would include built-in disk drive, modem, and voice synthesizer and would be more expensive than the 1200XL.

See: <https://archive.org/details/AtariHarryStewart>

**January 20:** Logo Computer Systems, Inc. (LCSI) and Atari jointly announced Atari LOGO for the 400/800/1200XL

**January 28:** Atari would commence development work on the "1201" ("6402" feature set except disk drive; would be introduced as: 1400XL).

See: <http://atariage.com/forums/topic/98872-atari-vaxs-being-moved/>

**January 31:** Steven T. Mayer, previously Atari VP Research & Product Development, would be SVP Research & Development, remaining head of the Atari NY Lab, still reporting to Atari Chairman & CEO Ray Kassar (Raymond E. Kassar).

**February 1:** Atari assumed exclusive distribution rights to the Cynex Game Mate 2 cordless joystick controller, to be available from Atari as the Atari Remote Control Wireless Joysticks (CX42) package beginning March 1.

**February 7:** Atari had announced that they were now shipping VisiCalc.

**February 9:** Andy Sekel (A. J. Sekel), previously of Pizza Hut, had joined Atari (Home Computer) as manager of press relations (New York Times), having replaced J. Peter Nelson who had departed the company.

**February:** Atari launched the "Computers: Expressway to Tomorrow" traveling multimedia assembly program, produced by Rick Trow Productions (RTP), offered free of charge to junior and senior high schools in the US Using two 16-millimeter screens – Chuck Sterin (J. Charles Sterin), filmmaker – and a live actor, the program featured an exploration of the past, present and future of computers in society. The show would be presented to 1.2 million students at nearly 1,400 public and private schools through June 1983, with plans to reach 4,000 schools and 3.8 million students by December 1984. RTP had dedicated 9 of its 15-20 touring units to the Atari program.

Chris Bowman (Christopher P. Bowman) was Atari (Home Computer) national manager of educational marketing.

**February:** Atari shipped: Qix (Video Game Update).

**February 22:** Atari announced that manufacturing for its Home Computer Division would be consolidated mainly in Hong Kong and Taiwan, where Atari already manufactured consumer electronics products, and announced 1,700 layoffs. Atari said that 600 workers in its home video game operation were laid off effective immediately, and that another 1,100 in the home computer division would lose their jobs over the next four months. "Manufacturing for home computers and video games will come to a virtual halt here in the United States by July," Atari said.

**March 1?:** Atari released the Atari Program Exchange (APX) Product Catalog Spring Edition 1983, introducing:

- |   |                  |                              |
|---|------------------|------------------------------|
| ▪ Atspeller                                     | ▪ Fingerspelling | ▪ Microsailing               |
| ▪ Catterpiggle                                  | ▪ Getaway!       | ▪ My Spelling Easel          |
| ▪ Chameleon CRT Terminal Emulator (New Version) | ▪ Hex-A-Bug      | ▪ Teasers by Tobbs           |
| ▪ Diggerbonk                                    | ▪ Impact         | ▪ Three R Math Classroom Kit |
| ▪ Escape to Equatus                             | ▪ Math Mission   | ▪ Typit                      |

J. Fred Thorlin was APX Director; Product Review Manager: Paul V. Cabbage.

### **March 7:**

- Atari (Home Computer) software development director Lou R. Tarnay, systems products manager Paul Laughton, and product coordinator Brian Johnston had departed the company to Fox Video Games.
- Jim P. Romanos was now internal development director, replacing the departed Lou R. Tarnay.
  - Direct reports to Jim P. Romanos:
    - Ken Balthaser – applications,
    - John Curran – system and telecommunications,
    - Doug Chorey – software support.
  - Technical staff reporting to Jim P. Romanos:
    - Joe Miller (Joseph B. Miller III),
    - Greg Riker,
    - Lane Winner.

- Reports to Ken Balthaser:
  - Clyde Grossman – entertainment applications,
  - Jim Cox – advanced home applications.
- Reports to John Curran:
  - R. Scott Scheiman – systems,
  - Sherwin Gooch – telecommunications, replacing John Curran in the role.

<https://archive.org/details/AtariHarryStewart>

### **March 8:**

- Kamalu Bruns was Atari (Home Computer) software support group manager. Direct reports to Kamalu Bruns:
  - Fred A. Terzian – support section manager,
  - Jack Quinn – test department manager.
- Reports to Jack Quinn: test supervisors Carla Furr, Lisa Reinbold

<https://archive.org/details/AtariHarryStewart>

**March 8:** Penril Corp., a Rockville-based electronics firm, had won a \$4 million contract to provide low-cost communications modems to Atari. Penril was expected to ship roughly 100,000 modems (Atari 1030) by the middle of 1984, with delivery beginning July 1983. (Washington Post 8-Mar-1983)

**March 8-April 4:** Atari featured the Atari 400 & Atari 800 at the Daily Mail Ideal Home Exhibition, Earls Court, London, UK.

### **March 10:**

Direct reports to Atari (Home Computer) VP Software Engineering Chris J. Horseman included:

- Jim P. Romanos – Director Internal Development,
- Paul E. Liniak – Director Software Conversion,
  - Reports to Paul E. Liniak included Vincent H. Wu – Development Manager.
- Kamalu Bruns – Manager Support Group.

<https://archive.org/details/AtariHarryStewart>

**March:** Atari (Home Computer) Director of Finance Bill Kaiser departed the company to Electronic Arts.

**March:** Atari shipped the 1200XL, suggested retail price \$899. (Ray Kassir (Raymond E. Kassir) in Across The Board, Jun-1983 page 26 for month)

**March?:** Atari shipped Timewise.

**March 18-20:** At the 8<sup>th</sup> Annual West Coast Computer Faire at the Brooks Convention Hall and Civic Center in San Francisco, California, Atari featured Dig Dug, E.T. Phone Home!, Qix, and AtariWriter, and introduced Atari LOGO (Brian Silverman of Logo Computer Systems, Inc. of Montreal, Canada for Atari).

Atari announced a \$50 rebate, starting April 15, for the purchase of an Atari 400 computer, and hinted that the 400 was soon to be replaced by a new model ("Liz"; presumptive name: 600XL).

**March 25-27:** Atari featured the Atari Coin Executive (ACE) at the Amusement Operators Expo '83 (AOE '83) at the O'Hare Exposition Center in Chicago, Illinois.

**March 26:** Jack Perron had become Acting Manager, Product Review, APX, replacing Paul V. Cabbage who departed the company to Mindset.

**March/April:** Atari established an Advanced Games Group (games for coin arcades, home computers, and home video game systems), to be directed by Chris J. Horseman – previously: Home Computer Division VP Software Engineering. Chris J. Horseman would report to Atari (Coin-Op) VP Creative Development Lyle Rains.

The unit would eventually include:

- Jim Morris,
- Robert Weatherby,
- Michael Gurganus,
- Jack Ritter,
- Dave Menconi,
- Steve Englehart,
- Aric Wilmunder,
- Dan Oliver,
- Rita Pless.

Jeffrey A. Heimback, previously Atari (Home Computer) SVP Marketing, would become SVP Marketing & Software Engineering, assuming the additional role from Chris J. Horseman.

**Winter/Spring?:** Peter R. Ateshian, previously of Reticon, joined Atari (Home Computer) in engineering (digital circuit design).

**April 11:** Bill Carris (William Carris) was Atari (Home Computer) Director of Software Marketing. (InfoWorld 11-Apr-1983 page 64)

**April:** Atari commenced 1200XL production by Atari Taiwan Manufacturing Corp. 1200XL production would also continue at the 1215 Borregas Ave. plant in Sunnyvale, California.

**April:** Atari (Home Computer) software product manager – including AtariWriter – Gary Furr departed the company to Datasoft, developers of AtariWriter.

**April?:** In the Netherlands at Atari International (Benelux) B.V., Han Van Egdom joined the company as product manager home computers.

**April 15:** Start date for several Atari computer rebate offers: \$50 for the purchase of an Atari 400, or \$100 for the purchase of an Atari 800 or Atari 1200XL. (Newspaper ads)

**April 26:** Atari was expected to announce shortly that it would lay off between 500 and 800 employees in consolidating its Home Computer Division with the Consumer Electronics Division. (Washington Post 26-Apr-1983)

**April 28:** Date of the first draft of the internal Atari document, "Atari 25601 Hardware Technical Specifications" (project also known as "Shakti" or "25601" and later planned as the Atari 1600).

**Spring:** Atari shipped:

- AtariWriter (Datasoft),
- Eastern Front (1941) (cartridge),
- Family Finances,
- Mickey in the Great Outdoors  
(Walt Disney Telecommunication & Non-Theatrical Company),
- Microsoft BASIC II,
- Paint,
- The Home Manager kit.

**Spring:** There were now eight Atari computer classrooms in Club Med villages:

1. Eleuthera in the Bahamas,
2. La Caravelle in French Guadeloupe,
3. Ixtapa in Mexico,
4. Copper Mountain in the Colorado Rockies near Denver, Colorado,
5. Dom Miguel in Marbella, Spain,
6. Chateau Royal in Noumea, New Caledonia,
7. Les Almadies, Senegal,
8. Cherating, Malaysia.

Linda S. Gordon was Atari (Corporate) VP Special Projects.  
(Atari Connection Spring 1983 pages 40-41)

**May 4:** Warner Communications Inc. (WCI) established the subsidiary, WCI Labs Inc. The Atari Advanced Development Laboratory (Atari NY Lab), home of the Atari Advanced Development Group, would become the facility of WCI Labs, which would serve both Atari and WCI.

Steven T. Mayer, remaining Atari SVP Research & Development, still reporting to Atari Chairman & CEO Ray Kassar (Raymond E. Kassar), would additionally be President of WCI Labs and Senior Executive Consultant to the Office of the President of WCI.

**May 8:**

- Dr. Alfred L. Moye, formerly the US Dept. of Higher Education's Deputy Assistant Secretary during the Carter administration, would join Atari (Home Computer) as national educational sales manager, responsible for sales programs targeted at elementary, high school and college educators (Arcade Express vol. 1 no. 20), replacing Jim Paige who departed the company. Educational sales would adopt the branding: AtariEd,
- Keith Schaefer remained Atari (Home Computer) SVP Sales.

**May?:** At Atari Consumer Product Service (CPS):

- David S. Wilson, previously manager of customer relations, was promoted to Director of Customer Relations, still reporting to VP for CPS Jon D. Ebbs,
- Bill Bartlett, previously supervisor of customer relations specialists, was promoted to manager of product support for Customer Relations, still reporting to David S. Wilson,
- Users' Group Support Manager Earl Rice, previously of the Atari Home Computer division in marketing, would now report to Bill Bartlett in CPS,
- Robert H. Levrini would be promoted to Supervisor, product specialist group, replacing Bill Bartlett in the role, reporting to Bill Bartlett.

**May?:**

- Atari (Corporate) VP Special Projects Linda S. Gordon assumed responsibility for educational marketing of Atari computers (InfoWorld 27-Feb-1984 page 105), which would adopt the branding: Atari Instructional Material Service (AIMS).
- Mike Knoblauch (Michael T. Knoblauch) would join Atari (Corporate) as manager, AIMS (head of educational software acquisition and development) (Atari Connection Winter 1984 page 29). He would be reporting to Linda S. Gordon and replacing both:
  - Atari (Home Computer) manager of educational software products Sueann Ambron who departed the company to Human Engineered Software (HesWare)
  - Atari (Home Computer) national manager of educational marketing Chris Bowman (Christopher P. Bowman) who departed the company to Apple Computer.

**May:** Internally, Atari (Home Computer) launched a semi-independent computer games division, AtariSoft.

**May?:**

- Don Thorson – previously with Atari (Consumer) in marketing from 1977-1980 – would return to the company as Atari (Home Computer) marketing director, reporting to SVP Marketing & Software Engineering Jeffrey A. Heimbeck,
- Robert D. Cory, previously of the Boston Consulting Group – and before that, the Standard Research Institute –, would be Atari (Home Computer) Director of Business Development,
- Don Thorson and Robert D. Cory would together replace Peter N. Rosenthal who departed the company to DesignWare, Inc.

**May:** Atari discontinued production of the Atari 400 (both at 1173 Borregas Ave., Sunnyvale, California and at Atari-Wong Co. in Hong Kong). Atari also discontinued domestic production of the Atari 800, and Atari's plant at 1173 Borregas Ave. would be repurposed. Atari 800 production would commence (continue?) at Atari-Wong Co. (for the short-term).

**May:** Atari discontinued domestic production of the 1200XL. 1200XL production would continue by Atari Taiwan Manufacturing Corp. (ATMC).

**May?:** Production of the 1050 floppy disk drive commenced in Singapore by Atari-PCI Enterprises Pte. Ltd.

**May:** Atari shipped: E.T. Phone Home! (Video Game Update)

**May 15-20:** At the 24<sup>th</sup> Annual Conference of the Australian College of Education held in Sydney, Australia, Atari International marketing manager for computer software Nancy Garrison revealed that the 1200XL would not be released in Australia. Rather, a new range of more power machines was to be debut at the Consumer Electronics Show (CES) in the US the following month. (Sydney Morning Herald 30-May-1983)

**May 18-September 12:** In Paris, France, at the Forum of the Pompidou Centre, the "Au temps de l'espace" (In Space Time) exhibit by the "Centre de Creation Industrielle" (CCI; Industrial Creation Center) included components (including Atari 800 and software) from the ongoing TEME (Totally Enclosed Modular Environment) project in human ecology at Greenfield Community College, Massachusetts, with financial support from Atari via the Atari Institute for Educational Action Research.

485,270 would visit the exhibit over 85 days. (Antic vol. 2 no. 6)

**May 20:** Atari launched Atari International (Italy) Inc. with a press conference held at the Hotel Principe di Savoia in Milan, Italy. The new subsidiary would replace Italian Atari computer distributor Adveico.

**June 1?:** Atari released the Atari Program Exchange (APX) Product Catalog Summer Edition 1983, introducing:

- |                |                      |                             |
|----------------|----------------------|-----------------------------|
| • Bootleg      | • Home Inventory     | • Strategic Financial Ratio |
| • Can't Quit   | • Home Loan Analysis | Analysis                    |
| • Circuit Lab  | • Morsecode Master   | • The Bean Machine          |
| • Dandy        | • Piano Tuner        | • Three R Math Home System  |
| • Drawit       | • Punctuation Put-on | • Video Kaleidoscope        |
| • Ennumereight | • Smasher            | • Wordgo                    |

APX also introduced the 48 KiB RAM Expansion Kit (for the Atari 400 computer, 8 KiB or 16 KiB versions).

J. Fred Thorlin was APX Director; Product Review Manager: Jack Perron.

**June 1:** Atari announced the consolidation of its Consumer and Home Computer divisions into three new divisions:

1. Atari Products Co. – domestic and international marketing and engineering, assuming international marketing from the Atari International division,
2. Atari Sales & Distribution Co.,
3. Atari Manufacturing Co.

(New York Times 2-Jun-1983 page D5, Wall Street Journal 2-Jun-1983 page 20)

- John C. Cavalier, previously Atari Home Computer Division President, would be President of Atari Products Co.
- Jamie Cook (James Alan Cook), previously Atari (Home Computer) VP & Counsel would be VP & Counsel for the three new divisions.



Within the new Atari Products Co.:

- Jeffrey A. Heimbeck, previously Atari (Home Computer) SVP Marketing & Software Engineering, would be SVP Domestic & International Marketing & Engineering. Reports to Jeffrey A. Heimbeck would include Director of Computer (hardware) Marketing Don Thorson,
- John De Santis would be Director of Electrical Engineering,
- David R. Stubben, previously Atari (Home Computer) VP Engineering, would be SVP Engineering. David R. Stubben would directly oversee the ongoing the "Shakti" or "25601" (later: Atari 1600) project, which would include Ajay Chopra and Jim Tittsler,
- Atari (Home Computer) Director of Electrical Engineering Larry Plummer departed the company, to Convergent Technologies,
- Steve Calfee, previously Atari (Coin-Op) Director, Electrical Engineering and Software, would be Atari VP Game design (both Coin-Op and Consumer – 2600, 5200, Atari home computers),
- Condon Brown, previously Director of 2600 Game Development, would be Director of Game Development, reporting to Steve Calfee,
- Dave Ruckert, previously Atari (Consumer) VP Marketing, would be SVP Entertainment Software Marketing (Press Release 10-Oct-1983 for title). Reports to Dave Ruckert would include Director of 5200/Atari Home Computer Entertainment Software Marketing West Shell III who was previously Director of 5200 Software Marketing,
- Fred Simon, previously of Walt Disney Productions where he was VP of the software division of Walt Disney Telecommunications and Non-Theatrical Company, had joined Atari in May to be VP Software (home applications, children's software, AtariSoft) replacing Jeffrey A. Heimbeck in the role. (Press Release 10-Oct-1983),
- Bill Carris (William Carris), previously Atari (Home Computer) Director of Software Marketing, would join the Coin-Op division in marketing,
- Colette Weil, previously Director, Corporate Market and Consumer Research, reporting to VP Market Planning Conrad Jutson, would be Director, Marketing, Home Applications and Children's Software (marketing and product design) essentially replacing Bill Carris (William Carris) in the role and reporting to Fred Simon.

Within the new Atari Sales & Distribution Co.:

- Keith E. Schaefer, previously Atari (Home Computer) SVP Sales, would be EVP,
- Alfred L. Moye remained National Educational Sales Manager (head of AtariEd).

**June 5-8:** At the Summer Consumer Electronics Show (CES) in Chicago, Illinois, Atari introduced:

- The 600XL Home Computer (\$199; to ship in July; to replace the 400),
- The 800XL Home Computer (price to be announced; to ship in August),
- The 1400XL Home Computer (price to be announced; to ship in September; to replace the 1200XL; never shipped),
- The 1450XLD Home Computer (price to be announced; to ship in October; never shipped) with DOS III (later: DOS 3).

Atari again promised:

- 1010 Program Recorder,
- 1020 Printer/Plotter,
- 1025 Printer.

Atari introduced:

- 1050 Floppy Disk Drive with DOS III,
- 1027 Printer,
- 1030 Modem with ModemLink,
- Touch Tablet (CX77) with graphics tablet cassette program (would ship as: AtariArtist on cartridge),
- Trak-Ball controller (CX80),
- Remote Control Wireless Joysticks (Cynex; CX42).

Three computer expansion devices were introduced (each due fall 1983):

- CP/M Module with CP/M 2.2 (never shipped),
- Atari Expansion Box (later: 1090 XL Expansion System; never shipped),
- 64K Memory Module (for the 600XL; would ship as: 1064 Memory Module).

Atari previewed: Light Pen (CX75), Super Controller (home computer and international name for CX60 Pro-Line Joystick; would ship as CX24).

Atari introduced the Writing System (would ship as: AtariWriter System) and announced the Programming System (never shipped) and Entertainment System (never shipped) All-In-One-Pak kits.

Add-A-Pak kit again promised: The Communicator II (July).

Add-A-Pak kit introduced/previewed:

- Atari Accountant (formerly The Bookkeeper kit; never shipped under the new name),
- Arcade Champ,
- BASIC Tutor I.

Software introduced:

- AtariMusic II: Major Scales and Keys,
- Donkey Kong Jr. (by Nintendo),
- Football,
- Joust (by Williams Electronics),
- Ms. Pac-Man (by Namco),
- Pengo (by Sega),
- Pole Position (by Namco),
- Robotron: 2084 (by Williams Electronics),
- Soccer (never shipped),
- Tennis.

Announced/previewed: The Mysteries of Wonderland (Disney; never shipped), Peter Pan's Daring Escape (Roklan for Walt Disney Productions; never shipped).

Announced/simulated:

- BattleZone (would be shipped by Atari Corporation in 1988),
- Tempest (never shipped),
- Xevious (by Namco; never shipped).

Again promised:

- Atari LOGO,
- AtariMusic I,
- Superman III,
- TeleLink II (again promised apart from The Communicator II kit).

No longer promised: Star Trux.

Atari also introduced Alan Alda as spokesperson for Atari computers, in an arrangement to extend for the next 5 years.

Atari Instructional Material Service (AIMS) courseware titles to be released fourth quarter 1983 included:

- A multi-program Trigonometry and Algebra course from CONDUIT (University of Iowa),
- Atari Sentences,
- Math Arcademics (Arcademic Skill Builders by DLM).

Previewed at the show: AtariLab (previously: ScienceLab) series (by Dickinson College), including AtariLab Starter Set with Temperature Module (September); Future modules:

- Biofeedback,
- Lie Detector,
- Light,
- Mechanics,
- Timekeeper.

(Analog #13 page 36; see also InfoWorld 4-Jul-1983 page 13)

**June 6-8:** Atari demonstrated the AtariLab series at NECC/5, the National Educational Computing Conference 1983, held at Towson State University, Baltimore, Maryland. (InfoWorld 10-Oct-1983 page 28)

**June 9-14:** At the 17<sup>th</sup> International Exhibition of Music, High Fidelity, Video and Consumer Electronics (SIM-Hi-Fi - IVES '83) in Milan, Italy, Atari International (Italy) Inc. introduced the 600XL, 800XL, and 1450XLD to Italy. Estimated pricing: 500.000 ITL, 750.000 - 1 million ITL, and 2.9 - 3 million ITL, respectively.

Also featured: 1010, 1050, 1020, 1027, CP/M Module, Touch Tablet, Light Pen, Remote Control Wireless Joysticks, Track-Ball, Expansion Box, and much software. (MC microcomputer #21 pages 14-16)

**June 11-Sept 10:** Expanding upon the Atari computer classroom concept already offered in at least eight other Club Med locations, "Club Med-Atari Village" was featured at Club Med Punta Cana, Dominican Republic. (Les Villages Apr-1983 vol. 3 no. 1)

The Atari Village included custom hardware and software developed at the Atari L.A. Lab.

**June:** The total installed base of Atari 400 & Atari 800 & Atari 1200XL computers was estimated by Future Computing, Inc. to be about 950,000.

**June?:** Atari discontinued production of the 800 (late production units made at Atari-Wong Co. in Hong Kong).

**June:** Atari shipped: Dig Dug, Donkey Kong (Video Game Update)

**June 27:** Atari opened their first Atari Center, an educational computing concept, at The Oaks Shopping Center in Cupertino, California. Atari Centers were operated by the Picodyne Corporation – Dean Brown, President – with Atari providing funding and advertising. Alan O'Neill was the contract manager of Atari Centers.

Sara Armstrong, Director of the Terra Nuova Montessori School in Hayward, California, would be Director of the Cupertino Atari Center.

**June/July?:** Atari shipped the 1010 Program Recorder (\$99.95), 1020 Printer/Plotter (\$299) and 1025 Printer (\$549).

**July 2:** The second Atari Center opened at the corner of Fifth Ave. and 48<sup>th</sup> St. in Manhattan, New York. Educator Seth Greenberg would be manager of the Manhattan Atari Center.

**July:** Production of the Atari 1200XL computer ended (later units made by Atari Taiwan Manufacturing Corp.).

**July:** Peter H. Friedman joined Atari Products Co. as product marketing manager for the "Shakti" or "25601" project. The new computer would be planned for introduction as the Atari 1600 (never introduced).

**July 20:** Linda S. Gordon remained Atari VP Special Projects. (Wall Street Journal)

**Summer?:** Atari planned to release 11 new peripherals for Atari XL Home Computers by the end of the year (including the Expansion Box).

**Summer:** Second year of Atari Computer Camps, held at 7 locations:

1. Camp Atari – New England  
(Jerome Singer, director) at the Stoneleigh-Burnham School in Greenfield, Massachusetts,
2. Camp Atari – Poconos  
(Robert Werner, director; Cyndi Heller, computer director; Steve Mandl, assistant director) at East Stroudsburg State College in Pennsylvania,
3. Camp Atari – Chesapeake  
(Leonard Fagen, director) at the Oldfields School in Glencoe, Maryland,
4. Camp Atari – Smokey Mountains  
(Jeffrey Wolfe, director) at the University of North Carolina at Asheville, North Carolina,
5. Camp Atari – Midwest  
(William Merriman, director; Laurie D. Edwards, computer director) at the Shattuck School in Faribault, Minnesota,
6. Camp Atari – Old West  
(Marlene Applebaum & Don Applebaum, directors) at the Athenian School in Danville California,
7. Camp Atari – Pacific  
(Marianne Kravitz & William Kravitz, directors) at the University of San Diego in California.

**August 5:** Date of revision of the internal Atari document, "Atari 25601 Hardware Technical Specifications" – project also known as "Shakti" or "25601" and planned for introduction as the Atari 1600 (never introduced).

**August:** For the Atari Home Computers Atari shipped the 1050 Floppy Disk Drive, with DOS II version 2.0S (Page 6 #6 page 5), and shipped Atari LOGO. (Logo Computer Systems, Inc. of Montreal Press Release 12-Dec-1983)

**August:** Atari Products Co. product marketing manager for XL computers Andrew Soderberg departed the company to ViMart. Don Thorson remained Director of Computer Marketing.

**August:** Sherwin Gooch, previously Atari Products Co. manager, Telecommunications Products Group, became Atari Products Co. manager, Applications Software and Telecommunications Products Group, assuming the role of Ken Balthaser who departed the company to Mindset.

**August/September?:** Atari released an updated Atari Computer Educational Software Directory (reprint of the Jan-1983 edition with updated cover pages). New titles available through AtariEd (Atari educational sales) were to include:

- Alien Addition (Arcademic Skill Builders by DLM),
- Atari LOGO in the Classroom: A Teacher's Manual (book by Donna Bearden, would be published by Reston in 1984),
- Atari Sentences (never shipped?),
- Atari/PLATO (would be shipped by Atari, Corp. in 1986 as: The Learning Phone),
- AtariLab Curriculum Modules (never shipped),
- AtariLab Light Module (would be shipped by Atari, Corp. in 1985),
- AtariLab Starter Set,
- CONDUIT Algebra Part I & II (never shipped?),
- CONDUIT Trig Part I & II (never shipped?),
- Concentration,
- Demolition Division (Arcademic Skill Builders by DLM),
- Denver Pascal (never shipped),
- Department of Defense Dependent Schools Student Scheduling Program (never shipped),
- Division Drill (School and Home CourseWare),
- Geoterms Part I & II (Marc Ed, Inc.; never shipped?),
- Green Globes & Other Trig Diversions (never shipped?),
- Math Facts and Games (never shipped?),
- Math Mysteries (never shipped?),
- Meteor Multiplication (Arcademic Skill Builders by DLM; never shipped?),
- Peter and the Wolf (never shipped?).

**September 1?:** Atari released the Atari Program Exchange (APX) Product Catalog Fall Edition 1983, introducing:

- Advanced Fingerspelling
- AtariWriter Printer Drivers
- Atspeller REV. 2
- Cartoonist
- Color Alignment Generator
- Eastern Front (1941) Scenario Editor
- Eastern Front Scenarios 1942/1943/1944
- Excalibur
- Ion Roadway
- Kangaroo (GCC; by Sun Electronics)
- Mathlib for Deep Blue C
- Moon Marauder
- Musical Pilot
- Puzzler
- Ringmaster
- Saratoga
- Space War
- Spelling Genie REV. 2.0

J. Fred Thorlin was APX Director; Product Review Manager: Jack Perron.

**September 6:** James J. Morgan arrived at Atari as Chairman & CEO, replacing the departed Ray Kassar (Raymond E. Kassar). (InfoWorld 1-Aug-1983 page 3)

**September 12:** At Atari International:

- Christopher P. Deering (previously of Gillette Europe, based in London – see RCA/Columbia Press Release 5-Apr-1985) was named VP Marketing (Marketing and Product Management), replacing former Atari Products Co. SVP International Marketing & Engineering Jeffrey A. Heimback in the role. (Wall Street Journal page 48),
- Nancy Garrison, previously Atari International Marketing Manager for computer software, would become International Marketing Manager, AtariSoft,
- Stephen M. Race remained Director of International Marketing, now reporting to Christopher P. Deering,
- Anthony Bruehl (Anton Bruehl) remained President of Atari International.

**September:**

- Linda S. Gordon, previously Atari (Corporate) VP Special Projects, would be (Corporate) SVP Education (Education Group), remaining responsible for educational software acquisition and development (Atari Instructional Material Service, AIMS), Atari Computer Camps, and the Atari Club Med project, while additionally assuming responsibility for educational sales (AtariEd) and the Atari Institute for Educational Action Research,
- AIMS and AtariEd would be combined as Atari Learning Systems, with operations at 1399 Moffett Park Dr, Sunnyvale, California,
- Alfred L. Moye, previously National Educational Sales Manager, would become Director of the Atari Institute for Education Research, replacing Ted M. Kahn who departed the company to Picodyne,
- Bob Hall (Robert D. Hall) would become Director of Educational Division Sales, replacing Alfred L. Moye in the role. (Scientific American Jan-1984 page C6),
- Mike Knoblauch (Michael T. Knoblauch), previously manager of AIMS, would be Director of Educational Division Marketing.

**September:** Atari Consumer Product Service (CPS) shut down the Regional Service Centers at 2109 E Division, Arlington, Texas and at 5400 Newport Dr Ste 1, Rolling Meadows, Illinois, leaving two remaining: 1312 Crossman Ave, Sunnyvale, California (also home to Customer Relations) and 12 B World's Fair Dr, Somerset, New Jersey.

**September:** In the Netherlands, Wilfried de Graaf (W. L. de Graaf) joined Atari International (Benelux) B.V. as sales manager (Home Computers).

**September 17-25:** Atari International (UK) Inc. launched the XL Home Computer product line (600XL, 800XL, 1010, 1050, 1025, 1020, 1027, Touch Tablet, Trak-Ball, Super Controller, Memory Module (1064); previewed: CP/M Module, Expansion Box) and software line in the UK, and introduced The Lone Raider, at the Great Home Entertainment Spectacular, Olympia, London, UK.

**September 22:** Atari, Inc. and General Foods announced a multi-million-dollar promotion called Catch-On-To-Computers. Computer tutorials would run in 10 cities nationwide during October, November and December, starting in Washington D.C. and San Francisco, California on Oct. 5<sup>th</sup> with a 10-day Catch-On-To-Computers Learning Festival.

On subsequent days similar programs would be conducted in Los Angeles; Denver; Chicago; Houston; New Orleans; Atlanta; St. Louis; and Newark, New Jersey.

At each stop on the tour computer training experts would present 80 hours of free tutorials especially designed for Catch-On-To-Computers by the People's Computer Co., a non-profit company.

In addition, weekend open houses were scheduled to provide family members and any interested individuals the opportunity to operate the computers under supervision. Aside from the classes, Atari and Post Cereals would offer schools and other membership organizations the opportunity to exchange a specified number of Post Cereals proof-of-purchase box tops for a wide range of Atari equipment, expansion devices and a wide selection of educational software.

The year-long national program would kick off Sept. 30<sup>th</sup> with a mailing of catalogs to more than 91,000 schools. A simultaneous direct mailing to 41 million homes – approximately half of all US households – would announce the promotion to consumers and identify the participating Post brands and Atari products.

Linda S. Gordon was SVP of the Atari education group. (Press Release).

**September 23:** The two Atari Center locations both closed at the end of the 90-day trial period for the program.

**September 28-October 2:** Atari featured the XL range of Home Computers (600XL/800XL) and products, including the new Touch Tablet and Light Pen, at the 6<sup>th</sup> Personal Computer World (PCW) show, Barbican Centre, London, UK.

**Fall:** Atari shipped The Communicator II kit (with the new 835 modem) (\$279.95) and the 1027 Printer.

**Fall:** An Atari TV ad promoted the Atari 400 for \$69.95 after \$50 Atari rebate, indicating a new/final list price of \$119.95 (previously: \$299).

(<http://www.atarimania.com/videos/atari-400-commercial-50-usd-rebate.flv>)

**October 3-7:** At the first ever VidCom-MIJID held at the Palais de la Croisette in Cannes, France, P.E.C.F. Atari previewed the 600XL. (L'Atarien #1)

**October 10:** Atari announced that:

- Dave Ruckert, previously SVP Entertainment Software Marketing, was appointed as SVP Atari Products Management, the marketing arm for home computers and video games, replacing division President John C. Cavalier who had just departed the company. Dave Ruckert would report directly to Atari Chairman & CEO James J. Morgan,
- Jeffrey A. Heimbeck, SVP for the Marketing of hardware for video games and computers, had also departed the company to Koala Technologies Corp,
- Fred Simon, previously: VP Software (home applications, children's software, AtariSoft), was named SVP Computer Marketing, responsible for the marketing of computer hardware and software,
- Philip C. Restaino, previously: Director of Game (hardware) Marketing, was appointed VP Games Marketing, in part in charge of marketing game software used on Atari hardware,
- Fred Simon, Philip C. Restaino, and Linda S. Gordon, who remained SVP Education, would each report to Dave Ruckert. (Press Release).

**October 12:** The Washington Post reported (page D11) on Atari's plans to introduce an IBM-compatible personal computer at the January 1984 CES. The new computer nearing introduction would be both IBM PC and Atari XL compatible, was known inside Atari as "Shakti" or "25601", and was expected to be introduced as the Atari 1600 (never introduced).

**October:** Atari published Review: A Catalog of Atari Learning Systems.

New titles were to include:

- Alligator Mix (Arcademic Skill Builders by DLM),
- Atari Pascal (Version 2.0) (previously: Denver Pascal; to ship Jan. '84; never shipped),
- Atari Super PILOT (previously: PILOT II; to ship April '84; never shipped),
- Basic Arithmetic (by MECC),
- Counting (by MECC),
- Create a Rondo (never shipped),
- Dragon Mix (Arcademic Skill Builders by DLM),
- Earth Science (by MECC; previously released by APX),
- Elementary Biology (by MECC; previously released by APX),
- Expeditions (by MECC),
- Geography (by MECC; previously released by APX),
- Graphing (by MECC),
- Instructional Computing Demonstration (previously released by APX),
- Metric & Problem Solving (by MECC; previously released by APX),
- Minus Mission (Arcademic Skill Builders by DLM),
- Music I (Terms & Notations) (by MECC; previously released by APX),
- Music II (Rhythm & Pitch) (by MECC; previously released by APX),
- Music III (Scales & Chords) (by MECC; previously released by APX),
- Name Rondo (never shipped),
- Phone Home (never shipped),
- Player Maker,
- Pre-Reading (by MECC),
- Prefixes (by MECC; previously released by APX),
- Screen Maker,



- Secret Formula advanced (by Mind Movers),
- Secret Formula elementary (by Mind Movers),
- Secret Formula intermediate (by Mind Movers),
- Spelling Bee (by MECC),
- Spelling in Context 1 to 8,
- The Market Place (by MECC; previously released by APX),
- US Geography check marc (by Marc Ed, Inc.),
- US Geography high marc (by Marc Ed, Inc.),
- Word Games (by MECC).

Atari announced:

- AtariLab Biofeedback, Timekeeper, Lie Detector, and Mechanics modules (all never shipped),
- AtariWriter Curriculum Guide (never shipped),
- Swarthmore Trig (never shipped).

Atari again promised for future release: AtariLab Curriculum Modules: Temperature and Light, CONDUIT Algebra, Green Globes and Other Trig Diversions.

**October:** Atari released the Pro-Line Trak-Ball Controller (CX22) (Video Game Update Nov-1983)

**October:** The Atari Consumer Product Service (CPS) Regional Service Center at 12 B World's Fair Dr, Somerset, New Jersey would transition to using the new address: 22 B World's Fair Dr, Somerset, New Jersey.

**October:** Atari Consumer Product Service (CPS) Technical Support (John H. Hahn, director) operations were moved from 845 W Maude Ave, Sunnyvale, California to 1272 Borregas Ave., Sunnyvale, California, which would also remain home to CPS headquarters and CPS materials & parts distribution.

**October:** Premier issue #0 of L'Atarien magazine, the official magazine of the Atari Club in France, published by Rive Ouest - Cato Johnson France on behalf of P.E.C.F. Atari.

**October:** "Atari still had not brought out any of its new XL line by mid-October." (Compute! #43 Dec-1983 page 32)

**October 21:** Atari said that it was delaying the making and marketing of its two higher-priced computer models, the 1400XL and the 1450XLD. The machines would not ship until late December, after the Christmas selling season, and then only in limited quantities. (Wall Street Journal 24-Oct-1983 page 5)

**October 21-23:** TariCon '83, "The world's first Atari-only computer convention," was scheduled by MACE, Michigan Atari Computer Enthusiasts, at the Southfield Civic Center Pavillion, Southfield, Michigan. The even did not come together as planned, but TariCon '84 was successfully held August 1984.

**October 24:** Report that plans at Atari to introduced a new computer model, the Atari 1600, had recently been canceled by Atari CEO James J. Morgan. (Wall Street Journal 24-Oct-1983 page 5)

**October/November:** Atari shipped the 600XL NTSC version for North America (\$199) (The Globe and Mail, Canada, 23-Dec-1983), 600XL PAL version for UK (159.99 GBP) (Page 6 #7 page 6), and 600XL PAL version for Europe.

**October/November:** At Atari Products Management:

- Director, Marketing, Home Applications and Children's Software – marketing and product design, reporting to SVP Computer Marketing Fred Simon – Colette Weil departed the company to CompuFill Corporation, the subsidiary of McKesson Corporation,
- Steve Arnold, previously director, marketing, AtariSoft – marketing and product design; reporting to Fred Simon – would become VP Software Marketing (home applications, children's software, AtariSoft),
- Fred Simon would assume direct responsibility for product design for home applications, children's software, and AtariSoft.

**November 2:** Report that Atari announced that because of production snags in Hong Kong (Atari-Wong and contract manufacturer Chelco Sound), it would be able to fill only 60% of its Christmas orders for the 600XL and the 800XL.

Atari also reiterated that it would ship the 1400XL and the 1450XLD in limited quantities in late December and more widely after the first of the year. (Wall Street Journal 2-Nov-1983 page 2)

**November 4:** Premiere of the Warner Bros. feature film, "Deal of the Century", which included a fighter plane cockpit monitor where the display was driven by a real (off-screen) Atari 800, software by Atari's Los Angeles Lab (L.A. Lab, Atari Corporate Research).

**November 9:** Atari said it would raise the prices of its home computers and video game consoles by between 17 percent and 29 percent, effective Jan. 1, 1984. The increases would raise the dealer price on the 600XL to \$180, from \$140. The dealer price of the 800XL would rise to \$280, from \$240. Atari also said it would raise prices of its 1027 Printer and 1050 Floppy Disk Drive by about \$15 each.

**November:** Atari Engineering Manager of VLSI Development Richard C. Pasco departed the company to IBM Research – Almaden.

**November 19:** Atari (Coin-Op) announced the opening of the first Atari Adventure family entertainment center (and the third Atari "Adventure" location overall) at the Northwest Plaza shopping center located in St. Ann (suburban St. Louis), Missouri.

The location was planned as the prototype for a nationwide roll-out of 12-15 facilities. Store design by Bill Poon & Company Architects.

The location combined a traditional video game arcade (65 games), a new video game technology display area, and a Computer Learning Center: a hands-on public computer

classroom/lab featuring 8 Atari 1200XL computer stations and a full-time instructor (Kent Wilke). (Creative Computing vol. 7 no. 11; Press Release via Fun! page 757)

**November 22:** John J. Cardozo had become Acting Manager, Product Review, APX, replacing Jack Perron who departed the company.

**November/December:**

- Ken Wirt (Kenneth R. Wirt), previously of Atari Sales & Distribution Co., would become Atari Products Management VP Computer Marketing, replacing Don Thorson who departed the company to Apple Computer,
- John H. Hahn, previously Director of Technical Support & Publications, Atari Consumer Product Service (CPS), would become 600XL/800XL product marketing manager, replacing the departed Andrew Soderberg, reporting to Ken Wirt (Kenneth R. Wirt).

**November/December:** John Peeke-Vout, previously Atari Products Management Director of External Software Development, became VP Software Marketing (home applications, children's software, AtariSoft), replacing Steve Arnold who departed the company. Steve Arnold would join the Lucasfilm Computer Division Games Group as general manager in January 1984. (IHS Press Release 18-Jul-1991)

**November/December?:** Joe Miller (Joseph B. Miller III) became Atari Products Management manager, operating systems software, replacing R. Scott Scheiman who departed the company to The Braegen Corporation.

**November/December?:** Bill Carris (William Carris), previously of Atari (Coin-Op) – and before that, Atari (Home Computer) Director of Software Marketing – became Atari Products Management Director of Business Development (computers), replacing Robert D. Cory who departed the company to Apple Computer.

**December 1?:** Atari released the Atari Program Exchange (APX) Product Catalog Winter Edition 1983-84, introducing:

- |                             |  |                         |
|-----------------------------|--|-------------------------|
| • Atspeller for AtariWriter | • Dog Daze Deluxe                        | • National Flags        |
| • Bellum                    | • Dragon Quest or<br>A Twist in the Tail | • Numberland Nightwatch |
| • Burgers!                  | • Equestrian                             | • Raid on Graviton      |
| • Chambers of Zorp          | • Mastermatch                            | • Rush Hour             |
| • Character Fun             |  | • Weakon                |

**December 12:** Atari LOGO, developed in Quebec by Logo Computer Systems, Inc. of Montreal, Canada (LCSI), had been awarded the Best Microcomputer Software of the Year Award by the Learning Periodicals Group. (Logo Computer Systems, Inc. of Montreal, Canada Press Release)

**December:** Atari shipped initial small quantities of the 800XL NTSC version for North America (\$299) (newspaper ads and Current Notes Jan-1984 page 6 for timing). 800XL production would ramp up dramatically in Winter 1984.

### **December?:**

- Dorothy K. Deringer, previously a program officer at the US National Science Foundation (NSF), joined Atari Learning Systems as VP Product Development, assuming the role from Mike Knoblauch (Michael T. Knoblauch), who would remain Director of Marketing,
- Vincent H. Wu, previously in software development, would be in education software development, reporting to Dorothy K. Deringer,
- Leslie Wolf, previously in software development, would become an educational software product marketing manager, reporting to Mike Knoblauch (Michael T. Knoblauch),
- Mark O. McCrackin remained an educational software product marketing manager, reporting to Mike Knoblauch (Michael T. Knoblauch) as well,
- Linda S. Gordon remained Atari Products Management SVP Education.

**December:** For Atari Home Computers Atari shipped: Jungle Hunt, Robotron: 2084 (original "large box" version with dual cartridge holder) (Video Game Update; 1-Jan-1984 price list)

**December 20:** While the unreleased Atari 1400XL and Atari 1450XLD and the unannounced Atari 1600 computers were canceled, plans now called for a new Atari 800XLD (800XL + 1050 in 1450XLD case, target release late 1984; never introduced).

Source: <http://www.atarimuseum.com/computers/16bits/AtariInc/1650XLD/>

"Atari sold about 400,000 units [computers] in December." - Creative Strategies International as quoted in InfoWorld, 6-Feb-1984.

"Atari sold roughly 250,000 of its 800 series computers last year" - Time magazine, 16-Jul-1984

# 1984

**January 1:** In the US, the suggested retail price for the Atari 600XL became \$249 (previously: \$199); the suggested retail price for the Atari 800XL became \$399 (previously: \$299).

**January 7-10:** At the Winter Consumer Electronics Show (CES) in Las Vegas, Nevada, for the 600XL (\$249), 800XL (\$399), and 1450XLD (unshipped but again shown), Atari introduced the Light Pen (CX75) with AtariGraphics and the 1064 Memory Module for the 600XL.

Again promised:

- Remote Control Wireless Joysticks (CX42),
- The AtariWriter System kit (previously: Writing System),
- The BASIC Tutor I kit,
- The Programming System kit,
- Touch Tablet (CX77).

Atari announced that DOS 3 (previously: DOS III) would be made available for free via Atari Customer Relations, and would also ship with new production 1050 floppy disk drives.

Software introduced:

- Captain Hook's Revenge (previously: Peter Pan's Daring Escape; never shipped),
- Jungle Hunt (by Taito; shipped Dec. 1983),
- Mario Bros. (by Nintendo; April; would be shipped by Atari Corporation in 1988),
- Millipede (March; would be shipped by Atari, Corp. in 1985),
- Moon Patrol (by Williams Electronics; February; would be shipped by Atari, Corp. in 1985),
- The Atari Translator (to ship via APX or Atari Customer Relations),
- Typo Attack (previously released by APX).

Software again promised:

- AtariMusic I,
- AtariMusic II,
- Donkey Kong Jr.,
- Joust,
- Ms. Pac-Man,
- Pengo (February),
- Pole Position,
- RealSports Football,
- TeleLink II (again promised apart from Communicator II kit),
- Tennis,
- The Mysteries of Wonderland.

Atari announced:

- Pop'R Spell (previously released by Milliken; never shipped by Atari),
- Sky Writer (previously released by Milliken; would be shipped by Atari, Corp. in 1985),
- SynCalc by Synapse,
- SynFile+ by Synapse,
- SynTrend by Synapse (consisting of SynGraph and SynStat).

Atari previewed:

- Crystal Castle (Crystal Castles would be shipped by Atari Corporation in 1989),
- The Legacy (Atari Advanced Games Group; later: Final Legacy; would be shipped by Atari, Corp.).

The Bookkeeper kit was to be renamed The Accountant effective 1-Apr-1984 (never shipped under the new name).

Finally, Atari Learning Systems promoted:

- Atari Pascal (Version 2.0),
- Atari Super PILOT,
- AtariLab Light Module,
- AtariLab Starter Set with Temperature Module ("ready to ship now"),
- Player Maker,
- Screen Maker.

(1-Jan-1984 price list; Analog #17 page 13)

**January 14:** At the Annual Atari Star Awards Banquet held at 12:30pm at The Westin St. Francis Hotel, Union Square, San Francisco, California, in the City Club located on the 12<sup>th</sup> floor on the main building, Atari awarded the third annual Atari Star Award and \$25,000 to Mark Reid for his APX title, Getaway!.

Other Finalists: James Burton, R. Stanley Kistler, Gregor Novak.

Atari Products Management SVP Fred Simon announced the winner and APX Director J. Fred Thorlin presented the award. (Atari Connection Spring 1984 page 14)

**January:**

- Steve Calfee, previously Atari VP Game Design (both coin-op and consumer), became Atari Products Co. SVP, Entertainment Software,
- Richard C. Frick, previously 2600/5200 software manager, became Director of Entertainment Software Development, replacing Condon Brown who departed the company. Condon Brown would establish The Software Machine, Inc. on 12-Mar-1984.

**January:** Atari shipped:

- Tennis,
- Ms. Pac-Man,
- Pole Position,
- Joust.

(Video Game Update; 1-Jan-1984 price list)

**January:** Atari opened their fourth "Adventure" location, the second Atari Adventure family entertainment center, at Crestwood Plaza in Crestwood (suburban St. Louis), Missouri. A 2-story location, using the same concept as the area's Northwest Plaza Atari Adventure location.

**January:** Atari Products Engineering Computer Division engineer Ajay Chopra departed the company to Mindset.

**January 23:**

- James J. Morgan, Chairman & CEO Atari, Inc., announced an organizational realignment of the company,
- John Farrand was named President of Atari, Inc. and President & COO of Atari Products Co. – both newly created positions – and would be reporting to James J. Morgan.

**Winter:** Atari shipped the Touch Tablet (CX77; with AtariArtist), AtariMusic I, AtariMusic II (1-Jan-1984 price list)

**January/February:** Atari's unannounced plans for introducing an Atari 800XLD later in 1984 would be dropped, while development of the previously-canceled Atari 1450XLD would be resumed.

**January/February:** At Atari Products Co.:

- John H. Hahn, previously 600XL/800XL product marketing manager, was promoted to Director of Computer Marketing, reporting to SVP Computer Marketing Fred Simon, replacing VP Computer Marketing Ken Wirt (Kenneth R. Wirt) who departed the company to Cognitive Systems,
- Sherri L. Horowitz was promoted to 600XL/800XL product marketing manager, replacing the promoted John H. Hahn in the role,
- Thea Cain was promoted to 1450XLD product marketing manager.

**February 7:** Atari Products Co. had re-launched 1450XLD development; Phil Suen was project manager. (<http://TinyURL.com/y8zep9e7>)

**February?:** Atari Learning Systems marketing manager Mark O. McCrackin departed the company.

**February:** James R. Evans, previously of Atari operations/product engineering, would become Atari VP Consumer Product Service (CPS), replacing Jon D. Ebbs who departed the company to Apple Computer. (Business Marketing Mar-1984 page 111)  
The CPS Customer Relations unit would transition to being known (again) as Customer Service.

**February:** Atari Products Co. Manager, operating systems software Joe Miller (Joseph B. Miller III) departed the company to Koala Technologies Corp.

**February:** Atari Products Co. software support supervisor Doug Chorey departed the company to Tandem Computers.

**February:** Brad C. Saville, previously Atari operations manager for computer products, would become El Paso plant manager.

**February 16:** Phil Suen was Atari Products Co. 1450XLD project manager; Thea Cain (marketing) was product manager. (<http://TinyURL.com/y8zep9e7>)

**February/March:** Atari Products Co. electrical engineer Phil Suen was promoted to Director of Electrical Engineering, replacing John De Santis who departed the company.

**March 6:** Atari, Inc. was awarded US patent 4,435,779 for 13 claims by inventors Steven T. Mayer, Jay G. Miner, Douglas G. Neubauer, and Joe Decuir (Joseph C. Decuir) regarding their "Data processing system with programmable graphics generator" (the Atari 400 & Atari 800 hardware platform).

**March 11-18:** At the Festival International du Son et de l'Image, held at the CNIT (Centre des Nouvelles Industries et Technologies) in Paris – La Defense, France, P.E.C.F. Atari launched the 600XL and 800XL in France.

PAL versions were available immediately (600XL 2,200 FRF / 800XL 3,200 FRF); 600XL SECAM version (2,500 FRF; never shipped) and 800XL SECAM version (3,500 FRF; would be shipped by Atari, Corp. Nov-1984) were due to ship in June 1984. (L'Atarien #2; L'Ordinateur Individuel #58 Apr-1984 page 81; L'Atarien #4 page 18 for prices)

**March?:** Atari shipped the 800XL PAL version for UK (249.99 GBP) and 800XL PAL version for Europe.

**March:** Atari released: Football, Donkey Kong Jr., Pengo (Video Game Update Mar-1984, Apr-1984)

**March:** Atari Products Co. applications software and telecommunications products group manager Sherwin Gooch was 1450XLD project manager, having recently replaced engineer Phil Suen in the role (Creative Computing Jul-1984 page 206).

**March 22-25:** At the 9<sup>th</sup> West Coast Computer Faire, San Francisco Civic Auditorium and Brooks Hall, San Francisco, California, Atari showed/again promised the Light Pen, the Plato System cartridge, and many games.

Atari introduced APX Bumpomov's Dogs, while confirming that APX was being discontinued, with the top 20 APX titles to be absorbed into the "main line" of products, and APX Director J. Fred Thorlin would depart the company.

A new, final production run of 15,000 Atari 850 interfaces had just been manufactured.

At Atari:

- Thea Cain was 1450XLD product manager,
- David S. Wilson was Director of Customer Service,
- Earl Rice remained Manager, Users' Group Support,
- Bill Bartlett remained manager of Product Support.

**March 31:** James J. Morgan, CEO of Atari, said shipments of his company's home computers in the first three months of this year were 35% lower than in the first quarter of 1983. (The Globe and Mail, Canada, 1-Jun-1984)

**April 2:** Programmer Mike Barall (Michael Barall) (QDOS developer) joined Atari, where he would direct advanced operating systems development. (Antic Jan-1986 page AC14; source for date?)

**April 5:** John Peeke-Vout was Atari Products Co. VP Software Marketing.  
([https://archive.org/details/APX\\_Programmer\\_Correspondence](https://archive.org/details/APX_Programmer_Correspondence))



**April 5:** Atari Fellow Alan Kay departed the company to Apple Computer in the wake of widespread layoffs in the company's research department and the closing of the Atari Cambridge Research Laboratory – where Cynthia Solomon had been director, reporting to Alan Kay. (Washington Post 6-Apr-1984; New York Times 3-May-1984; InfoWorld 11-Jun-1984)

**April:**

- Stephen M. Race, previously Atari International Director of Marketing, would be promoted to Atari International VP Marketing & Communications,
- Steven H. Gerber, previously Director of the Software Development Group of the Software Development Centre at Atari International (UK) Inc., would be promoted to VP International New Product Development,
- Stephen M. Race & Steven H. Gerber would together be replacing VP Marketing & Product Management Christopher P. Deering who departed the company to Spinnaker Software. (for date: RCA/Columbia Press Release 5-Apr-1985)

**April:**

- Philip C. Restaino, previously Atari Products Co. VP Games Marketing, would be promoted to SVP Games Marketing, still reporting to EVP Marketing Dave Ruckert,
- VP Software Marketing – home applications, children's software, AtariSoft – John Peeke-Vout departed the company to the Electric Power Research Institute – EPRI,
- Fred Simon, previously SVP Computer Marketing – including software design for home applications, children's software, and AtariSoft – would remain VP Computer Hardware & Software – including software design for home applications and AtariSoft. He would still be reporting to Dave Ruckert. (Electronic News 4-Jun-1984),
- West Shell III, previously Director of 5200/Home Computer Entertainment Software Marketing, reporting to Philip C. Restaino, would become Director of Software Marketing – home applications and AtariSoft. He would be reporting to Fred Simon,
- Joel Oberman, previously Director of 2600 Entertainment Software Marketing, reporting to Philip C. Restaino, would be promoted to Director of Games Marketing – assuming 5200/Home Computer Games Marketing from West Shell III. He would still be reporting to Philip C. Restaino,
- Atari Learning Systems (Linda S. Gordon, SVP Education), remaining responsible for software development and marketing/sales for the educational community, additionally assumed responsibility for children's software marketing and product design for the home consumer market.

**April:**

- Director of the Atari Institute for Education Research Alfred L. Moyer had departed the company to Hewlett-Packard,
- Linda S. Gordon remained Atari Products Co. SVP Education, head of the Atari Learning Systems Group.

**Spring:** I/O Issue Five turned out to be the final issue of Input/Output, the magazine of the Atari Home Computer Club (Atari International, UK).

**Spring:** Atari shipped:

- CX75 Light Pen with AtariGraphics,
- AtariLab Starter Set with Temperature Module,
- SynCalc,
- SynFile+,
- SynTrend,
- Typo Attack.

**Spring:** Atari released DOS 3, offered through Atari Customer Service, free to those who had purchased Atari 1050 floppy disk drives with DOS 2.0S. (Atari Connection Spring 1984 pages 9, 73).

**Spring:** Atari shut down the "Computers: Expressway to Tomorrow" traveling multimedia assembly program.

**May 1:** "Hearing on Computer Education" held before the Subcommittee on Elementary, Secondary, and Vocational Education of the Committee on Education and Labor, US House of Representatives, included testimony by Atari Learning Systems VP Dorothy K. Deringer.

**May 8:** At the Lucasfilm Ranch in Marin County, California, as Atari/Lucasfilm, Lucasfilm Ltd. and Atari Inc. introduced Ballblazer and Rescue on Fractalus!, both developed by the Games Group at Lucasfilm's Computer Division and to be marketed by Atari, to be available 3<sup>rd</sup> quarter (summer) 1984 on cartridge in versions for Atari home computers. (Atari Press Release; Lucasfilm Press Release)

For Atari:

- Joel Oberman was Director of Games Marketing,
- Fred Simon was VP Computer Hardware & Software,
- Dave Ruckert was EVP Marketing.

(InfoWorld 4-Jun-1984 page 12; United Press International 8-May-1984 and 9-May-1984; Wall Street Journal 9-May-1984)

Both titles would be released (on disk) for Atari home computers in 1985 by Epyx (North America) and Activision (Europe).

**May 14-19:** At the special SICOB (Salon international d'Informatique, telematique, Communication, Organisation du bureau et Bureautique) show held at the CNIT (Centre des Nouvelles Industries et Technologies) in Paris – La Defense, France, Atari featured the 600XL/800XL product line. (L'Atarien #4 page 21)

**May:**

- Atari Products Co. Applications Software and Telecommunications Products Group manager Sherwin Gooch departed the company,
- Earl Rice, previously Manager, Users' Group Support, Consumer Product Service (CPS), became 1450XLD project manager, replacing Sherwin Gooch in the role,
- Mark Cator was promoted to Manager, Users' Group Support, replacing Earl Rice in the role. He would be reporting to manager of Product Support Bill Bartlett.

**May 22:** Publication date of the Atari Learning Systems New Products Bulletin, introducing:

- AtariLab Starter Set (versions for Apple II, C-64; never shipped),
- Escape ("Interpreting graphs the fun way"; platform(s) unspecified; never shipped),
- Find It! (Atari XL, C-64, Apple II, IBM PC; never shipped),
- First Aid... The ABC of CPR (Edunetics; Atari XL; never shipped),
- Green Globes (Atari XL, Apple II; never shipped),
- LabMate Home Edition Ages 14-15 (book for AtariLab Starter Set; never shipped),
- LabMate Home Edition Ages 9-13 (book for AtariLab Starter Set; never shipped),
- LabMate School Edition Elementary (books for AtariLab Starter Set; never shipped),
- LabMate School Edition High School (books for AtariLab Starter Set; never shipped),
- LabMate School Edition Jr. High (books for AtariLab Starter Set; never shipped),
- Simulated Computer II (Atari XL, C-64; never shipped),
- Telly Turtle (Atari XL, C-64, Apple II, IBM PC/PCjr; never shipped),
- The Learning Phone (previously: Atari PLATO; would be shipped by Atari, Corp. in 1986),
- Wheeler Dealer (Atari XL, C-64, Apple II, IBM PC/PCjr; never shipped),
- Yaacov Agam's Interactive Painting (Atari XL, IBM PC; never shipped).

**May 22:**

- Dennis Groth, previously Atari EVP, would become President of Atari International Marketing, replacing Atari International President Anthony Bruehl (Anton Bruehl) who had departed the company. (Wall Street Journal 22-May-1984),
- Also in the Atari International division: Stephen M. Race, previously VP Marketing and communications, would be promoted to Executive Director, marketing.

**May 24-25:** At MIDISoft '84, the first annual event sponsored by IMA (the International MIDI Association) held at the Mark Hopkins Hotel in San Francisco, California, Hybrid Arts introduced MIDIMate for the Atari 800 or 800XL computer.

**May 28:** Media report that Atari was shuttering its Atari-Wong manufacturing plant in Hong Kong and terminating a purchasing accord there with its primary supplier of home computers, Chelco Sound. (Electronic News 28-May-1984 as referenced in Electronic News 4-Jun-1984)

Atari-Wong had been the producer of almost all Atari video games and home computers sold in the international market over the last year. Production of the 600XL was currently suspended. 800XL production would continue exclusively at Atari Taiwan Manufacturing Corp. (ATMC). The dealer price for the 800XL had been cut to \$217 (previous dealer price: \$280, corresponding with the previous retail price of \$399). (Electronic News 4-Jun-1984)

**June 1:** David Evans, previously product director at Atari Elektronikvertriebs GmbH in West Germany, became head of marketing (product management director) for Atari International, in part replacing departed VP Marketing & Product Management Christopher P. Deering. David Evans would report to Executive Director for Marketing Stephen M. Race.

**June 3-6:** At the Summer Consumer Electronics Show (CES) in Chicago, Illinois, Atari introduced the MindLink System, comprised of: infra-red transmitter, receiver, head band, and one software cartridge.

Atari introduced or again promised (due Summer/Fall 1984):

- Ballblazer (would be shipped by Epyx in 1985),
- Crystal Castles (would be shipped by Atari Corporation in 1989),
- Final Legacy (previously: The Legacy; would be shipped by Atari, Corp. in 1985),
- Hobgoblin (Atari Advanced Games Group; later: Habitats; never shipped),
- Jr. Pac-Man (by Bally-Midway; never shipped),
- The Last Starfighter (would be shipped by Atari, Corp. in 1986 as: Star Raiders II),
- Millipede (would be shipped by Atari, Corp. in 1985),
- Moon Patrol (would be shipped by Atari, Corp. in 1985),
- Rescue on Fractalus! (would be shipped by Epyx in 1985),
- Track & Field (with Arcade Controller; by Konami; would be shipped by Atari, Corp. in 1985),
- Elevator Action (by Taito; never shipped),
- Stargate (by Williams Electronics; never shipped),
- Crime Lab (never shipped - Video Game Update Jul-1984 page 64 sole source),
- This Is Ground Control (Futuremakers series; due Sept. 1984; never shipped),
- Through the Star Bridge (Futuremakers series; due Sept. 1984; never shipped). (Video Game Update 7/84 page 64).

Also announced/previewed/again promised (due in 1985):

- Captain Hook's Revenge (never shipped),
- Letter Tutor (never shipped),
- Mario Bros. (would be shipped by Atari Corporation in 1988),
- Pole Position II (by Namco; never shipped),
- Proofreader (previously released via APX as: Atspeller for AtariWriter; would be shipped by Atari, Corp. in 1986),
- Sky Writer (would be shipped by Atari, Corp. in 1985),
- Word Tutor (never shipped).

Also announced/previewed: Garfield on the Run (Atari Advanced Games Group; never shipped).

Atari Learning Systems introduced or again promised (due summer/fall 1984):

- AtariLab Light Module (would be shipped by Atari, Corp. in 1985),
- Escape (never shipped),
- Green Globbs (never shipped).

(Video Game Update Jul-1984 page 64)

Atari Learning Systems also previewed (due in 1985):

- Find It! (never shipped),
- First Aid... The ABC of CPR (Edunetics; never shipped),
- Simulated Computer II (never shipped),
- Telly Turtle (never shipped),
- Wheeler Dealer (never shipped).

(Analog #22 page 49)

Privately previewed: the (revised) 1090 XL Expansion System (previously: Expansion Box; to ship with one XL 64 KiB RAM Card).

Atari also announced they had "begun developing ties with independent firms to create software for a new high-end computer for introduction in the second half of 1984." The new machine (unnamed; previously: 1450XLD), previewed privately to software developers, was to include "a built-in, double-sided, dual density floppy disk drive that stores 352 KiB of RAM... (that) operates five times faster than a floppy disk drive previously planned in a computer announced a year ago (the old 1400 series)."

Also to be built-in: a 300 baud modem, telecommunications software and a mini-database called The Grapevine, an enhanced speech synthesis chip (upgrade from the old 1400 series), and 64 KiB RAM. While the larger-capacity built-in floppy disk drive would not be supported by DOS 3, it would be supported by the new "QDOS".

At Atari Products Co.:

- Dave Ruckert remained head of marketing (EVP Marketing) (Wall Street Journal 4-Jun-1984),
- Philip C. Restaino was SVP, games and computer marketing. (New York Times 4-Jun-1984; San Francisco Chronicle 16-Apr-1986). Philip C. Restaino had additionally assumed computer marketing from VP Computer Hardware & Software Fred Simon who had departed the company,
- West Shell III, previously Director of Software Marketing – home applications and AtariSoft, then reporting to Fred Simon – had become Director of Computer Marketing, now reporting to Philip C. Restaino. He would be replacing John H. Hahn who had departed the company. (Electronic News 4-Jun; AdWeek 9-Jul-1984),
- Atari Learning Systems (Linda S. Gordon, SVP Education), remaining responsible for educational and children's software development and marketing/sales for the educational community and for the home consumer market, had additionally assumed responsibility for marketing and product design for home applications for Atari home computers,
- David S. Wilson and Bill Bartlett of Customer Service, Consumer Product Service (CPS) had departed the company. (San Leandro Computer Club Jun-1984).

**June:** Atari 1450XLD product manager (marketing) Thea Cain had departed the company. (San Leandro Computer Club Jul-1984)

**June:** Atari released the Atari BASIC REV. C cartridge, offered through Atari Customer Service, free to 600XL/800XL owners still within warranty. (San Leandro Computer Club Jul-1984 page 3)

**Month?:** Exidy released the Max-A-Flex coin-operated arcade conversion system, along with four games for the system, all developed by First Star Software: Astro Chase, Boulder Dash, Bristles, Flip and Flop. The Exidy Max-A-Flex utilized an embedded Atari 600XL system. (My Atari Magazine, January 2003.)

**July 1-August 25:** Third and final year of Atari Computer Camps. Camps were scheduled and held at 2 locations:

- "Camp Atari – New England"  
at the Stoneleigh-Burnham School in Greenfield, Massachusetts,
- "Camp Atari – Poconos"  
at East Stroudsburg State College in Pennsylvania.

**July 2:** Warner Communications Inc. and Tramel Technology, Ltd. (statement by Chairman Jack Tramiel) jointly announced the acquisition by Tramel Technology of the Atari, Inc. home video game and computer businesses.

The transaction included an inventory of 100,000 XL computers.  
(Current Notes Sep-1984 page 10)

**July 5-6:** Tramel Technology hired approximately 300 of the existing Atari, Inc. domestic consumer and home computer division employees. (InfoWorld 30-Jul-1984)

Among key marketing and advertising executives, the lone holdovers were expected to be West Shell III – Atari, Inc. Director of Computer Marketing – and Bryan Kerr – Atari, Inc. Group Product Manager, AtariSoft product line. (AdWeek, 9-Jul-1984)

Systems engineer Phil Suen would be Director of Engineering - XL family computers.

Additional engineers and technicians included:

- Dan H. Kramer
- David Owen Sovey
- Gary Rubio
- George Kulcher
- George Nishiura
- Jim Tittsler
- John Hinman
- John Honig
- Jose A. Valdes
- Lane Winner
- Michael Wooding
- Mike Barall (Michael Barall)
- Peter R. Ateshian
- Randy Hoopai
- Songly Mu
- Vincent H. Wu

John Skruch (Atari, Inc. Operations Manager, Atarisoft Product Line) would also be a software product manager.

**July 11:** Tramel Technology, Ltd. filed a Certificate of Amendment to its Articles of Incorporation changing the corporate name to: Atari, Corp.

**July 23:** Business week reported, "In just two weeks [Jack Tramiel] has fired 700 people at Atari's Sunnyvale offices and has axed several of Atari's current products, including the 7800 video game system and the \$150 Atari 600XL Home Computer."

Note: This was incorrect, Atari had just initiated a new production run of the 600XL NTSC version at Atari Taiwan Manufacturing Corp. (ATMC).

**July/August?:** In the UK Atari shipped: The Pay-Off.

**August 7:** Tandon Corp. announced it had reached agreement in principle for the sale of up to \$130.5 million in floppy disk drive and subsystem products to Atari Corp. Deliveries, which were subject to definitive purchase orders from Atari, had begun and were scheduled to continue through the first half of calendar 1985.

**August 13:** Date of internal Atari memo detailing plans for 5 new XL computers:

1. "XL": The 64 KiB 800XL with 3.5" floppy disk drive support and new DOS.
2. "XL/Writer": A 64 KiB computer with integral 80 column monochrome monitor, 3.5" floppy disk drive, letter quality printer, and word processing software.
3. "XL/CMOS": A portable 64 KiB computer with built-in word processor, 3.5" floppy disk drive support, new DOS and 40/80 column optional LCD.
4. "XL/M": An XL with AMY built-in. The music machine.
5. "XL/P": A 128 KiB RAM version of the XL.

In addition, a 3.5" floppy disk drive and a color monitor were planned.

- Phil Suen was Director of XL Computer Engineering,
- Thomas B. Brightman was VP Engineering.

[http://www.atarimuseum.com/computers/8BITS/XE/Engineering\\_13AUG84.pdf](http://www.atarimuseum.com/computers/8BITS/XE/Engineering_13AUG84.pdf)

**August:** Atari marketing director West Shell III departed the company to The Cooper Companies.

**August 25-26:** TariCon '84, the first Atari-only computer fair, was held at Southfield Civic Centre near Detroit, Michigan. Sponsored and organized by two User Groups - CHAOS (Ike Hudson of the Capitol Hill Atari Owners Society) and MACE (Mike Lechkun of the Michigan Atari Computer Enthusiasts). About 1,800 attended. (Atari did not attend.)

**August 27:** Atari, Corp. stated, "Atari plans to manufacture and supply the Atari 800XL family computer, satisfying the overwhelming and increased demand for that product with aggressive, competitive pricing through the end of 1984." Atari said that it had already lowered the wholesale price for the 800XL (without providing specifics).

**Summer/Fall?:** The Atari Adventure at the Northwest Plaza in St. Ann (suburban St. Louis), Missouri, was closed.

**September 1:** The new US retail price for the 800XL was \$179. (Associated Press 13-Nov-1984; Washington Post 13-Nov-1984)

**September 1:** In the UK, Atari cut all prices, including the 600XL by 60 GBP, from 159.99 GBP to 99.99 GBP, and the 800XL by 50 GBP, from 249.99 GBP to 199.99 GBP.

(Popular Computing Weekly 16-Aug-1984; The Times 21-Aug-1984 page 17; The Guardian (London) 6-Sep-1984)

In France, Atari would reduce the 800XL by 1,000 FRF to 2,199 FRF.

**September 6:** UK Media report that Atari 600XL (PAL version for UK) was discontinued. (Popular Computing Weekly 6-Sep-1984)

**September 9:** Date of internal Atari memo detailing plans for 3 new XL computers, with each new machine representing a step forward in cost reduction:

1. "800XLF" incorporating FREDDIE
  - o SECAM version due Oct-1984; NTSC/PAL versions due Nov-1984
2. "900XLF" incorporating a new keyboard and housing design
  - o NTSC/PAL versions due Dec-1984; SECAM version due Feb-1985 (would ship as: 65XE)
3. "900XLKF" incorporating KERI (function of ANTIC+GTIA+POKEY)
  - o NTSC/PAL versions due Jan-1985 (SECAM version not planned)

A new cost-reduced 1050 compatible floppy disk drive was also planned:

- Either 3.5" or 5.25"; 163 KiB capacity; 38.4 Kbps transfer rate

<https://preview.tinyurl.com/yarxqgyd>

**September 11:** Atari Games, Inc. (the former Atari, Inc.) was awarded US patent 4,471,463 for 6 claims by inventors Steven T. Mayer, Jay G. Miner, Douglas G. Neubauer, and Joe Decuir (Joseph C. Decuir) regarding their "Data processing system with programmable graphics generator" (the Atari 400 & Atari 800 hardware platform).

**September 11:** Atari Games, Inc. (the former Atari, Inc.) was awarded US patent 4,471,464 for 15 claims by inventors Steven T. Mayer, Jay G. Miner, Douglas G. Neubauer, and Joe Decuir (Joseph C. Decuir) regarding their "Data processing system with programmable graphics generator" (the Atari 400 & Atari 800 hardware platform).

**September:** Atari discontinued production of the 600XL computer.

**September 20:** Neil Harris, previously of Commodore International (software division), joined Atari as manager of publications (incorporating user group support).

**September 25:** Rather than halt production of Atari's 800XL Home Computer and its 2600 video-game player, as many had expected, Atari has significantly expanded production of the two products, Sam Tramiel said (interviewed in Taipei by the Dow Jones Service). "In January, Atari will introduce a second low-priced computer that will run games and software made for the predecessor product." (The Globe and Mail, Canada)

**October 9:** Date of Atari internal draft specification document for a "900XLA" computer (earlier: "XL/M"; later: 65XEM). The document contrasted the "900XLA" with the forthcoming "900XL" computer (which would ship as: 65XE).

<https://atariage.com/forums/topic/78378-atari-900xla-product-spec/>

**October 22:** Atari software engineer (XL operating systems, including XL disk drive controller) Mike Barall (Michael Barall) had departed the company and established Invisible Software, Inc.

**October 26:** In the UK Atari now offered the 800XL for 169 GBP. (The Times 26-Oct-1984 page 9).

**November 1:** In Canada, Irwin Toy ended its role as exclusive distributor of Atari computers, having been supplanted in the role by the newly-established Atari (Canada) Corp.

The price of the 800XL was being cut to below C\$200 (previously: C\$400)

The 600XL was to be priced at under C\$100 (previously: C\$250-C\$300).

(Winnipeg Free Press 16-Nov-1984)



**November 13:** Atari held a press conference proclaiming "The New Atari Corp." at company headquarters in Sunnyvale, California. The company currently offered the 800XL computer, price now reduced from \$179 to \$119. Two new 8-bit computers, compatible with the 800XL, were to be introduced at the January 1985 CES.

**November:** In France, P.E.C.F. Atari shipped the 800XL SECAM version (2,499 FRF). Also remaining available: 800XL PAL version (2,199 FRF), 600XL PAL version (1,599 FRF). (L'Atarien #5 page 19; L'Atarien #7 page 33 for date)

**November 19:** In the US, Atari had launched a print campaign in major market newspapers to support holiday price cuts on the 800XL. Full-page ads carried the theme, "The powerful personal computer so affordable even Scrooge would have given it." Bryan Kerr was Atari marketing manager. (AdWeek)

**November/December:** Ongoing production of the Atari 1050 floppy disk drive was shifted from Atari-PCI Enterprises Pte. Ltd. in Singapore to Atari-Wong Co. in Hong Kong. (AWC had been inactive since Jun-1984.)

**December 6:** Atari had held an early December press conference in Frankfurt, West Germany proclaiming "The New Atari Corp." to the UK and Europe. Atari announced the price of its 800XL Home Computer in West Germany was reduced from 648 DEM to 499 DEM, with similar cuts in the UK (from 169 GBP to 129 GBP) and across Europe.

The new Atari product line was to include four 8-bit models:

1. A 65XE (to be equivalent to the 800XL which would be discontinued; the 600XL would also be discontinued),
2. A 128 KiB version of the 65XE (would ship as: 130XE),
3. A "strong music" version of the 65XE (65XEM; never introduced),
4. A version of the 65XE with built-in floppy disk drive and monitor (65XEP; never shipped).

**December 8:** Atari participated in the Children's Holiday Celebration, a fund-raising event for the Scholarship Fund of the Children's Health Council (CHC). Atari loaned 24 Atari 800XL computers to the event's coordinators. The systems were then rented to participants, proceeds to the Scholarship Fund. Two of the 800XLs and 1,000 T-shirts were donated by Atari to the organization.

"The 800XL has sold almost 500,000 units through 1984" – Atari's Sigmund Hartmann, Atari Explorer, Summer 1985, page 33.

"By the end of 1984, the Atari 800XL will have sold more than 600,000 units since its introduction more than a year ago, according to Kenneth Lim of Dataquest, a market research firm in San Jose." InfoWorld 7/14-Jan-1985.

# 1985

**January 5-8:** At the International Winter Consumer Electronics Show (CES) in Las Vegas, Nevada, under the banner "Power Without the Price" Atari introduced new personal computers:

- Atari 65XE ("under \$120"),
- Atari 130XE ("well under \$200"),
- Atari 65XEP ("under \$400"; never shipped).

The XE computers would run the Atari OS as found in the Atari 800XL which would be phased out.

Atari introduced:

- XM128 80-column Monitor ("under \$100"; never shipped),
- XC1411 Color Monitor ("under \$300"; never shipped),
- XTM201 Printer (sample unit labeled STM504; "under \$100"; never shipped),
- XTC201 Printer ("under \$100"; never shipped),
- XMM801 Printer ("under \$200"),
- XDM121 Printer ("under \$200"),
- XM301 Modem ("under \$50").

Atari featured the 1025 and 1027 Printers and the 1050 Floppy Disk Drive with DOS 2.5.

Atari previewed: XF521 5.25" Floppy Disk Drive (130 KiB; expected to eventually replace the 1050; never shipped).

Software introduced:

- AtariLab Light Module (previously introduced by Atari, Inc.),
- AtariWriter Plus,
- Infinity (by Matrix Software; never shipped),
- Music Painter (by Atari/Carousel Software),
- Proofreader (previously introduced by Atari, Inc.),
- Silent Butler (by Atari/Silent Butler Software),
- The Learning Phone (access software for the PLATO Homelink Service; previously introduced by Atari, Inc.).

Announced (but not shown): Shopkeeper (6 module series by CodeWriter; never shipped), Atari Tutorial (never shipped), and two games previously introduced by Atari, Inc.: Crystal Castles, Mario Bros.

Several games previously introduced by Atari, Inc. were featured:

- Final Legacy,
- Millipede,
- Moon Patrol,
- Sky Writer,
- Track & Field.

(SPACE Jan-1985; Analog #28; Analog #29; Antic Apr-1985)

**Winter:** In France, P.E.C.F. Atari released La Chasse aux Fautes (et La Course aux Hapax) and Calcul Algebrique.

**Winter:** Atari VLSI design engineer Peter R. Ateshian departed the company to Silicon Design Labs.

**February 1:** In the US, the suggested retail price for the Atari 800XL was reduced to \$99 (previously: \$119). (Wall Street Journal 19-Feb-1985)

**February?:** With the conclusion of a production run of the Atari 1050 floppy disk drive, the Atari-Wong Co. (AWC) joint manufacturing venture with Wong's Electronics Co., Limited in Hong Kong was discontinued.

**February:** First issue of Atari Explorer, published by Atari manager of publications Neil Harris.

**February:** Retail prices from Atari France: 800XL SECAM: 1,700 FRF; 1050: 2,600 FRF; 1027: 2,600 FRF.

**March 5:** At the San Leandro Computer Club, Atari pledged the XE would ship in April. Regarding the 65XEP, Atari had "postponed plans to produce an 8-bit portable computer, due to lack of interest."

Regarding the 65XEM, "plans for an XEM 8-bit music computer have been postponed indefinitely due to problems with finalizing the AMY sound chip."  
(SPACE Apr-1985; Current Notes, Apr-1985, page 19)

**March 30:** At the first meeting of the Atari Worldwide User Network (WUN), held at the office of Antic (magazine) in San Francisco, California, Atari announced that:

- The 130XE had just shipped in the US (\$149),
- The 65XE was currently being shipped in Canada,
- DOS 2.5 (OSS) was now shipping with 1050 floppy disk drives (replacing DOS 3) and would be also be distributed as freeware.

**March 30-April 2:** At the 10<sup>th</sup> West Coast Computer Faire at the Moscone Convention Center in San Francisco, California, The San Leandro Computer Club (SLCC) and the Atari Bay Area User's Computer Society (ABACUS) both displayed 130XE units supplied by Atari, their first showing to the general public.

**Winter/Spring:** For the XL/XE Atari released:

- AtariLab Light Module,
- Final Legacy,
- Millipede,
- Moon Patrol,
- Sky Writer,
- Track & Field (with Arcade Controller).

(Atari Explorer Summer 1985 page 41)

**April:** Atari released DOS 2.5 as freeware via the CompuServe Atari SIG.

**April:** Atari discontinued production of the 800XL computer.

**April:** John Skruch was (software) product manager, XL/XE line.

**April 17-24:** Atari introduced the 130XE to West Germany and featured the 800XL at the Hannover Messe (Hanover Trade Fair). (No 65XE or 65XEM were shown.)  
Also featured: the XMM801 and XDM121 Printers.

**April 19:** Atari Holdings, Inc. (the former Atari, Inc.) transferred ownership of the four US Patents 4,296,476 & 4,435,779 & 4,471,463 & 4,471,464 (collectively, the Atari 400 & Atari 800 hardware platform) to Atari, Corp.

**April 22:** Atari shipped the 130XE in the UK (169.90 GBP). (News Bytes for date; Popular Computing Weekly 25-Apr-1985)

**Spring?:** For the XL/XE, in the UK and Europe, Atari shipped the 1029 Printer.

**Spring:** In France, using the AtariSoft label, Atari released: Nostradamus, L'Enigme du Triangle.

**May 6-9:** At the Spring Computer Dealers Exposition (COMDEX) show at the Georgia World Congress Center in Atlanta, Georgia, Atari said the 800XL and 130XE were available for mass retailers and that they expected the 800XL to sell widely through toy retailers for Christmas 1985.

**May:** First issue of the UK's Atari User magazine, published by Database Publications.

**May 30:** In Italy, Atari Italia S.p.A. launched the 130XE (380.000 ITL), and also offered the 600XL (149.000 ITL) and 800XL (299.000 ITL). (MC microcomputer #42 page 105)

**June 2-5:** At the Summer Consumer Electronics Show (CES) in Chicago, Illinois, Atari featured the XM301 Modem, introduced The Professional (VIP Software; never shipped), GEM Desktop (VIP Software; never shipped), and Home Astronomer (by Atari/Deltron; would ship as: Atari Planetarium), and featured AtariWriter Plus and Silent Butler.

**June:** Atari France retail price for the 130XE SECAM: 1,990 FRF.

**Months?:** In the UK, using the AtariSoft label, the Atari Software Products Division released on diskette: Software Pack (The Home Filing Manager + The Pay-Off / Paint), and re-released on cassette: The Lone Raider, Chess, Eastern Front (1941), European Countries and Capitals, An Invitation to Programming.

**July 11/17:** Atari's XE computer range included the 130XE, available in the UK, Europe, and North America, and the 65XE, available in Canada. (Popular Computing Weekly page 5).

**Summer:** In place of the canceled 6-module Shopkeeper series, Atari had acquired distribution rights from CodeWriter for:

- FileWriter,
- ReportWriter,
- MenuWriter,
- CodeWriter (FileWriter + ReportWriter + MenuWriter),
- Accounts Receivable System / Accounts Payable System (two packages in one),
- AdventureWriter,
- Home Integrator,
- Retail Invoice,
- Salesmans Expense,
- Small Business Inventory,
- Star Voyage Series: Star Voyage 1 - Star Voyage 2.  
(Atari Explorer Summer 1985 page 41).

**Summer:** In France, using the AtariSoft label, Atari released: Cameleon, Promoteur.

**September 4:** Atari introduced the 130XE to the UK at the Personal Computer World (PCW) show in London, UK.

**October?:** A new production run of the Atari 1050 floppy disk drive commenced in Singapore by Atari-PCI Enterprises Pte. Ltd. This instead of Atari producing the announced XF521.

**November:** Atari shipped AtariWriter Plus, which was designed and programmed from scratch by William Robinson (the core word processor), Ron Rosen (Mail Merge module), and R. Stanley Kistler (Proofreader module) for Micro Fantasy, for Atari. Manual by Jeffrey D. Bass. Package included a version for 48 KiB/64 KiB Atari computers as well as a version supporting the 128 KiB RAM of the 130XE.

**November 20-24:** At the 7<sup>th</sup> annual Fall Computer Dealers Exposition (COMDEX) in Las Vegas, Nevada, Atari exhibited the 130XE. Notably, Atari presented a display consisting of an Atari 520ST, a Commodore Amiga, an Apple Macintosh, and an Atari 130XE, all running versions of the famous Amiga Boing Ball demo program.

Atari promoted: the XM301 Modem, The Learning Phone, AtariWriter Plus, Proofreader, Silent Butler, Music Painter (previously: Song Painter)

**December:** Atari shipped the XM301 Modem.

**December:**

- Bryan Kerr, previously Atari marketing manager, would become Director of Marketing / Computer Products,
- Neil Harris, previously Director of Communications, Marketing Dept., would become hardware products manager, replacing Bryan Kerr in the role.

**December?:** Production of the Atari 1050 floppy disk drive ended, and the Atari-PCI Enterprises Pte. Ltd. joint manufacturing venture in Singapore was discontinued.

Atari's 8-bit user base in the UK has now reached 400,000 ... close to 100,000 of the [discontinued 800XL] are believed to have been sold during the run up to Christmas alone. (Atari User Feb-1986 page 9)

# 1986

**January 9:** At the Winter Consumer Electronics Show (CES) in Las Vegas, Nevada, Atari announced (but did not show) the XC11 Program Recorder, previewed Star Raiders II (disk), and featured: Silent Butler, Music Painter, Home Astronomer (to ship as: Atari Planetarium), AtariWriter Plus.

Also, both the 130XE and 65XE were to be marketed in the US in bundles; the \$399 130XE bundle would include: Mouse (STM1), Printer (1027), Floppy disk drive (1050) and five software titles: Silent Butler, Star Raiders, Music Painter, Paint, AtariWriter.

**Winter:** Atari shipped The Learning Phone – Access Software cartridge for the PLATO Homelink Service from Control Data Corporation (CDC) – designed at Atari by Vincent H. Wu. The Atari PLATO project had been in development at Atari, Inc. since 1981.

**Winter:** In the UK Atari shipped the XC11 Program Recorder. (Atari User Mar-1986 page 7)

**February:** Cover date of Issue #10, the final issue of L'Atarien magazine from Atari France.

**February:** Atari France retail prices: 130XE SECAM: 1,490 FRF; 1010: 490 FRF; 1050: 1,490 FRF; 1029: 1,490 FRF.

**March 7-9:** At the (first) Atari Computer Show (ACS) sponsored by Atari User magazine at the Novotel, Hammersmith, London, UK (the first Atari-specific exhibition to be held anywhere in the world), Atari previewed an "80-column adapter" (would ship as: XEP80) and introduced the XC11 Program Recorder.

**March 12-19:** At CeBIT '86 in Hannover, West Germany – this was the first year that CeBIT was held separately from the Hannover Messe (Hanover Trade Fair) – Atari again previewed an 80-column card (XEP80), previewed a 3.5" Floppy Disk Drive (XF351; never shipped), and previewed a new DOS (later: ADOS; would ship as: DOS XE).

**March:** Atari shipped the 65XE (US release; \$99.95) and shipped: Proofreader, Silent Butler (Ted A. Goldstone; shipped with order form for Silent Butler Checkholder from Silent Butler Software), Music Painter.

**April:** The Winter 1986 issue of Atari Explorer would be the last published in-house at Atari by Neil Harris, editor David Duberman, and their team.

**April 28-May 1:** At the Spring Computer Dealers Exposition (COMDEX) show in Atlanta, Georgia, Atari showed the XMM801 Printer, again previewed an 80-column card (XEP80), again previewed a 3.5" Floppy Disk Drive (XF351), and showed software including Star Raiders II. Atari also previewed a 1,200 bit/s modem for XE or ST (would ship as: SX212).

**Spring:** Atari shipped the XMM801 Printer and Atari Planetarium.

**May 30:** Atari had established the subsidiary, Atari Explorer Publications, Corp. Atari announced that David H. Ahl and Betsy Staples (Elizabeth B. Staples), both formerly of Creative Computing, would be taking over publication of Atari's Atari Explorer magazine, replacing Neil Harris in the role, who was now Atari hardware products manager.

**June 1-4:** At the Summer Consumer Electronics Show (CES) in Chicago, Illinois, Atari introduced the XEP80 Interface, introduced Star Raiders II, and also featured the XMM801 Printer, Atari Planetarium, and Silent Butler.

Atari also announced/showed a Hayes-compatible 1,200 bit/s modem for ST/PC/XE ("XM 1200"?; would ship as: SX212) to ship by late summer 1986. (Info World 16-Jun-1986 page 22)

**July:** Atari shipped Star Raiders II.

**July:** Atari and Hybrid Arts placed a full-page advertisement featuring the 1040ST, 520ST, and 130XE computer systems in the July issues of Keyboard and Musician magazines.

**Summer:** Atari shipped the XC12 Program Recorder (UK/Europe).

**August:** Hi Tech Expressions announced that they and Atari were teaming up to provide computers and software in pediatric wards of hospitals in 10 US cities for Christmas 1986. Atari would donate 28 Atari 130XE computers, along with printers and joysticks, while Hi Tech Expressions would provide its complete line of greeting-card and novelty software, including PartyWare, HeartWare, and Jingle Disks. (News Bytes)

**September 3-7:** At the 9<sup>th</sup> Personal Computer World (PCW) show in London, UK, Atari introduced the XEP80 and Star Raiders II to the UK.

**September 12:** Atari, Corp. filed a certificate of amendment to its articles of incorporation changing the corporate name to: Atari Corporation

**September/October:** First issue of Atari Explorer magazine produced by Atari Explorer Publications, Corp.

- Publisher: David H. Ahl,
- Editor: Betsy Staples (Elizabeth B. Staples),
- Senior Technical Editor: John B. Jainschigg.

**October/November:**

- Neil Harris, previously hardware products manager, would return to his prior role as Director of Marketing Communications,
- Arnold Waldstein, previously manager of channel marketing, became Director of Product & Channel Marketing, assuming hardware products management from Neil Harris.

**October 27:** John Skruch, previously software product manager, XE line, had become associate director for computer software.

**November 10-14:** At the Fall Computer Dealers Exposition (COMDEX) in Las Vegas, Nevada, Atari introduced the SX212 Modem (ST/XE/PC) and featured the XEP80 Interface.



**November 24:** Atari was testing a 30-second TV commercial in Boston and Philadelphia for its lower-price XE line of computers, using the new theme: "Technology so advanced, it's affordable" (Advertising Age)

**November 28-30:** At the Atari Christmas Show at the Royal Horticultural Hall, London, UK, Atari featured the XEP80.

German Atari Chairman Alwin Stumpf reported at CeBit 1987 in Hannover that Atari was surprised to sell 92,000 Atari XL computers in West Germany in 1986. (Happy Computer (magazine) - 2. Atari XL/XE Sonderheft, page 3, as quoted/translated by Andreas Koch)

# 1987

**January 8-11:** At the Winter Consumer Electronics Show (CES) in Las Vegas, Nevada, Atari previewed the XE game system, again previewed a 3.5" Floppy Disk Drive (XF351) and showed the XC11 Program Recorder.

**January:** Alex Leavens joined Atari as Technical Support Manager (online support). His assignments would specifically include support for the 8-bit computers.

**February:** Atari committed to releasing the XE game system. Atari associate director for computer software John Skruch would be software product manager for the XE game system. (Current Notes Dec-1987 / Jan-1988 page 17)

**February 15-18:** Atari introduced the XE game system at the American International Toy Fair in New York. The system would include console, keyboard, joystick (CX40), and video gun (XG-1 light gun), and would be bundled with "a sophisticated computer game requiring keyboard interaction" (Flight Simulator II), "a fast-action arcade-style game" (Missile Command), and "a new shooting game for the video gun" (Troubleshooter; later: Blast 'Em; would ship as: Bug Hunt).

**March 4-7:** At CeBIT '87 in Hannover, West Germany, Atari introduced the XE game system to Europe, announced BattleZone XE (previously announced/previewed by Atari, Inc. in 1983), and also announced a new XE-styled replacement for the recently fast-selling-out 800XL (would ship as: 800XE).

**March 24:** Atari announced that technical support manager Alex Leavens was no longer with the company.

**April 24-26:** At the Atari Computer Show (ACS), Champagne Suite & Exhibition Centre, Novotel, Hammersmith, London, UK, Atari introduced the XE game system to the UK (console: 80 GBP; keyboard: 40 GBP).

**May:** According to Atari, AtariWriter 80 (80-column XEP80 version of AtariWriter Plus) was to ship in June 1987 along with the XEP80 itself, and a new 80-column XEP80 version of Silent Butler (Silent Butler 80; never shipped) was to ship soon after that.

**May 29:** Atari announced the appointment of Clifford Slobod as Director of National Sales for its entertainment division. Clifford Slobod's experience included 13 years with Mattel. Clifford Slobod would be responsible for domestic sales of video game systems and software, and would manage the introduction of the new Atari XE game system.

**May 30-June 2:** At the Summer Consumer Electronics Show (CES) in Chicago, Illinois, Atari announced that, in addition to keyboard, joystick, and video gun (light gun), the XE game system would be bundled with Flight Simulator II (previously released by SubLOGIC), Missile Command (previously released on cartridge), and Blast'Em (previously: Bug Hunt; before that: Troubleshooter; would ship as: Bug Hunt).

Atari introduced 14 XE cartridges:

- Archon (by Free Fall Associates; previously released by Electronic Arts),
- Ballblazer (by Lucasfilm; previously released by Epyx),
- BattleZone (by Atari),
- Blue Max (by Broderbund; previously released by Synapse),
- Crossbow (by Exidy),
- David's Midnight Magic (previously released by Broderbund),
- Fight Night (previously released by Accolade),
- Food Fight (by Atari),
- Hardball! (previously released by Accolade),
- Lode Runner (previously released by Broderbund),
- One-on-One Basketball (previously released by Electronic Arts),
- Rescue on Fractalus! (by Lucasfilm; previously released by Epyx),
- Star Raiders II (by Atari; previously released on disk),
- Touchdown Football (previously released by Electronic Arts; XE cartridge never shipped).

Atari said they were additionally developing "two new shooting games" as well (would ship as: Barnyard Blaster, Crime Buster).

Further titles announced for later release:

- Choplifter! (previously released by Broderbund),
- Commando (by Capcom; never shipped),
- Desert Falcon,
- GATO (by Spectrum Holobyte).

Also, Atari introduced the XF551 Floppy Disk Drive with ADOS (would ship as: DOS XE), featured the SX212 and introduced/announced SX Express!, featured the XEP80, and featured Atari Planetarium. (Current Notes Jul/Aug-1987 pages 13-14)

**Summer:** Atari shipped the XDM121 Printer.

**August:** Newspaper wire story on Las Vegas, Nevada attractions: Atari Adventure Center, Caesars Palace and Riviera Hotels. Designed for the hotels by Atari and featuring more than 50 games...charge for most games. Atari 800 computers may be played at no charge for those who want to test geography and spelling skills. Open 24 hours daily.

**September:** Atari shipped the SX212 Modem.

**September 16-21:** At SMAU '87 (Salone Macchine e Attrezzature per l'Ufficio, or Office Machinery and Equipment Exhibition) in Milan, Italy, Atari featured the 130XE (259.000 ITL) and XE 4002 (XE System/XC12 package) (320.000 ITL). The XE 4002 package never shipped: the XE 4001 package would ship in Italy instead.

**September/October:** Atari shipped the XEP80 Interface.

**September/October:** Atari shipped the XE game system in late September, and it reached most dealer shelves by mid-October, retail price \$150. XES4001 package included: Missile Command and Atari BASIC on ROM, keyboard, Joystick (CX40), Light Gun (XG-1), Bug Hunt (previously: Blast 'Em) cartridge, Flight Simulator II cartridge.

**October 23:** Nintendo of America Inc. requested a preliminary injunction against Atari Corporation in US District Court, protesting that two Atari television commercials were false and misleading. The first commercial claimed the XE played hundreds of games while Nintendo's NES played only 80. Nintendo said the Atari claim was inflated because it was based in part on older games now hard to find. The second commercial stated the XE played both disk and cartridge games while the Nintendo played only cartridge games. While the commercial acknowledged the disk drive for the XE must be purchased separately, Nintendo said the claim was misleading because the disk drive was expensive and hard to find.

**October 24-25:** Atarifest '87 at Fairfax High School, Fairfax, Virginia. (Current Notes Dec-1987 pages 14-17)

**Fall:** For the XE Atari shipped: Lode Runner (by Chuck Peavey) (Computer Entertainer Dec-1987 page 11), Archon.

**December 15:** The Honorable Robert P. Aguilar, United States District Judge, Northern District of California, denied the October 23, 1987 request by Nintendo of America for a preliminary injunction against the Atari television ads comparing Atari's XE game system with the Nintendo Entertainment System. The court ruled that the advertisements did not violate the Lanham Act.

**December:** Atari shipped:

- Ballblazer,
- Barnyard Blaster (by K-Byte),
- Blue Max (by Sculptured Software),
- David's Midnight Magic,
- Hardball! (by Sculptured Software),
- Rescue on Fractalus!,
- Star Raiders II.

(Computer Entertainer Jan-1988 page 14)

**December?:** Atari shipped the XF551 Floppy Disk Drive (with DOS 2.5).

**December 31:** From the Atari Annual Report: "In Czechoslovakia, the German Democratic Republic, and Poland the Atari 800XE and 65XE computers have gained brand dominance and are among the most popular systems being sold in these countries."

Atari sold 100,000 XE game systems in the US at Christmas and did not meet demand (Antic May-1988, page 39)

Atari "claims more than 2 million XE game systems sold in 1987." (Compute! magazine, May-1988)

In 1987 Atari sold 4,600 8-bit computers to East Germany and 10,500 to Czechoslovakia. (Reuters 14-Mar-1988)

# 1988

**January:** Atari shipped: BattleZone (by Ken Rose) (Computer Entertainer Jan-1988 page 14)

**January:** Optimized Systems Software (OSS) was merged into ICD.

**February 8-17:** Atari featured the 2600, 7800 and XE game system at the 85<sup>th</sup> American International Toy Fair in New York.

**March:** For the XE Atari shipped: Fight Night (by Sculptured Software), One-on-One Basketball (by Sculptured Software) (Computer Entertainer May-1988 page 9).

**Winter/Spring:** For the XE Atari shipped: Lode Runner (Chuck Peavey), Archon (see manual printing dates).

**April:** Atari shipped: GATO (by Xanth F/X) (Computer Entertainer May-1988 page 9).

**Spring:** Atari shipped the SX Express! disk software package for use with the SX212.

**May 9:**

- Arnold Waldstein, previously Atari Director of Product & Channel Marketing, remained Director of Channel Marketing,
- Neil Harris, previously Atari Computer division Director of Sales & Marketing for the East and Midwest Regions, had become Atari Computer division Director of Product Marketing. (The Atari Forum vol. 1 no. 2), essentially re-assuming the role from Arnold Waldstein.

**June 4-7:** At the Summer Consumer Electronics Show (CES) in Chicago, Illinois, (booth 9405) Atari featured the XE game system (\$149.95).

New XE titles ("more than 19") would include:

- Ace of Aces (previously released by Accolade),
- Airball (by MicroDeal),
- Choplifter!,
- Commando (never released),
- Crime Buster,
- Crossbow,
- Crystal Castles,
- Dark Chambers (by John Palevich),
- Desert Falcon,
- F-16 Fighting Falcon (by Nexa; never shipped),
- Food Fight,
- Into the Eagle's Nest (by Pandora),
- Jinks (Rainbow Arts; by Softgold via GO! Media Holdings; never released by Atari; would be released by AMC-Verlag in 1991),
- Karateka (previously released by Broderbund),
- Mario Bros.,
- Mean 18 Ultimate Golf (by Accolade; never released),

- Nebulus (Hewson; never released),
- Necromancer (by Bill Williams; previously released by Synapse),
- Summer Games (previously released by Epyx),
- Ultimate Driving (later: Fatal Run; never shipped).

Atari featured no computers at the show.

**June 21:** Date of "Specification for Super XE Game Machine" document by Atari and Ricoh. VP Advanced Technology Shiraz M. Shivji signed for Atari.

(<http://atariage.com/forums/topic/287546-super-xe-game-machine/>)

This project did not lead to any product announcement.

**September 23:** Atari engineering technician Art Morgan, previously desktop publishing project manager, would become technical marketing manager, essentially replacing Atari Computer division Director of Product Marketing Neil Harris who departed the company to General Electric Information Services – GENie.

**October 1, 1988 through September 30, 1989:** "Atari Advantage" promotion program by Atari (US) for the 2600, 7800, and XE. Collect 5 cartridges for a free Atari T-shirt; 15 cartridges for a free cartridge; or 25 cartridges for a 7800 for \$25 or for an XE game system or XE disk drive for \$50, and "enter an essay writing contest to win an expense-paid 7-day/6-night trip for you and a guest to California. Visit some of California's top tourist attractions including a day at Atari headquarters (near San Francisco) to see how video games are designed."

**October?:** Atari published the XE "Atari Advantage" catalog/poster. "Coming Soon": Crystal Castles, Thunderfox, Crossbow, Into the Eagle's Nest.

**November:** Final issue of the UK's Atari User magazine. The name would be sold to rival UK magazine publisher Page 6.

**November:** Atari announced the US availability of the XES2001 Light Gun + Bug Hunt package.

**November/December:** In the US, through Dec. 31, Atari offered a \$50 rebate for the purchase of an XE game system.

**December 31:** From the Atari Annual Report: "Our XE line of 8-bit computer systems is extremely popular throughout Eastern Europe, and most recently, has begun to appear on retail shelves in the Soviet Union."

Atari sold 500,000 Atari 800XL units in West Germany in 1988. (Bajtek Feb-1989, page 7; thanks Tomasz Krasuski)

# 1989

**January 7-10:** Atari's Entertainment division exhibited in a suite of rooms at the Dunes Hotel near the Winter Consumer Electronics Show (CES) in Las Vegas, Nevada. (ST World Feb-1989) Atari announced 6 new titles planned, including: Commando (never shipped), Into the Eagle's Nest, Airball. This would bring the total library to 41 "active" game cartridge titles. (Current Notes Mar-1989 page 13)

**January:** Atari shipped DOS XE (earlier name: ADOS). New production XF551 Floppy Disk Drives would also ship with DOS XE (replacing DOS 2.5).

**February/March:** New name for Page 6 magazine: Page 6 Atari User

**February-March:** In the US Atari offered the XE game system for \$99 (normal: \$149). (Current Notes Mar-1989 page 13).

**March 8-15:** At CeBIT '89 in Hannover, West Germany, Atari announced that the 7800 would ship in West Germany in June 1989 (to replace the XE game system).

**March:** For the XE Atari shipped: Ace of Aces, Food Fight (by The Softworks Factory), Necromancer (Computer Entertainer Mar-1989 page 14)

**April 3:** Date of Atari US 1989 Distributor Price List, in which Atari announced or again promised:

- Commando (Sept.; never shipped),
- Deflektor (August; never shipped),
- MIDI Maze (by Xanth F/X) (Sept.; never shipped),
- Super Football (Sept.; never shipped),
- Tower Toppler (previously: Nebulus; by US Gold) (Sept.; never shipped),
- Xenophobe (by Bally Midway) (Sept.; never shipped).

**April:** For the XE Atari shipped: Crossbow (by Sculptured Software), Dark Chambers (by Sculptured Software) (Computer Entertainer May-1989).

**April:** Atari Explorer Publications, Corp. released the May/June Premier issue of Atarian magazine (Publisher/Editor: David H. Ahl) in support of the 2600, 7800, and XE game systems.

**Spring?:** For the XE Atari shipped:

- Airball (by The Softworks Factory),
- Choplifter! (by Sculptured Software),
- Crime Buster,
- Crystal Castles (by The Softworks Factory),
- Desert Falcon (by Ken Rose),
- Karateka (by Sculptured Software),
- Mario Bros. (by Sculptured Software),
- Summer Games,
- Thunderfox.

**May:** For the XE Atari shipped: Into the Eagle's Nest (Computer Entertainer Jun-1989)

**May:** Atari shipped AtariWriter 80, programmed by William Robinson and Ron Rosen for Micro Fantasy. The package included Proofreader (programmed by R. Stanley Kistler) and Mail Merge modules, and required the XEP80 Interface. Like AtariWriter Plus, the package included a version for 48 KiB/64 KiB Atari computers as well as a version supporting the 128 KiB RAM of the 130XE.

This would be the last release by Atari for the XE.

**June 3-6:** At the Summer Consumer Electronics Show (CES) in Chicago, Illinois, for the XE Atari introduced/again promised:

- Commando (never shipped),
- Deflektor (never shipped),
- MIDI Maze (never shipped),
- Super Football (never shipped),
- Tower Toppler (never shipped),
- Xenophobe (never shipped).

(Computer Entertainer Jun-1989 page 13)

**June/July:** New name for Page 6 Atari User magazine: New Atari User.

**September/October:** Third and final issue of Atarian magazine from Atari Explorer Publications, Corp. (Publisher/Editor: David H. Ahl).

**December:** Final issue of ANALOG Computing magazine.

**December 31:** From the Atari Annual Report: "sales of games products such as the 2600 and 7800 game systems and the range of older XE 8-bit computers decreased by 35% to \$101.6 million, or 24% of total net sales for the year ended December 31, 1989, from \$155.5 million, or 34%, of total net sales in 1988."

From the Atari 10-K: "The Company's traditional video game offerings include the 2600 VCS, the 7800 ProSystem, and the XE game system."

## 1990

**May 15:** At the Atari shareholders meeting, Atari stated that last year, 250,000 XE computers were sold. In Poland, the XE sold 70,000 units, making it the most popular computer in Poland. (Atari Interface, Jun/Jul-1990, page 6)

Also, the Spring issue of Atari Explorer would be the last produced by Atari Explorer Publications, Corp. (Publisher: David H. Ahl; Editor: Betsy Staples (Elizabeth B. Staples); Senior Technical Editor: John B. Jainschigg), and the subsidiary was being shut down. (Atari would continue to publish the magazine, but there would no longer be coverage of the 8-bit Atari computers.)



**June/July:** Final issue of Antic (magazine), The Atari Resource magazine. Antic would continue as a section of the publisher's STart magazine.

## 1991

**March/April:** LDW had imported about 250-270 thousand Atari 8-bit computers into Poland to date (since 1985). Currently about 20% of the global production of 8-bit Atari computers is sent to Poland (Moje Atari Apr-1991, pages 8-9; thanks Tomasz Krasuski).

**April/May:** Final issue of STart magazine (which had incorporated Antic magazine).

**May:** "Atari Canada's General Manager Geoff Earle announces a new trade up program for owners of Atari 8-bit computers to a 520STFM for \$250. The 8-bit computer line is admitted to be discontinued." (Atari User Jan-1992, page 20)

**May 14:** At the Atari shareholders meeting, Atari stated that the XE was still in production, being sold in South America, Eastern Europe and the Middle East. (Atari Interface magazine, Jun-1991, page 10).

**November 23-24:** Chicago ComputerFest by Atari / Lake County Atari Computer Enthusiasts (LCACE), Ramada O'Hare, was the first directly Atari-sponsored computer show in North America. The show also drew 8-bit Atari computer developers and users, as Atari also brought substantially all of their remaining inventory of 8-bit computer products for clearance sale.

**December:** "[...] as of Christmas 1991, Atari decided to discontinue the XEGs, 2600, and 7800 systems." – Tim Duarte, Atari User magazine, Jul-1992, page 22.

**December 28:** From the Atari 10-K SEC filing: "Atari's XE series computers are targeted for the price conscious markets. The 65XE and 130XE have 64 KiB and 128 KiB of internal RAM, and generally retail for less than \$100 and \$150, respectively. Both are supported by a variety of peripheral equipment and a variety of software titles including entertainment software. This computer line retains compatibility with the Company's previous generation 8-bit computer systems, i.e., the 400 and 800XL computers."

## 1992

Atari announced that support for all 8-bit products was discontinued as of the beginning of this year, according to Atari Classics magazine. (Dec. 1992, page 4).

**June 2:** At the Atari stockholders meeting, Atari stated that the XE line of computers was still being made. Though not available in the US market, XE systems were being made for sale in Mexico, South America, Eastern Europe and Germany. (Atari Interface magazine, Fall 1992, page 19).

**Fall?:** The Atari Adventure center at Crestwood Plaza in Crestwood (suburban St. Louis), Missouri, which had featured 800XL computers until at least 1991, was shut down.

**December:** First issue of Atari Classics magazine, published by Unicorn Publications, Ben Poehland (Benjamin L. Poehland) managing editor.

**December 31:** For the first time, the XE was not mentioned in Atari's Annual Report to Shareholders.

## 1993

**Jan/Feb:** Final issue of Atari Explorer magazine.

**November?:** Rights to ICD (including OSS) products for the 8-bit Atari were purchased by Fine Tooned Engineering (FTE / Mike Hohman).

## 1994

**January 1:** From the Atari Annual Report: "The Company also has some inventory of its older 16-bit computer products and 8-bit game products, namely ST and TT series of computers, 2600 and 7800 video games systems and XE computer and Portfolio products. As a result of these inventories being technologically obsolete and noncompetitive, the Company has written off these inventories. The Company is expecting minimal sales from these products in the future."

## 1996

**July 30:** Atari Corporation was merged with and into JTS Corporation. The prior business of Atari would now be conducted through the Atari Division of JTS; however, "the Atari Division was not expected to represent a significant portion of JTS business," JTS said.

## 1997

**July:** Final issue of Atari Classics magazine.

## 1998

**February 23:** JTS sold substantially all of the assets of its Atari Division, consisting primarily of the Atari intellectual property rights and license agreements, to HIAC XI Corp., a wholly-owned subsidiary of Hasbro Interactive (which was established in 1995 as a subsidiary of toy company Hasbro, Inc.), for \$5 million.

**May 7:** The name of HIAC XI Corp. was changed to: Atari Interactive, Inc.

**Fall:** Final issue of Page 6 Publishing's New Atari User magazine.

## 2001

**January 29:** Infogrames Entertainment S.A. (Lyon, France) announced completion of its acquisition of Hasbro Interactive from Hasbro, renaming the subsidiary Infogrames Interactive, Inc. Atari Interactive remained a wholly-owned subsidiary of the newly-renamed Infogrames Interactive, Inc.

## 2003

**May 6:** Atari Interactive, Inc. (established 12-Feb-1998 as HIAC XI, Corp.) was merged with and into Infogrames Interactive, Inc. (established 8-Dec-1995 as Hasbro Interactive, Inc.), which was renamed to: Atari Interactive, Inc.

## 2009

**May 29:** Infogrames Entertainment S.A. announced that the company would now be known as Atari S.A. – Atari name licensed from the wholly owned Atari S.A. subsidiary, Atari Interactive, Inc.

## Today

The Atari copyrights / trademarks / patents associated with the 400/800/XL/XE 8-bit Atari computer line are owned by Atari Interactive, Inc., a subsidiary of Atari S.A. of Paris, France. <http://www.atari.com/>

FAQ Content: **June 28, 2021**

Copyright © 1992-2021 by Michael D. Current, and others where noted.  
No part of this document may be reproduced in whole or in part in any manner without the permission of the copyright owner.

PDF Format: **A4**

PDF Revision: **X151 / July 28, 2021**

PDF Version by Laurent Delsarte

This copy was downloaded from <http://www.atari800xl.eu/>



## Index

### Chip

ANTIC.....	17, 19, 20, 22, 23, 25, 27, 28, 30, 32, 33, 34, 35, 37, 38, 40, 41, 43, 45, 46, 47, 48, 50, 53, 56, 57, 58, 59, 60, 61, 70, 85, 239, 246, 253, 254, 255, 256, 257, 258, 259, 260, 261, 262, 263, 264, 277, 279, 292, 348, 349, 350, 351, 424, 504
CTIA .....	19, 23, 25, 45, 46, 47, 48, 49, 53, 56, 58, 59, 60, 61, 65, 70, 292, 424, 453
FREDDIE.....	45, 50, 71, 263, 504
GTIA .....	17, 19, 20, 23, 25, 28, 30, 32, 33, 34, 35, 37, 40, 43, 45, 46, 47, 48, 49, 53, 56, 58, 59, 60, 61, 65, 70, 82, 243, 244, 246, 289, 292, 348, 351, 453, 458, 504
KERI.....	504
POKEY.....	17, 45, 49, 50, 56, 58, 59, 60, 61, 62, 65, 70, 196, 203, 242, 243, 296, 424, 504

### Company

Accolade .....	515, 517
Activision .....	351, 380, 382, 432, 498
Apple Computer .....	14, 298, 315, 429, 452, 479, 491, 495, 497
Atari Corporation .....	46, 482, 493, 494, 500, 512, 516, 522
Atari Special Projects, Inc. ....	460
Atari, Corp.....	46, 154, 213, 294, 323, 428, 485, 493, 494, 496, 499, 500, 502, 503, 508, 512
Atari, Inc. ....	154, 212, 214, 227, 230, 294, 323, 422, 438, 452, 465, 471, 487, 495, 496, 502, 504, 506, 508, 511, 514
BPI .....	98, 105, 438, 442
Braegen Corporation (The).....	491
Broderbund.....	382, 386, 387, 515, 517
Cognitive Systems .....	495
Commodore .....	14, 15, 16, 17, 45, 92, 152, 155, 157, 177, 183, 231, 237, 244, 376, 380, 381, 394, 426, 432, 437, 452, 504, 509
CompuFill Corporation.....	490

CompuServe .....	171, 174, 175, 178, 179, 233, 332, 334, 391, 393, 394, 438, 439, 442, 446, 449, 450, 454, 507
Control Data Corporation (CDC) .....	4, 435, 436, 438, 439, 447, 511
Convergent Technologies .....	469, 481
Cooper Companies (The) .....	503
Custom MOS, Inc. ....	428, 429
Cyan Engineering .....	70, 71, 422, 423, 451, 463
Cynex .....	228, 471, 474, 482
Datasoft .....	163, 289, 361, 362, 382, 477, 478
DesignWare, Inc. ....	479
DLM .....	383, 483, 485, 488
Electric Power Research Institute (EPRI) .....	497
Electronic Arts .....	372, 374, 382, 383, 463, 476, 515
Epyx .....	372, 374, 382, 498, 500, 515, 518
Exidy .....	15, 31, 439, 443, 501, 515
Fox Video Games .....	475
General Electric Information Services (GENie) .....	171, 518
Hewlett-Packard (HP) .....	14, 16, 432, 497
Human Engineered Software (HesWare) .....	479
IBM .....	14, 15, 16, 17, 98, 106, 111, 115, 116, 120, 123, 124, 134, 139, 159, 177, 191, 196, 335, 395, 396, 403, 410, 414, 436, 449, 452, 488, 490, 499
Koala Technologies Corp. ....	495
Lucasfilm .....	4, 491, 498, 515
Maruman Integrated Circuits .....	429
McKesson Corporation .....	490
Merchandising Corp. of America .....	465
Microsoft .....	196, 245, 267, 353, 360, 410, 425, 428, 446, 451, 452, 456, 457, 458, 462, 470, 472, 478
Mindset .....	463, 477, 485, 494
MOS Technology .....	..... 14, 17, 22, 25, 45, 46, 51, 53, 99, 105, 117, 148, 189, 244, 422, 423
MPC Peripherals Corp. (Microtek) .....	4, 247, 248, 459
OSS .....	4, 102, 106, 121, 128, 281, 289, 294, 301, 303, 314, 315, 316, 317, 318, 320, 340, 356, 357, 360, 361, 363, 364, 369, 401, 402, 444, 445, 507, 517, 522

Percom .....	103, 106, 107, 108, 109, 110, 111, 118, 120, 122, 123, 124, 125, 126, 129, 163, 301, 305, 315, 317, 318, 319, 320, 323, 324, 325, 328, 459
Picodyne .....	484, 486
Program Design, Inc. (PDI).....	4, 436, 438
Science Research Associates.....	436, 464
Silicon Design Labs .....	507
SMI .....	271, 293, 294, 298, 299, 301, 315, 318, 426, 427, 428, 433, 436, 439, 444, 449, 451
Specialty Camps, Inc.....	459
Spinnaker Software .....	497
Synapse .....	289, 358, 372, 374, 375, 378, 382, 493, 515, 518
Szygy.....	422
Tandem Computers.....	438, 495
Tandy-RadioShack.....	14, 15, 16, 152, 436, 440, 443, 451
ViMart .....	485
Xerox Palo Alto Research Center (PARC) .....	429, 451, 461

## Computer

Atari 1200XL .....	3, 14, 16, 26, 27, 28, 29, 31, 34, 36, 44, 46, 54, 56, 57, 62, 63, 64, 71, 72, 78, 79, 81, 134, 140, 142, 145, 160, 163, 174, 205, 209, 210, 253, 256, 257, 260, 262, 263, 264, 271, 273, 278, 282, 295, 327, 328, 351, 371, 450, 460, 467, 470, 472, 474, 476, 477, 479, 480, 481, 483, 484, 491
Atari 130XE .....	3, 4, 14, 16, 34, 35, 36, 37, 38, 39, 42, 43, 44, 45, 48, 53, 54, 57, 62, 63, 69, 71, 73, 78, 81, 83, 91, 96, 108, 121, 176, 212, 213, 218, 222, 240, 252, 253, 254, 255, 256, 258, 259, 260, 261, 262, 263, 264, 271, 277, 278, 279, 280, 282, 294, 303, 304, 305, 306, 311, 314, 317, 319, 320, 325, 326, 327, 329, 330, 351, 353, 354, 361, 404, 505, 506, 507, 508, 509, 511, 512, 515, 520, 521
Atari 1400XL.....	29, 31, 44, 474, 481, 489, 490, 492
Atari 1450XLD.....	29, 31, 44, 267, 301, 303, 323, 471, 474, 481, 483, 489, 490, 492, 493, 495, 496, 498, 501
Atari 400 .....	4, 14, 15, 17, 19, 20, 22, 23, 24, 26, 27, 28, 29, 31, 44, 45, 46, 48, 51, 53, 54, 55, 60, 61, 62, 64, 70, 72, 78, 79, 80, 82, 148, 149, 150, 151, 152, 153, 154, 155, 160, 162, 163, 166, 178, 183, 187, 189, 190, 199, 205, 210, 226, 227, 228, 229, 235, 238, 247, 249, 251, 265, 266, 271, 272, 273, 274, 275, 276, 277, 278, 279, 280, 281, 282, 284, 286, 289, 290, 291, 292, 293, 295,

296, 297, 305, 330, 361, 371, 392, 396, 398, 416, 426, 427, 428, 430, 431, 432, 433, 434, 435, 436, 437, 438, 439, 441, 442, 443, 445, 446, 449, 450, 451, 452, 453, 454, 456, 459, 461, 470, 474, 521, 523

**Atari 600XL** .....  
3, 14, 16, 29, 30, 31, 33, 34, 36, 44, 46, 50, 53, 54, 55, 62, 64, 69, 71, 72, 73, 78, 79, 80, 82, 153, 164, 205, 212, 213, 218, 222, 225, 253, 254, 255, 257, 258, 259, 262, 264, 267, 271, 278, 280, 282, 294, 351, 472, 474, 476, 481, 482, 483, 487, 490, 491, 493, 495, 496, 498, 499, 501, 502, 503, 504, 505, 508

**Atari 65XE** .....  
3, 14, 16, 34, 35, 36, 39, 42, 44, 45, 53, 69, 71, 73, 78, 81, 94, 212, 213, 218, 222, 223, 231, 254, 255, 258, 259, 261, 263, 264, 271, 278, 279, 282, 294, 351, 504, 505, 506, 507, 508, 511, 516, 521

**Atari 800** .....  
4, 14, 15, 17, 19, 20, 22, 23, 24, 26, 27, 28, 29, 31, 33, 42, 43, 44, 45, 46, 48, 51, 53, 54, 55, 60, 61, 62, 64, 70, 72, 79, 80, 82, 145, 148, 149, 150, 151, 152, 153, 154, 155, 160, 162, 163, 166, 178, 183, 187, 189, 190, 199, 205, 210, 226, 227, 228, 229, 235, 238, 247, 249, 250, 251, 265, 266, 271, 272, 273, 274, 275, 276, 277, 278, 279, 280, 281, 282, 284, 286, 289, 290, 291, 292, 293, 295, 296, 297, 305, 330, 361, 371, 392, 396, 398, 416, 426, 427, 428, 430, 431, 432, 433, 434, 435, 436, 437, 438, 439, 441, 442, 443, 445, 446, 449, 450, 451, 452, 453, 454, 456, 459, 461, 467, 470, 474, 481, 505, 521, 523

**Atari 800XE** .....  
3, 14, 17, 38, 39, 42, 43, 49, 53, 69, 71, 78, 81, 222, 223, 254, 255, 256, 259, 260, 261, 263, 264, 271, 278, 294, 351, 514, 516

**Atari 800XL** .....  
3, 14, 16, 29, 31, 32, 33, 34, 36, 42, 44, 46, 48, 50, 53, 62, 63, 64, 69, 71, 72, 73, 78, 81, 82, 83, 92, 96, 164, 200, 212, 213, 218, 222, 253, 254, 255, 256, 257, 258, 259, 260, 262, 263, 264, 267, 271, 278, 279, 280, 281, 282, 294, 327, 329, 351, 404, 409, 472, 483, 487, 490, 491, 492, 493, 495, 496, 498, 499, 501, 503, 504, 505, 506, 507, 508, 510, 514, 518, 521

## Console

**Atari 5200** ..... 16, 17, 46, 47, 49, 50, 237, 374, 377, 383, 465, 481, 494, 497

**Atari 7800** .....  
.. 16, 17, 39, 41, 46, 50, 225, 227, 229, 502, 517, 518, 519, 520, 521, 522

**Atari VCS 2600** .....  
15, 17, 39, 41, 45, 96, 208, 214, 215, 216, 218, 219, 223, 224, 225, 226, 227, 228, 229, 231, 423, 426, 429, 443, 461, 472, 481, 494, 497, 504, 517, 518, 519, 520, 521, 522



Atari XEGs..... 3, 14, 17, 35, 39, 54, 56, 62, 63, 71, 78, 91, 144, 212, 213, 218, 222, 223, 228, 231, 255, 259, 263, 278, 351, 379, 514, 516, 517, 518, 519, 520, 521

## Fair and Show

### Europe

Atari Computer Show (ACS) ..... 511, 514  
 CeBIT..... 511, 514, 519  
 Computer Peripheral and Small Computer Systems Exhibition (COMPEC)..... 453, 468  
 Hannover Messe (Hanover Trade Fair)..... 508, 511  
 Personal Computer World (PCW) ..... 451, 466, 487, 509, 512  
 Salon international d'Informatique, telematique, Communication, Organisation du bureau et Bureautique (SICOB)..... 466, 498  
 Salone Macchine e Attrezzature per l'Ufficio, or Office Machinery and Equipment Exhibition (SMAU) ..... 451, 515  
 SIM-Hi-Fi..... 450, 483

### USA

American International Toy Fair ..... 422, 514, 517  
 Atarifest..... 516  
 Chicago ComputerFest ..... 521  
 Computer Dealers Exposition (COMDEX)..... 508, 509, 511, 512  
 Consumer Electronics Show (CES)..... 267, 422, 423, 428, 429, 430, 435, 437, 442, 456, 462, 472, 480, 481, 493, 499, 506, 508, 511, 512, 514, 517, 519, 520  
 Northeast Computer Show (NCS) ..... 451  
 West Coast Computer Faire ..... 315, 429, 444, 445, 459, 476, 496, 507  
 Western Electronic Show and Convention (WESCON)..... 422, 439

## Information source

Advertising Age..... 513  
 AdWeek..... 501, 502, 505  
 Analog ..... 120, 276, 376, 442, 443, 447, 456, 458, 460, 471, 483, 494, 500, 506  
 Antic (magazine) ..... 122, 127, 239, 241, 322, 397, 404, 460, 480, 507, 521  
 Arcade Express ..... 478  
 Associated Press ..... 503  
 Atari Age..... 459  
 Atari Classics magazine ..... 140, 521, 522  
 Atari Connection ..... 439, 445, 446, 447, 453, 455, 457, 459, 464, 473, 478, 479, 494, 498  
 Atari Explorer ..... 353, 442, 448, 505, 507, 509, 511, 512, 519, 520, 522  
 Atari Inc. Business is Fun ..... 70, 426, 428, 431  
 Atari Interface magazine ..... 521  
 Atari Special Editions ..... 127, 456

Atari User .....	41, 73, 91, 108, 256, 372, 376, 378, 379, 386, 398, 444, 459, 508, 510, 511, 518, 519, 520, 521, 522
Business Marketing .....	495
Compute! .....	49, 125, 293, 294, 301, 372, 382, 383, 390, 432, 433, 436, 443, 444, 489, 516
Computer Entertainer .....	516, 517, 519, 520
ComputerWorld .....	440
Creative Computing .....	236, 382, 428, 437, 442, 491, 496, 512
Current Notes .....	225, 491, 502, 507, 514, 515, 516, 519
Dr. Dobb's Journal .....	436, 459
Electronic News .....	433, 434, 497, 499, 501
Florida Today .....	445
Happy Computer (magazine) .....	240, 311, 361, 362, 513
InfoWorld .....	48, 73, 122, 229, 436, 439, 441, 449, 451, 452, 453, 454, 459, 460, 461, 464, 477, 479, 483, 486, 492, 497, 498, 502, 505
Joe Decuir (Joseph C. Decuir) 1977 engineering notes .....	423
Joe Decuir (Joseph C. Decuir) 1978 engineering notes .....	424, 425
Los Angeles Times .....	473
Marquis .....	449
MC microcomputer .....	450, 451, 483, 508
Merch .....	425, 428, 429
Merchandising (magazine) .....	428
Moje Atari .....	521
My Atari Magazine .....	31, 501
New York Times .....	425, 432, 448, 455, 460, 463, 471, 474, 480, 497, 501
News Bytes .....	508, 512
Northwest Computer Club News .....	424
Popular Computing Weekly .....	503, 508
Press Release .....	427, 438, 451, 452, 456, 465, 466, 467, 468, 469, 471, 481, 485, 486, 487, 488, 491, 497, 498
Reuters .....	516
San Francisco Chronicle .....	501
San Leandro Computer Club .....	262, 501, 507
Scientific American .....	486
Sears .....	14, 214, 215, 216, 225, 226, 227, 422, 432, 433, 434, 436
SoftSide .....	236, 383, 453, 466
Sydney Morning Herald .....	480

The Globe and Mail .....	490, 496, 504
The Guardian.....	503
The Intelligent Machines Journal .....	428, 429
The Times .....	503, 504
Time magazine .....	492
TV Digest .....	
.....	422, 423, 427, 428, 429, 430, 431, 433, 435, 436, 437, 443, 449, 453
Video Game Update.....	471, 475, 479, 484, 489, 492, 494, 496, 500
Wall Street Journal.....	422, 435, 480, 484, 486, 489, 490, 498, 499, 501, 507
Washington Post.....	471, 476, 477, 488, 497, 503
Winnipeg Free Press.....	504

## Language

Atari BASIC.....	
22, 25, 29, 30, 31, 32, 33, 34, 35, 36, 37, 38, 39, 42, 43, 48, 151, 232, 233,	
245, 266, 271, 273, 274, 285, 288, 292, 293, 294, 295, 296, 298, 303, 341,	
359, 360, 362, 371, 372, 398, 399, 400, 401, 403, 426, 430, 431, 433, 444,	
445, 446, 467, 470, 501, 516	
Microsoft BASIC.....	
.....	245, 353, 360, 425, 428, 446, 456, 457, 458, 462, 470, 472, 478

## People

ABBOTT, Carol .....	433, 443
ACTOR, Lee .....	194, 473
AGUILAR, Robert P. ....	516
AHL, David H.....	512, 519, 520
ALBAUGH, Mike.....	127
ALCORN, Al.....	71, 422, 423, 425, 444, 451
ALDA, Alan .....	483
ALLBRITTON, Robert.....	472
AMBRON, Sueann .....	461, 479
APPLEBAUM, Don .....	484
APPLEBAUM, Marlene .....	484
ARMSTRONG, Kathleen (aka Kathleen PITTA) .....	440, 445
ARMSTRONG, Sara .....	484
ARNOLD, Steve .....	490, 491
ATESHIAN, Peter R. ....	477, 502, 507
ATKINSON, Valerie .....	458
BADERTSCHER, Roger H. ....	439, 448, 452, 463, 465
BALTHASER, Ken .....	444, 452, 469, 475, 476, 485
BARALL, Mike (aka Michael BARALL) .....	496, 502, 504
BARTLETT, Bill.....	444, 457, 479, 496, 498, 501
BASS, Jeffrey D.....	509

BEARDEN, Donna .....	485
BEHENSKY, Max .....	463
BERG, Illeen .....	468
BERGHORN, Barry .....	449, 453
BERNHEIM, Robin.....	468
BOLES, Glenn .....	71, 451
BORNSTEIN, Howard.....	425
BOWMAN, Chris (aka Christopher P. BOWMAN) .....	440, 475, 479
BOWMAN, Sally .....	440, 457
BRIGHTMAN, Thomas B. ....	71, 503
BRISTOW, Stephen D. ....	70, 426, 429, 432, 434
BROWN, Bob .....	71, 423, 425
BROWN, Condon.....	481, 494
BROWN, Dean.....	448, 484
BRUEHL, Anthony (aka Anton BRUEHL) .....	429, 438, 450, 486, 499
BRUNS, Kamalu .....	476
BUDWORTH, Ronald L.....	434
BUEHLER, David .....	374, 473
BURTON, James .....	494
BURTON, Jeff .....	438, 450, 463
BUSHNELL, Nolan .....	427, 428
CAIN, Thea.....	495, 496, 501
CALFEE, Steve .....	366, 481, 494
CAPPARELL, James.....	460
CARD, Bob (aka Robert CARD).....	71, 451
CARDOZO, John J.....	491
CARRIS, Bill (aka William CARRIS) .....	446, 454, 461, 477, 481, 491
CATOR, Mark .....	453, 498
CAVALIER, John C. ....	465, 468, 471, 480, 488
CHEN, Amy (aka Y. M. CHEN) .....	275, 440
CHENG, Regan L. ....	71, 464
CHOPRA, Ajay .....	71, 457, 481, 494
CHOREY, Doug .....	471, 475, 495
CHRISTENSEN, Greg.....	457
COLBURN, Mike W.....	275
COLLINS, Judy .....	448
CONNELLY, Jerry .....	461
CONOLLY, Frances .....	467
CONWAY, Craig A. ....	432
COOK, Jamie (aka James Alan COOK) .....	449, 480
CORY, Robert D. ....	479, 491

COTTEN, Susan .....	463
COX, Jim .....	84, 440, 445, 469, 476
CRANE, David .....	274, 426, 432
CRAWFORD, Chris C.....	432, 435, 440, 445, 452, 455, 458
CROCKFORD, Douglas.....	381, 458, 473
CUBBAGE, Paul V. ....	445, 452, 461, 462, 466, 468, 473, 475, 477
CURRAN, John .....	174, 458, 469, 475, 476
CURRIE, Rigdon.....	443, 449
DANE BERNBACH, Doyle .....	432
DAVIS, James Russell .....	463
DAVIS, Jim.....	463
DAVIS, Stephen N.....	433, 443
DAVIS, Steven J. ....	465
DE GRAAF, Wilfried (aka W. L. DE GRAAF) .....	487
DE SANTIS, John.....	71, 481, 495
DECUIR, Joe (aka Joseph C. DECUIR) 70, 422, 423, 424, 425, 431, 452, 496, 504	
DEERING, Christopher P.....	486, 497, 499
DELPIT, Lisa .....	463
DERINGER, Dorothy K. ....	492, 498
DES RIOUX, Philippe .....	71, 451
DESCHENES, Mike .....	442
DICKERSON, John .....	472
DOWNS, Hugh .....	448
DRESCHER, Gary .....	463
DUARTE, Tim .....	521
DUBERMAN, David.....	511
DULA, Annette.....	463
DUNION, Jim .....	357, 440, 457
EARLE, Geoff .....	521
EBBS, Jon D. ....	446, 456, 457, 473, 479, 495
ECKSTROM, John.....	432, 437, 440, 445, 446
EDWARDS, Laurie D.....	484
EGDOM, Han .....	477
EKBERG, Mike.....	440, 445
ELLIOT, Ronald R. ....	473
ELLIS, John .....	70, 423, 425, 426
ENGLEHART, Steve .....	477
ESTRIDGE, Philip .....	452
EVANS, David .....	473, 499
EVANS, James R. ....	495
FAGEN, Leonard.....	484

FARRAND, John .....	495
FAXON, Roger C.....	448
FAY, Todor.....	465
FINKE, H.E. James .....	452
FORTE, Kathy .....	433, 440
FOURNIER, Bob .....	460
FRASER, Bob .....	382, 440, 458
FRICK, Richard C.....	494
FRIEDMAN, Peter H. ....	484
FULLER, Brad .....	471
FULOP, Rob .....	432
FURR, Carla.....	476
FURR, Gary .....	453, 477
GALLWEY, W. Tim.....	448
GARGARIAN, Greg .....	463
GARRISON, Nancy .....	438, 448, 450, 480, 486
GATES, Bill (aka William H. GATES) .....	452
GERARD, Manny (aka Emanuel Gerard).....	427, 428
GERBER, Steven H.....	453, 454, 469, 497
GERRARD, Charles Pete.....	71
GIBBON, Sam .....	448
GJERDRUM, David .....	425, 428
GOLDSTONE, Ted A.....	511
GOOCH, Sherwin .....	174, 469, 476, 485, 496, 498
GORDON, Linda S. ....	..... 455, 459, 460, 461, 468, 478, 479, 484, 486, 487, 488, 492, 497, 501
GOY, Carl.....	449
GRACON, Helen.....	454
GRACON, Tom (aka T. J. GRACON).....	445, 452, 454
GRANDFIELD, Michael.....	463
GRAY, Helen .....	468
GREENBERG, Seth.....	484
GROSS, Mark .....	463
GROSSMAN, Clyde.....	469, 476
GROTH, Dennis .....	446, 448, 499
GURGANUS, Michael .....	477
HAAG, John .....	464
HAASE, Ken.....	463
HAHN, John H. ....	447, 448, 457, 465, 473, 489, 491, 495, 501
HAIN, Steven .....	463
HALL, Bob (aka Robert D. HALL) .....	486

HARDEBECK, Ed .....	463
HARDY, Douglas A. ....	70
HARRIS, Neil .....	504, 507, 509, 511, 512, 517, 518
HARTMANN, Sigmund .....	505
HARVEY, Wayne.....	468
HEIMBUCK, Jeffrey A. ....	473, 477, 479, 481, 486, 488
HELLER, Cyndi.....	484
HERRERA, Fernando .....	457
HINMAN, John.....	502
HOHMAN, Mike .....	310, 328, 522
HONIG, John.....	502
HOOPAI, Randy.....	502
HOROWITZ, Sherri L. ....	495
HORSEMAN, Chris J. ....	463, 469, 476, 477
HOVEE, Robert A.....	432, 435
IRVINE, Bruce W. ....	439, 440, 443, 444, 445, 452, 454, 461, 463
JAINSHIGG, John B.....	512, 520
JEFFERS, Chris.....	457
JESSOP, Jerry .....	433, 443, 447
JOHNSTON, Brian .....	301, 437, 439, 451, 475
JONES, Jay.....	463
JUTSON, Conrad C. ....	433, 435, 440, 443
KAHN, Robert A. ....	440, 443, 459, 461, 468
KAHN, Ted M.....	429, 439, 445, 446, 448, 486
KAISER, Bill .....	439, 476
KAPLAN, Larry.....	71, 274, 382, 383, 425, 426, 428, 432
KASSAR, Ray (aka Raymond E. KASSAR) .....	425, 427, 432, 448, 455, 459, 461, 472, 474, 476, 478, 486
KAY, Alan .....	429, 448, 451, 455, 457, 465, 468, 497
KEENAN, Joe.....	427, 432
KERR, Bryan.....	71, 502, 505, 509
KINGSBOROUGH, Donald D. ....	428, 432
KISTLER, R. Stanley .....	494, 509, 520
KNOBLAUH, Mike (aka Michael T. KNOBLAUH) .....	479, 486, 492
KOBLE, Dennis .....	433, 436, 437, 439
KOHL, Herbert .....	448
KOONS, Harry.....	473
KRAMER, Dan H. ....	71, 502
KRASNO, Paul .....	293
KRAVITZ, Marianne .....	484
KRAVITZ, William .....	484

KROON, Susan.....	463
KULCHER, George.....	502
KURTZ, Don .....	453, 459, 460
LAROSE, Dan.....	445
LAUGHTON, Paul.....	
..... 293, 294, 298, 299, 315, 318, 433, 439, 451, 452, 458, 469, 475	
LAUREL, Brenda K.....	440, 443, 453, 457, 461
LEAVENS, Alex.....	514
LEE, Hugh M. ....	70
LEEMON, Sheldon .....	457
LEITERMAN, Jim .....	458
LEVITT, David.....	463
LEVRINI, Robert H.....	479
LINIAK, Paul E.....	452, 476
LOOP, Liza .....	425, 426, 429
LORENZEN, Mike .....	4, 433, 438
LUBY, Jim .....	70
LUTVAK, Mark A. ....	71, 443, 473
MAHAR, Michael P. ....	274
MAKREAS, Gus .....	382, 440, 445
MANDL, Steve.....	484
MARCUSE, Lynn .....	457
MARCUSE, Ronald .....	457
MARKKULA, Mike (aka Armas Clifford "Mike" MARKKULA Jr.) .....	452
MARSZALEK, Georgia A. ....	431, 440
MAYER, Steven T. ....	
70, 71, 422, 423, 448, 451, 452, 455, 459, 460, 463, 465, 474, 478, 496,	
504	
MCCRACKIN, Mark O. ....	443, 492, 495
MCDONOUGH, Thomas M.....	460, 463, 464, 465, 471, 473
MCGUINNESS, Tim .....	458
MCKINSEY, Kevin P. ....	70, 225, 228, 440, 464, 465
MCLEOD, George.....	70
MCPHETRIDGE, William B.....	473
MELNECHUK, Dan .....	463
MENCONI, Dave .....	448, 457, 477
MERRIMAN, William.....	484
MICHEL, Francois .....	70
MILLER, Alan.....	71, 274, 372, 426, 432
MILLER, Joe (aka Joseph B. MILLER III) .....	
..... 174, 291, 342, 391, 440, 458, 469, 475, 491, 495	



MILNER, Ron .....	71, 422, 423
MINER, Jay G. ....	70, 422, 423, 428, 452, 496, 504
MINSKY, Henry .....	463
MINSKY, Julie.....	463
MINSKY, Margaret .....	463
MOLYNEUX, Steve.....	448, 473
MORGAN, Art .....	518
MORGAN, James J.....	486, 488, 490, 495, 496
MORRIS, Jim .....	477
MOSKOWITZ, Joel .....	71, 451
MOYE, Alfred L.....	478, 481, 486, 497
MU, Songly.....	174, 502
NAHUM, Claude.....	450
NAUGHTON, Julie B. ....	473
NELSON, Craig .....	423
NELSON, J. Peter .....	449, 456, 459, 474
NELSON, Jeffery O. ....	70
NEUBAUER, Douglas G.....	70, 423, 432, 452, 496, 504
NEWMAN, Rob (aka H. Robert NEWMAN) .....	465
NIELSEN, Carl J.....	429
NISHIURA, George.....	502
NORDIN, Richard K. (Hud) .....	275, 301
NORLEDGE, Jon.....	467
NOVAK, Gregor.....	494
OBERMAN, Joel .....	497, 498
O'BRIEN, Kathleen.....	293, 294, 355
OLIVER, Dan .....	477
O'NEILL, Alan.....	484
OSTROWSKI, Frank.....	361, 362
PAIGE, Jim .....	464, 478
PALECKI, Tom .....	105, 154, 229, 465
Palevich, Jack (aka John H. PALEVICH) .....	362, 363, 364, 372, 391, 458
PALMER, Gary.....	274
PAO LU, Gin.....	458
PAPPAS, Lee .....	442
PASCO, Richard C. ....	71, 461, 490
PEARSON, Delwin.....	70, 423
PEPPER, Janis H.....	473
PERRON, Jack .....	477, 480, 486, 491
PETERS, Mike.....	293, 294, 301, 315, 444
PLESS, Rita .....	477

PLUMMER, Larry .....	71, 449, 464, 481
POEHLAND, Ben (aka Benjamin L. POEHLAND).....	225, 522
POLARO, Bob .....	389, 426
POON, Bill.....	490
POWERS, John R.....	440, 452, 463, 469
PRAG, Art .....	473
PRATHER, James W.....	447, 473
QUINN, Jack.....	476
RACE, Stephen M. ....	463, 486, 497, 499
RAINS, Lyle .....	477
RAY, Steven .....	71, 451
REID, Mark .....	382, 494
REINBOLD, Lisa.....	476
RESTAINO, Philip C.....	488, 497, 501
RICE, Earl.....	442, 453, 457, 459, 479, 496, 498
RICHARDS, Ted.....	457
RIKER, Greg .....	291, 475
RITTER, Jack.....	477
ROBINSON, William .....	509, 520
ROMANOS, Jim P.....	452, 475, 476
ROSEN, Gene B.....	440, 449
ROSEN, Ron .....	509, 520
ROSENTHAL, Peter N.....	..... 425, 426, 428, 429, 431, 433, 436, 439, 440, 443, 448, 452, 473, 479
RUBIO, Gary.....	502
RUCKDESCHEL, Fred .....	293
RUCKERT, Dave .....	481, 488, 497, 498, 501
SAINT CLAIR, Bill.....	463
SAVILLE, Brad C. ....	432, 440, 474, 495
SCHAEFER, Keith E. ....	440, 453, 463, 464, 467, 468, 471, 473, 481
SCHEIMAN, R. Scott.....	71, 274, 275, 425, 469, 476, 491
SCHLIFTMAN, Dan .....	468
SCHWAMBERGER, Jeff .....	464
SEKEL, Andy (aka A. J. SEKEL) .....	474
SHAW, Carol .....	295, 426, 438
SHEA, Michael.....	427, 428
SHELL III, West .....	481, 497, 501, 502, 503
SHEPARD, Ian.....	274
SHEPARDSON, Bob .....	293, 426
SHEPPERD, Dave .....	127
SHIEU, Mark .....	70, 423

SHIRLEY, Jon .....	452
SHIVJI, Shiraz M. ....	518
SHULMAN, Flip .....	468
SIMCOCK, George .....	425, 426, 432, 433, 436, 437
SIMON, Fred.....	481, 488, 490, 494, 495, 497, 498, 501
SIMONE, Richard.....	423, 429
SINGER, Jerome .....	484
SKRUCH, John.....	463, 502, 508, 512, 514
SLOBOD, Clifford.....	514
SMITH, Bob .....	436, 437
SMITH, Nancy.....	463
SMITH, Randall .....	458
SMITH, Roger .....	448
SMITH, Steve.....	70, 423, 428, 429
SODERBERG, Andrew .....	71, 443, 473, 485, 491
SOLOMON, Cynthia.....	463, 497
SOVEY, David.....	71, 502
SPARBER, Mike .....	468
SPARBER, Tony (aka Tony "Big T" SPARBER).....	468
SQUIRES, Gregg .....	71, 451
STAPLES, Betsy (aka Elizabeth B. STAPLES) .....	512, 520
STAUGAS, David.....	439, 443
STERIN, Chuck (aka J. Charles STERIN) .....	475
STEWART, Harry B.....	272, 274, 275, 301, 370, 426, 457, 471
STOECKER, Gerd .....	450
STONE, Steve.....	70, 423, 436
STROHL, Niles E.....	70, 434
STUBBEN, David.....	71, 464, 481
STUMPF, Alwin .....	513
SUEN, Phil .....	71, 495, 496, 502, 503
SUMMERS, Larry.....	458
TARNAY, Lou R.....	451, 452, 458, 469, 471, 475
TEPPER, Mike .....	445
TERZIAN, Fred A.....	476
THOMPSON, Don (aka Donald R. THOMPSON) .....	428
THORLIN, J. Fred .....	..... 443, 444, 445, 452, 460, 462, 466, 469, 475, 480, 486, 494, 496
THORSON, Don .....	479, 481, 485, 491
TITSLER, Jim.....	449, 481, 502
TRACHTMAN, Paul .....	448
TRAMIEL, Jack.....	502

TRAMIEL, Sam.....	504
TROBAUGH, Tom.....	463
TROW, Rick.....	461, 475
TROWER, Tandy .....	436, 440, 443, 451
TUBBS, Patricia .....	468
TUMA, Wade B.....	70, 426, 434
UMPHREYS, Bonnie A.....	459, 467
VALDES, Jose A.....	71, 115, 174, 175, 192, 502
VELINSKY, Ira .....	71
VON FOERSTER, Heinz.....	448
VOUROS, Gregg.....	445
VOUT, John.....	467, 469, 491, 496, 497
VURICH, John D.....	70, 423, 428
WAGNER, Larry .....	422
WAGNER, William S. ....	448
WALDSTEIN, Arnold .....	71, 512, 517
WEATHERBY, Robert.....	477
WEIL, Colette .....	481, 490
WERNER, Robert .....	484
WHITMORE, Kim .....	458
WIEFEL, Jim .....	465
WILKE, Kent.....	491
WILKINSON, Bill.....	49, 293, 294, 301, 303, 305, 315, 444
WILMUNDER, Aric .....	458, 477
WILSON, David.....	447, 457, 473, 479, 496, 501
WINNER, Lane.....	84, 192, 275, 433, 440, 445, 475, 502
WIRT, Ken (aka Kenneth R. WIRT).....	449, 464, 491, 495
WOLF, Leslie .....	448, 452, 492
WOLFE, Jeffrey.....	484
WOODING, Michael.....	502
WRIGHT EDELMAN, Marian .....	448
WU, Vincent H. ....	174, 458, 469, 476, 492, 502, 511
YOCUM, Dale.....	433, 435, 437, 438, 440, 443, 444, 452, 454, 458, 460
YOUNG, Lauren.....	463
ZDYBEL, Rob .....	375, 378, 379, 429, 432
ZINN, Karl .....	448