

24 TESTED, READY-TO-RUN GAME PROGRAMS IN BASIC

Fun and game programs—most including specific adaptations for the TRS-80 & PET® home computers!



BY KEN TRACTON

**24 TESTED,
READY-TO-RUN GAME
PROGRAMS IN BASIC**

Other TAB books by the author:

- No. 771 *Integrated Circuits Guidebook*
- No. 861 *Display Electronics*
- No. 960 *IC Function Locator*
- No. 1000 *57 Practical Programs & Games in BASIC*
- No. 1055 *The BASIC Cookbook*
- No. 1095 *Programs in BASIC for Electronic Engineers, Technicians & Experimenters*

Dedication

dedicated to all those incredible home computers

**24 TESTED,
READY-TO-RUN GAME
PROGRAMS IN BASIC**
BY KEN TRACTON

TAB BOOKS

BLUE RIDGE SUMMIT, PA. 17214

FIRST EDITION

FIRST PRINTING—NOVEMBER 1978

Copyright © 1978 by TAB BOOKS

Printed in the United States of America

Reproduction or publication of the content in any manner, without express permission of the publisher, is prohibited. No liability is assumed with respect to the use of the information herein.

Library of Congress Cataloging in Publication Data

Tracton, Ken.

24 tested, ready-to-run game programs in Basic.

Includes index.

1. Games—Computer programs. 2. Games—Data processing. 3. Basic (Computer program language) I. Title.

GV1469.2.T72 793.9 78-11779

ISBN 0-8306-9876-0

ISBN 0-8306-1085-5 pbk.

Cover illustration courtesy Atari Inc.

Preface

Many people look at game playing on a computer as a waste of time; unfortunately, they do not realize that this type of activity stimulates the user's interest in computers and program writing and helps him better understand computers.

Games should never be considered a waste of time because if they do nothing else, they teach the user something within the realm of the game whether it be reaction, calculation, logical reasoning or use of mathematical ideas.

Of course, the easiest way to learn about BASIC or about computers is to play with them, and games provide an excellent channel for this type of expression.

I would like to thank Peter for all his help and advice, and especially thank Bill and Dan for their infinite patience with me.

Ken Tracton

Contents

Section I

Computer Games in BASIC	9
Wumpus	11
Sub Hunt	17
Sink the Bismark.....	29
Mouse Hunt.....	44
Capture the Alien	50
Star Warp.....	56
Bomb Disposal Squad	69
Biorhythm.....	77
Guess.....	82
Guess Again	86
Plot Your 4 Equations.....	92
Plot Your 10 Equations.....	97
Polar Graphic Subroutine	102
Math Whiz Kid Quiz.....	109
Ship in the Water.....	118
Leap Frog.....	129
Computerized Hangman.....	135
Your Cheating Computer.....	142
Comp-U-Story	150
Auto Rallye.....	154
Decisions! Decisions!.....	159
Computer Craps.....	165
Art Graphics.....	172
Love That Printer Graphics.....	178

Section II

Programs for TRS-80 and PET® Computers	181
Wumpus.....	183
Sub Hunt.....	188
Sink the Bismark.....	191
Mouse Hunt.....	194
Capture the Alien.....	196
Star Warp.....	198
Bomb Disposal Squad	204
Biorhythm.....	206
Leap Frog.....	209
Computerized Hangman.....	211
Your Cheating Computer.....	215
Auto Rallye.....	217

Appendices

Appendix A—BASIC Statements.....	221
Appendix B—Derived Functions.....	223
Appendix C—ASCII Code.....	227
Appendix D—Hexadecimal-Decimal Interger Conversion.....	230
Appendix E—Standard Logic Symbols.....	242
Appendix F—Common Number Systems.....	249

Index.....	251
-------------------	------------

A Note to the Reader	252
-----------------------------------	------------

Section I

Computer Games In BASIC

This section contains 24 games in BASIC for your home computer. These games serve as exercises to increase your knowledge of programming in BASIC language and your working knowledge of what your computer can do.

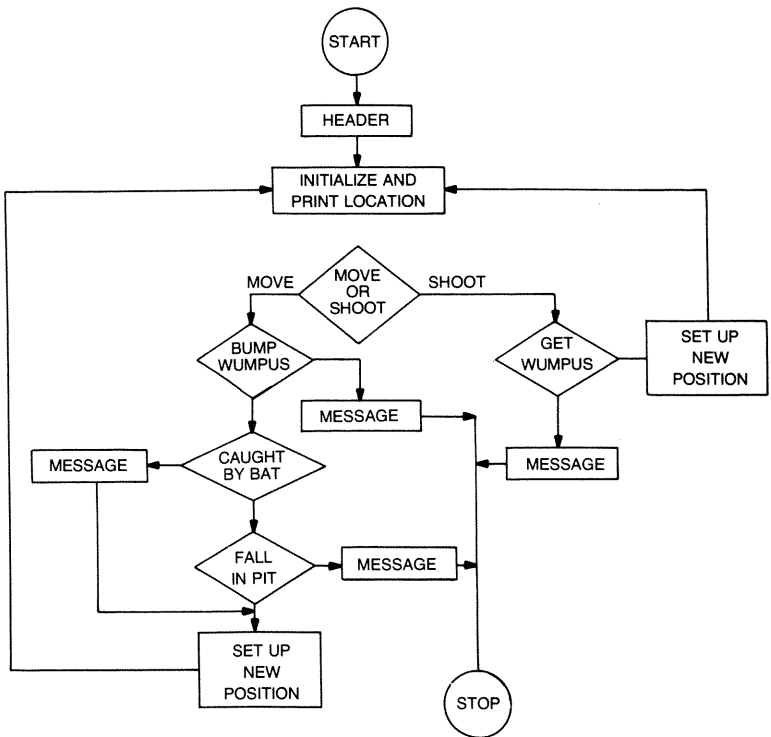
Some games are word games. Others are combat or chase games where you're on search and destroy missions. Number games include guessing games and plotting routines. Some games show graphics displays while others are designed to be of practical use.

All games include a flowchart, sample run and program listing. All programs will run in 8K of memory (not including BASIC) except for Star Warp which requires 20K.

Information is included on which programs can be used on a Radio Shack TRS-80 computer. Section II contains actual program listings for some of the games for a TRS-80 or PET[®].

WUMPUS

The wumpus is asleep somewhere in his cave of 20 rooms. You must track him down and shoot him with one of your five arrows. The trick is in not getting eaten by the wumpus, being taken to another room by a super bat, or falling into a bottomless pit during the hunt. Also, be sure to avoid shooting yourself with an arrow!



Flowchart for Wumpus

Sample Run

INSTRUCTIONS? (Y-N)

? Y

WELCOME TO 'HUNT THE WUMPUS'

THE WUMPUS LIVES IN A CAVE OF 20 ROOMS. EACH ROOM HAS 3 TUNNELS LEADING INTO OTHER ROOMS. (LOOK AT A DUODECAHEDRON TO SEE HOW THIS WORKS -IF YOU DON'T KNOW WHAT A DUODECAHEDRON IS, ASK SOMEONE)

HAZARDS

BOTTOMLESS PITS, THERE ARE 2 OF THESE FALL INTO ONE, AND YOU WILL LAND IN CHINA

SUPER BATS - TWO OTHER ROOMS HAVE SUPER BATS. IF YOU GO THERE, A BAT GRABS YOU AND TAKES YOU TO SOME OTHER ROOM AT RANDOM. (WHICH MIGHT BE TROUBLESOME)

WUMPUS

THE WUMPUS IS NOT BOTHERED BY THE HAZARDS (HE HAS SUCKER FEET AND IS TOO BIG FOR A BAT TO LIFT). USUALLY HE IS ASLEEP, TWO THINGS WAKE HIM UP, YOUR ENTERING HIS ROOM OR YOUR SHOOTING AN ARROW.

IF THE WUMPUS WAKES, HE MOVES (P=.75) ONE ROOM OR STAYS STILL (P=.25). AFTER THAT, IF HE IS WHERE YOU ARE, HE EATS YOU UP (& YOU LOSE!)

YOU

EACH TURN YOU MAY MOVE OR SHOOT A CROOKED ARROW MOVING: YOU CAN GO ONE ROOM (THRU ONE TUNNEL) ARROWS: YOU HAVE 5 ARROWS. YOU LOSE WHEN YOU RUN OUT. EACH ARROW CAN GO FROM 1 TO 5 ROOMS. YOU AIM BY TELLING THE COMPUTER THE ROOM/S YOU WANT THE ARROW TO GO TO. IF THE ARROW CAN'T GO THAT WAY (IE NO TUNNEL) IT MOVES AT RANDOM TO THE NEXT ROOM.

IF THE ARROW HITS THE WUMPUS, YOU WIN.

IF THE ARROW HITS YOU, YOU LOSE.

WARNINGS

WHEN YOU ARE ONE ROOMS AWAY FROM THE WUMPUS OR HAZARD, THE COMPUTER SAYS

WUMPUS - 'I SMELL A WUMPUS'

BAT - 'BATS NEARBY'

PIT - 'I FEEL A DRAFT'

HUNT THE WUMPUS

YOU ARE IN ROOM 2
TUNNELS LEAD TO 1 3 10

SHOOT OR MOVE ? (S-M)

? M

OKAY, WHERE TO NOW?

? 3

I FEEL A DRAFT!

YOU ARE IN ROOM 3
TUNNELS LEAD TO 2 4 12

SHOOT OR MOVE ? (S-M)
? M
OKAY, WHERE TO NOW?
? 4
A PIT, CHINA HERE I COME !!!!!!!
DUMMY, YOU LOSE, WUMPPII JUST LOVE YOU!!!
SAME SET UP? (Y-N)
? YES
HUNT THE WUMPUS

I SMELL A WUMPUS!
YOU ARE IN ROOM 15
TUNNELS LEAD TO 6 14 16

SHOOT OR MOVE ? (S-M)
? M
OKAY, WHERE TO NOW?
? 16

YOU ARE IN ROOM 16
TUNNELS LEAD TO 15 17 20

SHOOT OR MOVE ? (S-M)
? M
OKAY, WHERE TO NOW?
? 15

I SMELL A WUMPUS!
YOU ARE IN ROOM 15
TUNNELS LEAD TO 6 14 16

SHOOT OR MOVE ? (S-M)
? 14
SHOOT OR MOVE ? (S-M)
? M
OKAY, WHERE TO NOW?
? 14
DUMMY, YOU BUMPED INTO A WUMPUS!!
I SMELL A WUMPUS!
BATS NEARBY
YOU ARE IN ROOM 14
TUNNELS LEAD TO 4 13 15

SHOOT OR MOVE ? (S-M)
? S
NUMBER OF ROOMS? (1-5)
? 2
ROOM #? 4
ROOM #? 13
AHA! YOU GOT THE WUMPUS!
OKAY HOT SHOT, THE WUMPPII WILL GET THEIR REVENGE
WUMPPII SPIRITS WILL HAUNT YOU 'TILL THEN
SAME SET UP? (Y-N)
? NO
HUNT THE WUMPUS

I SMELL A WUMPUS!
YOU ARE IN ROOM 18
TUNNELS LEAD TO 9 17 19

SHOOT OR MOVE ? (S-M)
? S
NUMBER OF ROOMS? (1-5)

Program Listing

```
10 REM HUNT THE WUMPUS

30 PHINI "INSTRUCTIONS? (Y=N)"
40 INPUT I$
50 IF I$="N" THEN 70
60 GOSUB 670
70 DIM S(20,3)
80 FOR J=1 TO 20
90 FOR K=1 TO 3
100 HEAD S(J,K)
110 NEXT K
120 NEXT J
130 DATA 2,5,8,1,3,10,2,4,12,3,5,14,1,4,6
140 DATA 5,7,15,6,8,17,1,7,9,8,10,18,2,9,11
150 DATA 10,12,19,3,11,13,12,14,20,4,13,15,6,14,16
160 DATA 15,17,20,7,16,18,9,17,19,11,18,20,13,16,19
170 DEF FNA(X)=INT(20*HND(0)+1)
180 DEF FNR(X)=INT(3*HND(0)+1)
190 DEF FNC(X)=INT(4*HND(0)+1)
200 MEM LOCATE L ARRAY ITEMS
210 MEM 1=YOU,2=WUMPUS,3&4=PIIS,5&6=RAIS
220 DIM L(6)
230 DIM M(6)
240 FOR J= 1 TO 6
250 L(J) =FNA(0)
260 M(J) = L(J)
270 NEXT J
280 REM CHECK FOR CROSSOVERS
290 FOR J=1 TO 6
300 FOR K=J TO 6
310 IF J=K THEN 330
320 IF L(J) = L(K) THEN 240
330 NEXT K
340 NEXT J
350 REM SET ARROWS
360 A=5
370 L=L(1)
380 REM RUN THE GAME
390 PHINI "HUNT THE WUMPUS"
400 PRINT"-----"
410 REM HAZARD WARNINGS AND LOCATIONS
420 GO SUB 1090
430 REM MOVE OR SHOOT
440 GO SUB 1280
450 IF O = 1 THEN 470
460 IF O = 2 THEN 510
470 GO SUB 1370
480 IF F=0 THEN 420
490 GO TO 530
500 REM MOVE
510 GO SUB 1880
520 IF F=0 THEN 420
530 IF F>0 THEN 580
540 REM LOSE
550 PRINT"DUMMY, YOU LOSE, WUMPII JUST LOVE YOU!!!"
560 GO TO 600

570 REM WIN
580 PRINT"OKAY HOT SHOT, THE WUMPII WILL GET THEIR REVENGE"
590 PRINT"WUMPII SPIRITS WILL HAUNT YOU 'TILL THEN"
600 FOR J=1 TO 6
610 L(J)=M(J)
620 NEXT J
630 PHINI "SAME SET UP? (Y=N)"
640 INPUT I$
650 IF I$<>"Y" THEN 240
660 GO TO 360
670 REM INSTRUCTIONS
680 PRINT "WELCOME TO 'HUNT THE WUMPUS'"
690 PRINT " THE WUMPUS LIVES IN A CAVE OF 20 ROOMS. EACH ROOM"
700 PRINT "HAS 3 TUNNELS LEADING INTO OTHER ROOMS.(LOOK AT A"
710 PRINT"DODECAHEDRON TO SEE HOW THIS WORKS -IF YOU DON'T KNOW"
720 PRINT "WHAT A DODECAHEDRON IS, ASK SOMEONE)"
```

```

730 PRINT
740 PRINT "    HAZARDS "
750 PRINT "BOTTOMLESS PITS, THERE ARE 2 OF THESE"
760 PRINT "FALL INTO ONE, AND YOU WILL LAND IN CHINA"
770 PRINT "SUPER BATS - TWO OTHER ROOMS HAVE SUPER BATS. IF YOU"
780 PRINT "    GO THERE, A BAT GRABS YOU AND TAKES YOU TO SOME OTHER"
790 PRINT "    ROOM AT RANDOM. (WHICH MIGHT BE TROUBLE SOME)"
800 PRINT
810 PRINT "    WUMPUS "
820 PRINT " THE WUMPUS IS NOT DISTURBED BY THE HAZARDS (HE HAS SUCKER"
830 PRINT " FEET AND IS TOO BIG FOR A BAT TO LIFT). USUALLY"
840 PRINT " HE IS ASLEEP. TWO THINGS WAKE HIM UP, YOUR ENTERING"
850 PRINT " HIS ROOM OR YOUR SHOOTING AN ARROW."
860 PRINT "    IF THE WUMPUS WAKES, HE MOVES (P=.75) ONE ROOM"
870 PRINT " OR STAYS STILL (P=.25). AFTER THAT, IF HE IS WHERE YOU"
880 PRINT " ARE, HE EATS YOU UP ( & YOU LOSE!)"
890 PRINT
900 PRINT "    YOU "
910 PRINT " EACH TURN YOU MAY MOVE OR SHOOT A CROOKED ARROW"
920 PRINT " MOVING YOU CAN GO ONE ROOM (THRU ONE TUNNEL)"
930 PRINT " ARROWS YOU HAVE 5 ARROWS. YOU LOSE WHEN YOU RUN OUT."
940 PRINT " EACH ARROW CAN GO FROM 1 TO 5 ROOMS. YOU AIM BY TELLING"
950 PRINT " THE COMPUTER THE ROOM/S YOU WANT THE ARROW TO GO TO."
960 PRINT " IF THE ARROW CAN'T GO THAT WAY (IE NO TUNNEL) IT MOVES"
970 PRINT " AT RANDOM TO THE NEXT ROOM."
980 PRINT " IF THE ARROW HITS THE WUMPLUS, YOU WIN."
990 PRINT " IF THE ARROW HITS YOU, YOU LOSE."
1000 PRINT
1010 PRINT "    WARNINGS "
1020 PRINT " WHEN YOU ARE ONE ROOMS AWAY FROM THE WUMPUS OR HAZARD,"
1030 PRINT " THE COMPUTER SAYS "
1040 PRINT " WUMPUS - 'I SMELL A WUMPUS'"
1050 PRINT " BAT - 'BATS NEARBY'"
1060 PRINT " PIT - 'I FEEL A DRAFT'"
1070 PRINT " "
1080 RETURN
1090 REM PRINT LOCATION AND HAZARD WARNINGS
1100 PRINT
1110 FOR J=2 TO 6
1120 FOR K=1 TO 3
1130 IF S(L(1),K) <>L(J) THEN 1220
1140 IF J=2 THEN 1170
1150 IF J=3 OR J=4 THEN 1190
1160 IF J=5 OR J=6 THEN 1210
1170 PRINT "I SMELL A WUMPUS!"
1180 GO TO 1220
1190 PRINT "I FEEL A DRAFT!"
1200 GO TO 1220
1210 PRINT "BATS NEARBY"
1220 NEXT K
1230 NEXT J
1240 PRINT "YOU ARE IN ROOM "L(1)
1250 PRINT "TUNNELS LEAD TO "S(L+1)+S(L+2)+S(L+3)
1260 PRINT
1270 RETURN
1280 REM CHOOSE OPTION
1290 PRINT "SHOOT OR MOVE ? (S=M)"
1300 INPUT I$
1310 IF I$<>"S" THEN 1340
1320 O=1
1330 RETURN
1340 IF I$<>"M" THEN 1290
1350 O=2
1360 RETURN
1370 REM ARROW ROUTINE
1380 F=0
1390 REM PATH OF ARROW
1400 DIM P(5)
1410 PRINT "NUMBER OF ROOMS? (1-5)"
1420 INPUT J$
1430 IF J$<1 OR J$>5 THEN 1410
1440 FOR K=1 TO J$
1450 PRINT "ROOM #"K
1460 INPUT P(K)
1470 IF K<=2 THEN 1510
1480 IF P(K)<>P(K-2) THEN 01510

```

```

1490 PRINT"ARROWS ARE NOT SUPER MAGIC. BE REALISTIC"
1500 GO TO 1450
1510 NEXT K
1520 REM SHOOT ARROW
1530 L=L(1)
1540 FOR K=1 TO J9
1550 FOR K1 = 1 TO 3
1560 IF S(L,K1)=P(K) THEN 1720
1570 NEXT K1
1580 REM NO TUNNEL FOR ARROW
1590 L=S(L,FNB(1))
1600 GO TO 1730
1610 NEXT K
1620 PRINT "MISSED"
1630 L=L(1)
1640 REM MOVE WUMPUS
1650 GO SUB 1800
1660 REM AMMO CHECK
1670 A = A-1
1680 IF A>0 THEN 1700
1690 F=-1
1700 RETURN
1710 REM SEE IF ARROW IS AT L(1) OR L(2)
1720 L=P(K)
1730 IF L<>L(2) THEN 1770
1740 PRINT "AHAI YOU GOT THE WUMPUS!"
1750 F = 1
1760 RETURN
1770 IF L<>L(1) THEN 1610
1780 PRINT "OUCH!!! ARROW GOT YOU!"
1790 GO TO 1690
1800 REM - MOVE WUMPUS ROUTINE
1810 K=FNC(1)
1820 IF K=4 THEN 1840
1830 L(2)=S(L(2),K)
1840 IF L(2)<>L THEN 1870
1850 PRINT"WUMPUS GOT YA!!!, DUMMY!!!"
1860 F = -1
1870 RETURN
1880 REM MOVE ROUTINE
1890 F=0
1900 PRINT"OKAY. WHERE TO NOW?"
1910 INPUT L
1920 IF L<1 OR L>20 THEN 1900
1930 FOR K=1 TO 3
1940 REM CHECK IF LEGAL MOVE
1950 IF S(L(1),K)=L THEN 2010
1960 NEXT K
1970 IF L=L(1) THEN 2010
1980 PRINT"ARE YOU FOR REAL. THAT'S NOT POSSIBLE"
1990 GO TO 1900
2000 REM CHECK FOR HAZARDS
2010 L(1)=L
2020 REM WUMPLS
2030 IF L<>L(2) THEN 2100
2040 PRINT"DUMMY. YOU HUMPED INTO A WUMPUS!!!"
2050 REM - MOVE WUMPUS
2060 GO SUB 1810
2070 IF F=0 THEN 2100
2080 RETURN
2090 REM - PIT
2100 IF L<>L(3) AND L<>L(4) THEN 2150
2110 PRINT"HA PIT. CHINA HERE I'COME !!!!!!!"
2120 F=-1
2130 RETURN
2140 REM - BATS
2150 IF L<>L(5) AND L<>L(6) THEN 2190
2160 PRINT"SUFFFF-BATS!!! GOOD-LUCK!!!!!!!!!!"
2170 L=FNA(1)
2180 GO TO 2010
2190 RETURN
2200 END

```

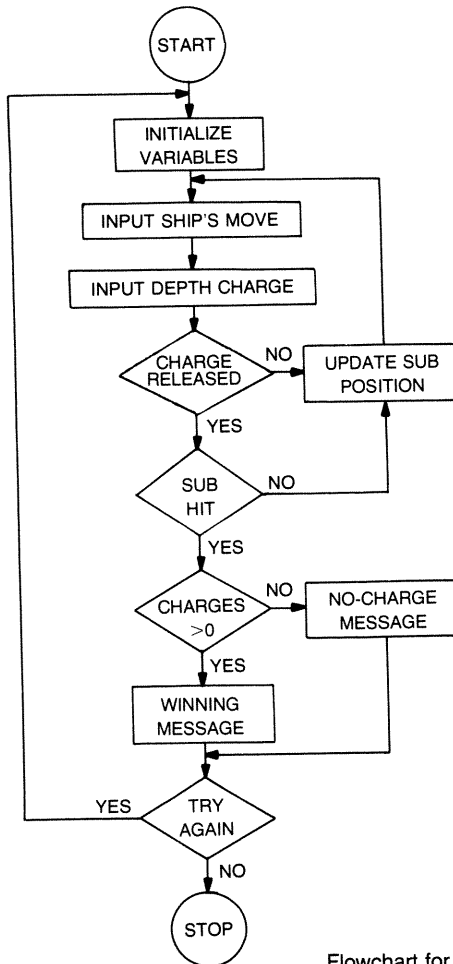
An adaptation of this program designed specifically for the Radio Shack TRS-80 computer using Level II BASIC can be found on page 183 in Section II.

SUB HUNT

This game pits you against a nuclear enemy sub lurking in nearby seas. The area of conflict is a 10×10 unit grid, and the enemy can dive down to a depth of 10 units. Figure 1-1 helps you visualize the playing area.

Your mission is to destroy the sub. You have a limited number of depth charges. This number changes from game to game, but you always will have at least 16.

To destroy the sub, you must place the charge not only on the right coordinate but also fused for the right depth.



Flowchart for Sub Hunt

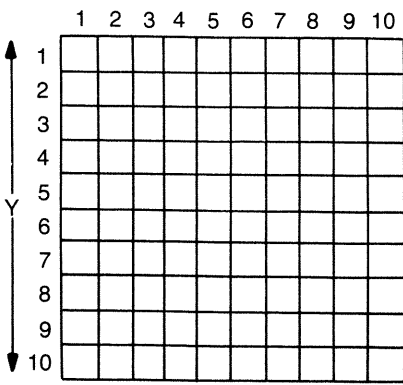
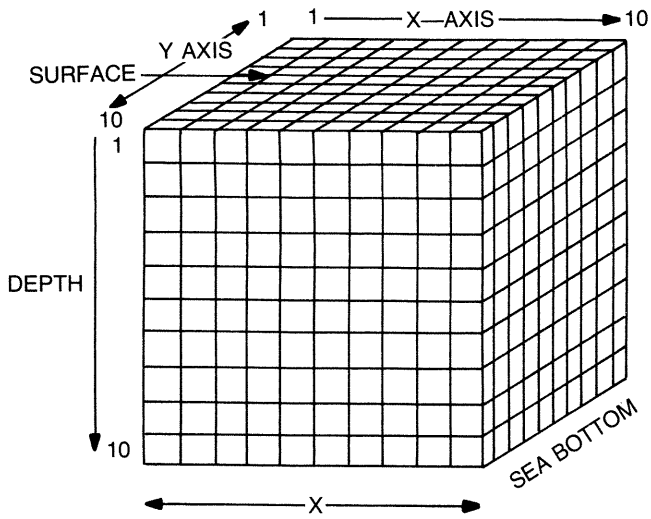


Fig. 1-1—The battle area is a 10 × 10 unit grid. You must place the depth charge on the right coordinate and also at the right depth.

Sample Run

RUN

SUB HUNT

WELCOME TO THE GAME OF SUB HUNT
THE ENEMY SUB MAY BE LURKING
ANYWHERE WITHIN THE GRID.

TO COMPLICATE FINDING IT AND
DESTROYING IT WITH DEPTH CHARGES,
THE SUB CAN ALSO DIVE.

DEPTH CHARGES MAY BE DROPPED
ANYWHERE ON THE GRID, BUT
THEY ARE NOT EFFECTIVE UNLESS
THEY HAVE BEEN SET FOR THE RIGHT
DEPTH.

SINCE THE SUB CAN DIVE TO THE SEA
BOTTOM, SO CAN DEPTH CHARGES BE
SET FOR THIS DEPTH, 10 IS THE SEA
BOTTOM, WHILE 1 IS THE SURFACE OF
THE SEA.

THE SUB'S POSITION WILL BE UPDATED
AFTER EACH MOVE, AS IT WAITS TO SEE
WHAT YOUR MOVE IS.

THE SUB, BEING NUCLEAR POWERED CAN
STAY AT ANY DEPTH, FOR ANY PERIOD OF
TIME.

TO DESTROY THE SUB, YOU MUST
DROP THE DEPTH CHARGE NOT ONLY AT
THE RIGHT COORDINATE, BUT IT MUST
BE FUSED FOR THE RIGHT DEPTH.

IF NOT, YOU HAVE WASTED A DEPTH
CHARGE.

YOU HAVE A DISADVANTAGE AND AN

ADVANTAGE OVER THE SUB.

THE DISADVANTAGE IS YOU'RE LIMITED
TO THE NUMBER OF DEPTH CHARGES
YOU HAVE, SINCE YOU HAVE BEEN AT
SEA SO LONG.

THE ADVANTAGE IS THAT THE SUB CAN MOVE
ONLY ONE SQUARE AT A TIME, AND ALSO
IT CAN MOVE ONLY UP OR DOWN IN DEPTH
ONE COORDINATE AT A TIME.

GOOD LUCK, COMMANDER.

YOU, COMMANDER, ARE AT COORDINATES 1,1
COMMANDER, WHERE DO WE SAIL FOR

? 5,5

COMMANDER, WHAT SETTING FOR DEPTH
CHARGES A SETTING OF 0 RELEASES NO
CHARGES

? 5

NELSON WOULD BE PROUD OF YOU
YOU GOT THE DEVIL SUB...

YOU STILL HAVE 9 DEPTH CHARGES
TO PLAY AGAIN TYPE 1, OTHERWISE 0
?0

THE COMPUTER KNEW YOU WERE A LANDLUB-
BER.
RUN COMPLETE.

Program Listing

```
10  REM THE GAME OF SUB HUNT
20  REM THE SUB HUNT IS PLAYED
30  REM ON A 10 X 10 GRID WITH
40  REM THE ORIGIN ON THE LEFT
50  REM TOP CORNER.
60  REM THE X AXIS READS FROM
70  REM 1 TO 10 GOING LEFT TO
80  REM RIGHT, THE Y AXIS READS
90  REM FROM 1 TO 10 GOING
100 REM TOP TO BOTTOM, THEREFORE
110 REM COORDINATE 10,10 IS THE RIGHT
120 REM LOWER CORNER OF THE GRID
130 REM SUBS ARE CRAFTY, WATCH THEM
140 REM CAREFULLY
150 PRINT
160 PRINT ''SUB HUNT''
170 PRINT
180 PRINT
190 PRINT ''WELCOME TO THE GAME OF
    SUB HUNT''
200 PRINT
210 PRINT ''THE ENEMY SUB MAY BE
    LURKING''
220 PRINT ''ANYWHERE WITHIN THE GRID.'''
230 PRINT ''TO COMPLICATE FINDING IT
    AND''
240 PRINT ''DESTROYING IT WITH DEPTH
    CHARGES, ''
```

```
250 PRINT ''THE SUB CAN ALSO DIVE.''
260 PRINT ''DEPTH CHARGES MAY BE
    DROPPED''
270 PRINT ''ANYWHERE ON THE GRID,
    BUT''
280 PRINT ''THEY ARE NOT EFFECTIVE
    UNLESS''
290 PRINT ''THEY HAVE BEEN SET FOR
    THE RIGHT''
300 PRINT ''DEPTH.''
310 PRINT ''SINCE THE SUB CAN DIVE TO
    THE SEA''
320 PRINT ''BOTTOM, SO CAN DEPTH
    CHARGES BE''
330 PRINT ''SET FOR THIS DEPTH, 10 IS
    THE SEA''
340 PRINT ''BOTTOM, WHILE 1 IS THE
    SURFACE OF''
350 PRINT ''THE SEA.''
360 PRINT ''THE SUB'S POSITION WILL
    BE UPDATED''
370 PRINT ''AFTER EACH MOVE, AS IT
    WAITS TO SEE''
380 PRINT ''WHAT YOUR MOVE IS.''
390 PRINT ''THE SUB, BEING NUCLEAR
    POWERED, CAN''
400 PRINT ''STAY AT ANY DEPTH, FOR
    ANY PERIOD OF''
410 PRINT ''TIME.''
420 PRINT ''TO DESTROY THE SUB, YOU
    MUST''
```

```

430 PRINT "'DROP THE DEPTH CHARGE NOT
      ONLY AT'"
440 PRINT "'THE RIGHT COORDINATES,
      BUT IT MUST'"
450 PRINT "'BE FUSED FOR THE RIGHT
      DEPTH.'"
460 PRINT "'IF NOT, YOU HAVE WASTED A
      DEPTH.'"
470 PRINT "'CHARGE.'"
480 PRINT "'YOU HAVE A DISADVANTAGE
      AND AN'"
490 PRINT "'ADVANTAGE OVER THE SUB.'"
500 PRINT "'THE DISADVANTAGE IS
      YOU'RE LIMITED'"
510 PRINT "'TO THE NUMBER OF DEPTH
      CHARGES'"
520 PRINT "'YOU HAVE, SINCE YOU HAVE
      BEEN AT'"
530 PRINT "'SEA SO LONG.'"
540 PRINT "'THE ADVANTAGE IS THAT THE
      SUB CAN MOVE'"
550 PRINT "'ONLY ONE SQUARE AT A TIME,
      AND ALSO'"
560 PRINT "'IT CAN MOVE ONLY UP OR
      DOWN IN DEPTH'"
570 PRINT "'ONE COORDINATE AT A TIME.'"
580 REM AMOUNT OF DEPTH CHARGES
590 C1 = INT(RND(10) * 11) + 16
600 PRINT "'GOOD LUCK, COMMANDER.'"
610 PRINT

```

```

620 PRINT ''YOU, COMMANDER, ARE AT
    COORDINATES 1,1''
630 PRINT
640 REM SET UP POSITION FOR SUB
650 A = INT{RND{0} * 10} + 1
660 B = INT{RND{0} * 10} + 1
670 D = INT{RND{0} * 10} + 1
680 REM A IS THE X AXIS
690 REM B IS THE Y AXIS
700 REM D IS THE DEPTH
710 REM SHIP'S STARTING COORDINATES
720 X1 = 1
730 Y1 = 1
740 REM GET SHIP'S MOVE
750 PRINT
760 PRINT ''COMMANDER, WHERE DO WE
    SAIL FOR''
770 INPUT X,Y
780 REM TEST THAT X,Y ARE NOT OUT OF
    BOUNDS
790 IF X > 10 OR X < 1 THEN B20
800 IF Y > 10 OR Y < 1 THEN B20
810 GOTO 840
820 PRINT ''COMMANDER, STAY WITHIN
    THE GRID''
830 GOTO 750
840 X1 = X
850 Y1 = Y
860 PRINT
870 PRINT ''COMMANDER, WHAT SETTING
    FOR DEPTH CHARGES''

```

```

880 PRINT 'A SETTING OF 0 RELEASES
      NO CHARGES.'
890 INPUT C
900 IF C = 0 THEN 960
910 IF C > 10 OR C < 1 THEN 930
920 GOTO 1430
930 PRINT 'COMMANDER, THE SUB IS IN
      THE WATER'
940 PRINT 'NEITHER ABOVE THE SURFACE,
      NOR BELOW THE BOTTOM'
950 GOTO 860
960 PRINT
970 PRINT 'THE SUB IS AT CO-
      ORDINATES:—'
980 PRINT 'X = ' ; A ; 'Y = ' ; B
990 PRINT 'AND AT A DEPTH OF ' ; D
1000 REM NEW SUB POSITION
1010 A1 = INT{RND{0} * 2}
1020 B1 = INT{RND{0} * 2}
1030 D1 = INT{RND{0} * 2}
1040 REM CHECK FOR PROPER MOVE
1050 REM GET NEGATIVE OR POSITIVE
      MOVE
1060 Q1 = INT{RND{0} * 2}
1070 Q2 = INT{RND{0} * 2}
1080 Q3 = INT{RND{0} * 2}
1090 IF Q1 = 1 THEN 1120
1100 Q1 = -1
1110 GOTO 1130
1120 Q1 = 1

```

```

1130 IF Q2 = 1 THEN 1160
1140 Q2 = -1
1150 GOTO 1170
1160 Q2 = 1
1170 IF Q3 = 1 THEN 1200
1180 Q3 = -1
1190 GOTO 1210
1200 Q3 = 1
1210 IF A + {A1 * Q1} > 10 OR A + {A1
      * Q1} < 1 THEN 1240
1220 A = A + {A1 * Q1}
1230 GOTO 1280
1240 IF A + {A1 * Q1} > 10 THEN 1270
1250 A = 1
1260 GOTO 1280
1270 A = 9
1280 IF B + {B1 * Q2} > 10 OR B + {B1
      * Q1} < 1 THEN 1310
1290 B = B + {B1 * Q2}
1300 GOTO 1350
1310 IF B + {B1 * Q2} > 10 THEN 1340
1320 B = 1
1330 GOTO 1350
1340 B = 9
1350 IF D + {D1 * Q3} > 10 OR D + D
      {D1 * Q3} < 1 THEN 1380
1360 D = D + {D1 * Q3}
1370 GOTO 1420
1380 IF D + {D1 * Q3} > 10 THEN 1410
1390 D = 1

```

```
1400 GOTO 1420
1410 D = 9
1420 GOTO 750
1430 IF X = A AND Y = B AND C = D
    THEN 1630
1440 PRINT
1450 PRINT ''SORRY, COMMANDER, WE
    HAVE MISSED''
1460 C1 = C1 - 1
1490 IF C1 > 0 THEN 960
1500 PRINT
1510 PRINT ''SORRY, COMMANDER, NO
    MORE DEPTH CHARGES''
1520 PRINT ''WE CANNOT GET HIM WITH-
    OUT CHARGES''
1530 PRINT
1540 PRINT ''TO PLAY AGAIN TYPE 1,
    OTHERWISE 0''
1550 INPUT L
1560 IF L = 1 THEN 1610
1570 PRINT
1580 PRINT ''THE COMPUTER KNEW YOU
    WERE A''
1590 PRINT ''LANDLUBBER...''
1600 STOP

1610 PRINT
1620 GOTO 580
1630 PRINT
1640 PRINT ''NELSON WOULD BE PROUD
    OF YOU''
```



```
1650 PRINT ''YOU GOT THE DEVIL SUB.''
1660 PRINT ''YOU STILL HAVE ''; C1;
      ''DEPTH CHARGES''
1670 GOTO 1530
1680 END
```

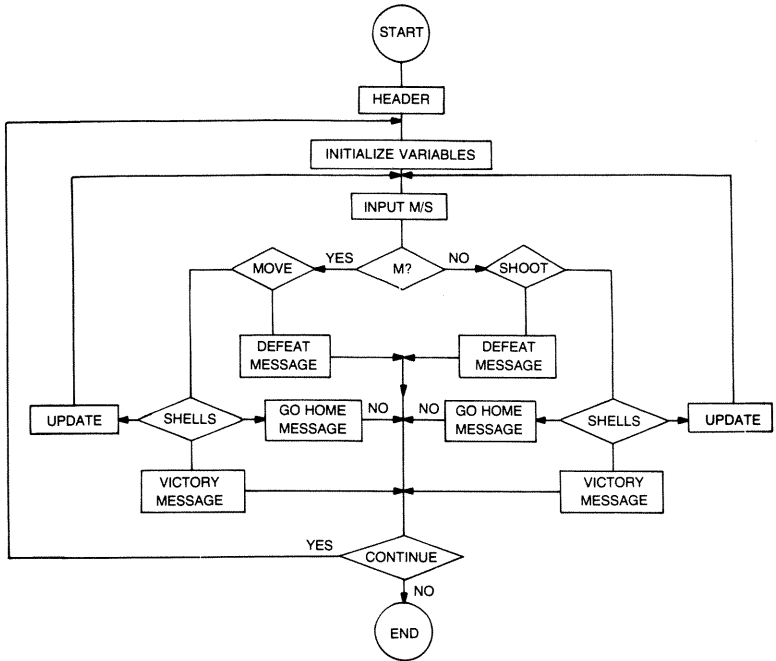
An adaptation of this program designed specifically for the Radio Shack TRS-80 computer using Level II BASIC can be found on page 188 in Section II.

SINK THE BISMARK

This is an exciting chase game with many messages from the computer to the captain.

Both vessels can fire at each other. Your mission is to sink the enemy before the enemy sinks you. As you get closer, the damage done by the high explosive shells becomes more pronounced.

Caution: the number of shells available for either ship is limited. The number of shells is picked at random by the computer, yet there is always a minimum of 20 shells initially available to each ship.



Flowchart for Sink the Bismark

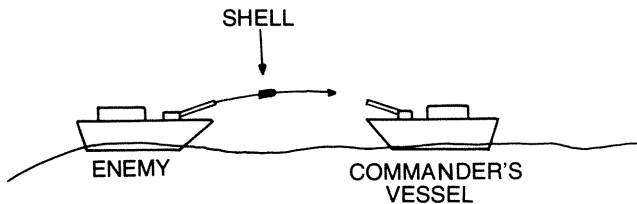


Fig. 1-2—As the distance between vessels becomes closer, the effectiveness of the high-explosive shells increases.

INSTRUCTIONS ARE:—

THIS IS THE GAME OF SINK THE BISMARCK
BOTH YOUR VESSEL AND THAT
OF THE ENEMY HAVE HIGH
EXPLOSIVE SHELLS.

YOUR MISSION IS TO SINK THE ENEMY
VESSEL BEFORE IT CAN SINK
YOUR VESSEL.

THE NUMBER OF SHELLS AVAILABLE
FOR BOTH YOU AND THE ENEMY ARE
RANDOM, BUT BOTH VESSELS HAVE A
MINIMUM OF 20 SHELLS EACH.

SHELLS ARE LESS EFFECTIVE AT LARGER
DISTANCES.

THE PRESENT DISTANCE IS NOW 1500
WHAT IS YOUR COMMAND, MOVE OR SHOOT
ENTER M OR S

? M

SORRY, COMMANDER, YOU HAVE NO MORE
SHELLS, YOU BETTER RETREAT TO PORT,
NEXT TIME, BE CAREFUL WITH YOUR FIRE
POWER..

TO TRY AGAIN AND BE MORE
WATCHFUL THIS TIME
TYPE L TO TRY AGAIN, D TO STOP

?D

I GUESS YOU'RE NOT READY TO
TRY AGAIN, COMMANDER..
WELL MAYBE NEXT TIME..
RUN COMPLETE.

Program Listing

```
10  REM THIS PROGRAM PITS TWO
    DESTROYERS
20  REM AGAINST EACH OTHER
30  REM ONE VESSEL IS UNDER YOUR
    COMMAND
40  REM THE OTHER IS UNDER COMPUTER
    CONTROL
50  REM TO EVEN THE ODDS, THE COMPUTER
    MUST
60  REM USE RANDOM VARIABLES OR ELSE
    THE CONTEST
70  REM WOULD DEFINITELY BE BIASED TO-
    WARDS THE
80  REM COMPUTER.
90  REM INITIALIZE VARIABLES
100 REM ESTABLISH DISTANCE AT START
    OF GAME
110 D = 1000 + INT{RND{0} * 2000}
120 REM ESTABLISH NUMBER OF SHOTS
    AVAILABLE
130 REM TO THE ENEMY
140 S = INT{RND{0} * 25} + 20
150 REM ESTABLISH NUMBER OF SHOTS
    AVAILABLE TO
160 REM TO YOUR VESSEL
170 S1 = INT{RND{0} * 25} + 20
180 V = 0
190 E = 0
200 PRINT
```

```
210 PRINT TAB {7}; "'DESTROYER'"
220 PRINT TAB {7}; "' _____ '"
230 PRINT
240 PRINT
250 PRINT "'INSTRUCTIONS ARE:—'"
260 PRINT
270 PRINT "'THIS IS THE GAME OF SINK
    THE BISMARK'"
280 PRINT "'BOTH YOUR VESSEL AND
    THAT'"
290 PRINT "'OF THE ENEMY HAVE HIGH'"
300 PRINT "'EXPLOSIVE SHELLS.'"
310 PRINT "'YOUR MISSION IS TO SINK
    THE ENEMY'"
320 PRINT "'VESSEL BEFORE IT CAN
    SINK'"
330 PRINT "'YOUR VESSEL.'"
340 PRINT "'THE NUMBER OF SHELLS
    AVAILABLE'"
350 PRINT "'FOR BOTH YOU AND THE
    ENEMY ARE'"
360 PRINT "'RANDOM, BUT BOTH VESSELS
    HAVE A'"
370 PRINT "'MINIMUM OF 20 SHELLS
    EACH'"
380 PRINT "'SHELLS ARE LESS EFFECTIVE
    AT LARGE DISTANCES.'"
390 PRINT
400 PRINT "'THE PRESENT DISTANCE IS
    NOW'" ; D
```

```

410 PRINT
420 PRINT ''WHAT IS YOUR COMMAND,
      MOVE OR SHOOT''
430 PRINT ''ENTER M OR S''
440 INPUT C$
450 IF C$ = ''M'' THEN 500
460 IF C$ = ''S'' THEN 1830
470 PRINT
480 PRINT ''YOUR COMMAND MUST BE
      EITHER S OR M''
490 GOTO 410
500 PRINT
510 PRINT ''HOW FAR { - = TOWARDS, +
      = AWAY}''
520 INPUT D1
530 IF D1/ABS{D1} = 1 THEN 560
540 D = D - ABS{D1}
550 GOTO 570
560 D = D + D1
570 REM GET ENEMY SHOT
580 S = S - 1
590 IF S < 0 THEN 1290
600 REM Q IS TEMPORARY VARIABLE
610 Q = RND{10}
620 Q = Q - {D / 500}
630 Q = ABS{Q}
640 V = Q + V
650 IF V >= 100 THEN 1510
660 IF V > 10 AND V < 21 THEN 790
670 IF V > 20 AND V < 31 THEN 830

```

```

680 IF V > 30 AND V < 41 THEN 870
690 IF V > 40 AND V < 51 THEN 920
700 IF V > 60 AND V < 71 THEN 960
710 IF V > 60 AND V < 71 THEN 1010
720 IF V > 70 AND V < 81 THEN 1060
730 IF V > 80 AND V < 91 THEN 1200
740 IF V > 90 AND V < 100 THEN 1250
750 PRINT
760 PRINT 'THE ENEMY HAS NOW ONLY';
    S; 'SHELLS'
770 PRINT 'YOUR VESSEL HAS NOW ONLY
    'S; S1; 'SHELLS'
780 GOTO 390
790 PRINT
800 PRINT 'CAUTION, YOU'RE TAKING ON
    WATER'
810 PRINT 'NO SERIOUS DAMAGE YET'
820 GOTO 750
830 PRINT
840 PRINT 'THERE ARE A FEW SMALL
    FIRES'
850 PRINT 'BUT THEY ARE UNDER
    CONTROL'
860 GOTO 750
870 PRINT
880 PRINT 'YOU ARE LISTING TO PORT
    5 DEGREES'
890 PRINT 'WATER LEVEL IS STILL NOT
    DANGEROUS'
900 PRINT 'CAUTION, FIRES ARE
    SPREADING'

```

```
910 GOTO 750
920 PRINT
930 PRINT ''ENGINES ARE OVERHEATING
    AND''
940 PRINT ''THE BILGE PUMPS ARE ACT-
    ING UP''
950 GOTO 750
960 PRINT
970 PRINT ''MOST OF YOUR CREW IS''
980 PRINT ''SERIOUSLY HURT, THE FIRES
    ARE''
990 PRINT ''APPROACHING THE POWDER
    ROOM''
1000 GOTO 750
1010 PRINT
1020 PRINT ''THE LIFE BOATS ARE BEING
    READIED''
1030 PRINT ''SMOKE FILLS MOST OF THE
    CORRIDORS''
1040 PRINT ''BILGE PUMPS ARE NEAR
    FAILURE''
1050 GOTO 750
1060 PRINT
1070 PRINT ''YOUR CREW IS ABANDONING
    SHIP''
1080 PRINT ''THE BILGE PUMPS HAVE
    STOPPED''
1090 PRINT ''ONE ENGINE HAS BURNED
    OUT''
1100 GOTO 750
```



```
1200 PRINT
1210 PRINT ''THE SHIP IS BURNING,
      YOU HAVE''
1220 PRINT ''PLACED THE SHIP ON
      AUTOMATIC''
1230 PRINT ''YOU ARE LOSING
      STABILITY, COMMANDER''
1240 GOTO 750
1250 PRINT
1260 PRINT ''YOUR SHIP IS BADLY
      DESTROYED, THERE''
1270 PRINT ''IS LITTLE HOPE,
      COMMANDER..''
1280 GOTO 750
1290 PRINT
1300 PRINT ''THE ENEMY IS RETREAT-
      ING..''
1310 PRINT ''YOU HAVE WON THIS
      BATTLE''
1320 PRINT
1330 PRINT ''COMMANDER, YOU HAVE
      WON WITH''; S1
1340 PRINT ''SHELLS LEFT ON YOUR
      VESSEL''
1350 PRINT
1360 PRINT ''SINCE YOU ARE SUCH
      A GREAT COMMANDER''
1370 PRINT ''THE COMPUTER WANTS TO
      KNOW IF YOU''
1380 PRINT ''WANT TO FIGHT AGAIN..''
1390 PRINT
```

```
1400 PRINT ''TO HAVE ANOTHER BATTLE
      TYPE 1''
1410 PRINT ''IF NOT TYPE 0''
1420 INPUT L
1430 IF L = 1 THEN 110
1440 PRINT
1450 PRINT ''OKAY GIVE UP WHILE YOU
      ARE AHEAD''
1460 PRINT
1470 PRINT ''THE COMPUTER SAYS
      GOODBYE''
1480 PRINT ''THE ENEMY SAYS GOODBYE
      FROM''
1490 PRINT ''DAVY JONES LOCKER''
1500 STOP
1510 PRINT
1520 PRINT ''YOUR VESSEL IS GOING
      DOWN''
1530 PRINT ''YOU BETTER GET INTO THE
      LIFE BOAT''
1540 PRINT ''HURRY, CAPTAIN, IF YOU
      ARE''
1550 PRINT ''GOING TO MAKE IT..''
1560 PRINT
1570 PRINT ''YOU LOST THIS TIME, DO
      YOU WANT''
1580 PRINT ''TO TRY AGAIN,
      COMMANDER?''
1590 PRINT
1600 PRINT ''TYPE 1 TO TRY AGAIN, 0
      TO STOP''
```

```
1700 INPUT L
1710 IF L = 1 THEN 1770
1720 PRINT
1730 PRINT ''I GUESS YOU ARE NOT
      WILLING..'
1740 PRINT ''WHO KNOWS, PERHAPS YOU
      COULD HAVE''
1750 PRINT ''WON IF YOU HAD TRIED..'
1760 STOP
1770 PRINT
1780 PRINT ''THE COMPUTER IS HAPPY,
      YOU ARE''
1790 PRINT ''OF THE FIGHTING TYPE''
1800 PRINT ''BETTER LUCK NEXT TIME,
      COMMANDER.''
1810 PRINT
1820 GOTO 110
1830 S1 = S1 - 1
1840 IF S 1 < 0 THEN 1860
1850 GOTO 2040
1860 PRINT
1870 PRINT ''STORY, COMMANDER, YOU
      HAVE NO MORE''
1880 PRINT ''SHELLS, YOU BETTER RE-
      TREAT TO PORT,''
1890 PRINT ''NEXT TIME, BE CAREFUL
      WITH YOUR FIRE''
1900 PRINT ''POWER..'
1910 PRINT
1920 PRINT ''TO TRY AGAIN, AND BE
      MORE''
```

```

1930 PRINT 'WATCHFUL THIS TIME.'
1940 PRINT 'TYPE 1 TO TRY AGAIN, 0
      TO STOP'
1940 INPUT L
1950 IF L = 1 THEN 2010
1960 PRINT
1970 PRINT 'I GUESS YOU'RE NOT
      READY TO'
1980 PRINT 'TRY AGAIN, COMMANDER..'
1990 PRINT 'WELL, MAYBE NEXT TIME..'
2000 STOP
2010 PRINT
2020 PRINT 'TRY HARDER THIS TIME
      COMMANDER.'
2030 GOTO 110
2040 REM Q IS A TEMPORARY VARIABLE
2050 Q = RND{10}
2060 Q = Q - {1} / 500}
2070 Q = ABS{Q}
2080 E = Q + E
2090 IF E >= 100 THEN 2230
2100 IF E > 10 AND E < 21 THEN 2390
2110 IF E > 20 AND E < 31 THEN 2430
2120 IF E > 30 AND E < 41 THEN 2480
2130 IF E > 40 AND E < 51 THEN 2540
2140 IF E > 50 AND E < 61 THEN 2580
2150 IF E > 60 AND E < 71 THEN 2630
2160 IF E > 70 AND E < 81 THEN 2680
2170 IF E > 80 AND E < 91 THEN 2740
2180 IF E > 90 AND E < 100 THEN 2800

```

```
2190 PRINT
2200 PRINT ''THE ENEMY IS TAKING ON
      WATER''
2210 PRINT ''THERE SEEMS TO BE SOME
      SMOKE''
2220 GOTO 570
2230 PRINT
2240 PRINT ''YOU HAVE DESTROYED THE
      ENEMY''
2250 PRINT ''VESSEL..'
2260 PRINT
2270 PRINT ''SINCE YOU ARE SO GOOD AT
      THIS''
2280 PRINT ''WHY DONT YOU TRY AGAIN''
2290 PRINT ''TYPE 1 TO CONTINUE, 0
      TO STOP''
2300 INPUT L
2310 IF L = 1 THEN 2360
2320 PRINT
2330 PRINT ''GUESS YOU ARE TIRED
      FROM THE''
2340 PRINT ''BATTLE, COMMANDER''
2350 STOP
2360 PRINT
2370 PRINT ''HOPE YOUR LUCK HOLDS
      OUT''
2380 GOTO 110
2390 PRINT
2400 PRINT ''THE ENEMY SHIP IS LOSING
      GROUND..'
```

```
2410 PRINT ''ALREADY THERE ARE SMALL
      FIRES''
2420 GOTO 570
2430 PRINT
2440 PRINT ''LOOKS LIKE SOME OF THE
      OTHER''
2450 PRINT ''VESSEL'S CREW ARE
      LEAVING''
2460 PRINT ''IN LIFE BOATS,
      COMMANDER''
2470 GOTO 570
2480 PRINT
2490 PRINT ''COMMANDER, THE RADIO
      ROOM HAS''
2500 PRINT ''PICKED UP COMMUNICATIONS
      FROM''
2510 PRINT ''THE ENEMY, RADIOING TO
      SAY IT IS''
2520 PRINT ''TAKING ON WATER
      QUICKLY.''
2530 GOTO 570
2540 PRINT
2550 PRINT ''THE ENEMY STILL HAS NO
      SERIOUS DAMAGE''
2560 PRINT ''BUT SHE SURE IS TAKING
      ON WATER.''
2570 GOTO 570
2580 PRINT
2590 PRINT ''THE OTHER SHIP SEEMS TO
      HAVE SOME''
```

```
2600 PRINT ''FIRES NOW, BUT THEY  
SEEM TO BE''  
2610 PRINT ''UNDER CONTROL.''   
2620 GOTO 570  
2630 PRINT  
2640 PRINT ''THE ENEMY IS LISTING  
SERIOUSLY''  
2650 PRINT ''IT CANNOT LAST MUCH  
LONGER.''   
2660 PRINT ''KEEP IT UP, COMMANDER.''   
2670 GOTO 570  
2680 PRINT  
2690 PRINT ''COMMANDER, THE ENEMY  
HAS LOST''  
2700 PRINT ''ALL MOTIVE POWER''  
2710 PRINT ''IF WE KEEP ON SHOOTING  
WE'LL''  
2720 PRINT ''GET HER.''   
2730 GOTO 570  
2740 PRINT  
2750 PRINT ''MOST OF THE ENEMY'S  
CREW''  
2760 PRINT ''HAS LEFT ON LIFE BOATS.''   
2770 PRINT ''A FEW MORE ACCURATE  
SHOTS''  
2780 PRINT ''AND WE'LL GET HER SUNK.''   
2790 GOTO 570  
2800 PRINT  
2810 PRINT ''SHE CAN'T TAKE MUCH  
MORE, ''
```

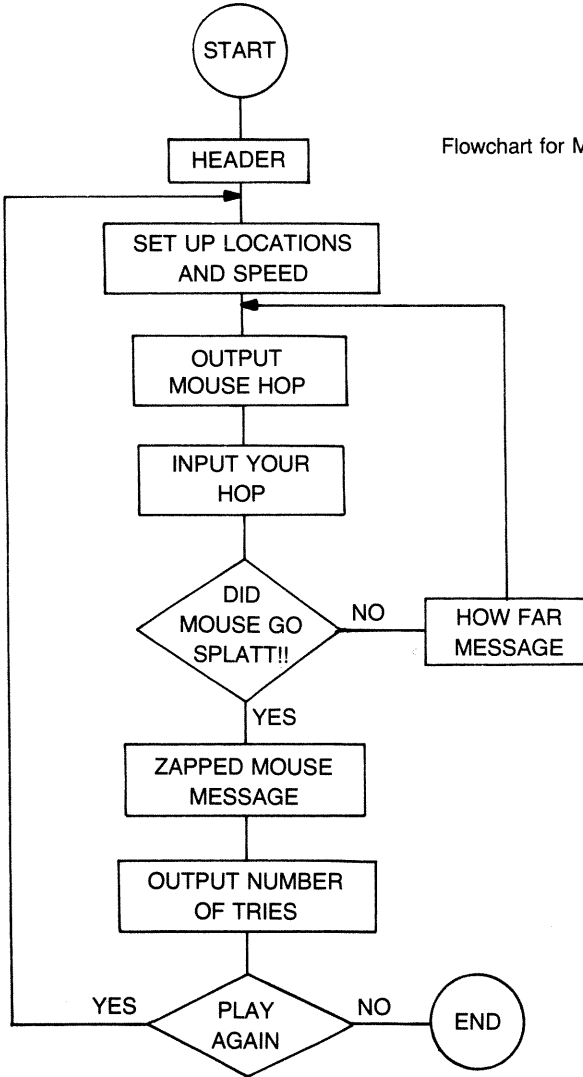
```
2820 PRINT ''COMMANDER, IT LOOKS  
      LIKE THE''  
2830 PRINT ''ENEMY IS GOING DOWN,  
      PROBABLY''  
2940 PRINT ''TO JOIN DAVY JONES  
      LOCKER''  
2850 GOTO 570  
2860 END
```

An adaptation of this program designed specifically for the Radio Shack TRS-80 computer using Level II BASIC can be found on page 191 in Section II.

MOUSE HUNT

Your object is to squash the obnoxious mouse. You do this by hops, but the mouse also can hop away. The size of the hop is random, but you can choose the direction.

The computer also will tell you where the mouse is in relation to your initial point on a graph where x and $y = \phi$. If you catch him—SPLATT!!! goes the mouse.



Sample Run

THIS PROGRAM ALLOWS YOU TO GO ON A MOUSE HUNT
FOR A VERY OBNOXIOUS MOUSE
THE MOUSE TRIES TO DO OGE YOU BY HOPPING
RANDOMLY
YOU CAN CATCH IT BY BEING WHERE THE MOUSE LANDS
YOU CAN CHANGE DIRECTION TOO

YOU HAVE TO GET WITHIN 67 FEET OF THE MOUSE TO 'KETCH' IT
HOP SIZES DA MOUSE 90 YOUSE 270

THE COMPUTER SAYS: I WISH YOU GREAT FORTUNE IN YOUR ENDEAVOR
FROM THE MOUSE: DROP DEAD - TURKEY
FROM THE COMPUTER: KEEP IT CLEAN BOYS

TRY # 1
THE MOUSE IS 583.216 FEET AWAY
AT LOCATION -450 BY -371
AND TOOK OFF AT AN ANGLE OF 157 DEGREES
YOU ARE
AT LOCATION 0 BY 0
OWWW THAT HURTS - YOU'RE NOT EVEN CLOSE
WHAT DIRECTION DO YOU WISH TO JUMP? 225

TRY # 2
THE MOUSE IS 371.368 FEET AWAY
AT LOCATION -532.845 BY -335.834
AND TOOK OFF AT AN ANGLE OF 353 DEGREES
YOU ARE
AT LOCATION -190.919 BY -190.919
OWWW THAT HURTS - YOU'RE NOT EVEN CLOSE
WHAT DIRECTION DO YOU WISH TO JUMP? 270

TRY # 3
THE MOUSE IS 277.179 FEET AWAY
AT LOCATION -443.516 BY -346.802
AND TOOK OFF AT AN ANGLE OF 185 DEGREES
YOU ARE
AT LOCATION -190.919 BY -460.919
OWWW THAT HURTS - YOU'RE NOT EVEN CLOSE
WHAT DIRECTION DO YOU WISH TO JUMP? 135

TRY # 4
THE MOUSE IS 173.4 FEET AWAY
AT LOCATION -533.174 BY -354.646
AND TOOK OFF AT AN ANGLE OF 158 DEGREES
YOU ARE
AT LOCATION -381.838 BY -270.
OWWW THAT HURTS - YOU'RE NOT EVEN CLOSE
WHAT DIRECTION DO YOU WISH TO JUMP? 170

TRY # 5
THE MOUSE IS 102.647 FEET AWAY
AT LOCATION -616.62 BY -320.932
AND TOOK OFF AT AN ANGLE OF 285 DEGREES
YOU ARE
AT LOCATION -647.736 BY -223.115

QWWW THAT HURTS - YOU'RE NOT EVEN CLOSE
WHAT DIRECTION DO YOU WISH TO JUMP? 270
SPLAT!!!!
YOU GOT IT
BOY WHAT A MESS - SQUASHED MOUSE EVERYWHERE
YOU TOOK 5 TRIES TO 'KETCH(UP)' THE MOUSE
WANT TO TRY AGAIN?(YES/NO) ? YES
YOU HAVE TO GET WITHIN 314 FEET OF THE MOUSE TO 'KETCH' IT
HOP SIZES DA MOUSE 130 YOUSE 260

THE COMPUTER SAYS: I WISH YOU GREAT FORTUNE IN YOUR ENDEAVOR
FROM THE MOUSE: DROP DEAD - TURKEY
FROM THE COMPUTER: KEEP IT CLEAN BOYS

TRY # 1
THE MOUSE IS 614.357 FEET AWAY
AT LOCATION -453 BY 415
AND TOOK OFF AT AN ANGLE OF 3 DEGREES
YOU ARE
AT LOCATION 0 BY 0
QWWW THAT HURTS - YOU'RE NOT EVEN CLOSE
WHAT DIRECTION DO YOU WISH TO JUMP? 135
SPLAT!!!!
YOU GOT IT
BOY WHAT A MESS - SQUASHED MOUSE EVERYWHERE
YOU TOOK 1 TRIES TO 'KETCH(UP)' THE MOUSE
WANT TO TRY AGAIN?(YES/NO) ? YES
YOU HAVE TO GET WITHIN 238 FEET OF THE MOUSE TO 'KETCH' IT
HOP SIZES DA MOUSE 130 YOUSE 260

THE COMPUTER SAYS: I WISH YOU GREAT FORTUNE IN YOUR ENDEAVOR
FROM THE MOUSE: DROP DEAD - TURKEY
FROM THE COMPUTER: KEEP IT CLEAN BOYS

TRY # 1
THE MOUSE IS 670.343 FEET AWAY
AT LOCATION -472 BY 476
AND TOOK OFF AT AN ANGLE OF 160 DEGREES
YOU ARE
AT LOCATION 0 BY 0
QWWW THAT HURTS - YOU'RE NOT EVEN CLOSE
WHAT DIRECTION DO YOU WISH TO JUMP? 135

TRY # 2
THE MOUSE IS 530.722 FEET AWAY
AT LOCATION -594.16 BY 520.463
AND TOOK OFF AT AN ANGLE OF 144 DEGREES
YOU ARE
AT LOCATION -183.848 BY 183.848
QWWW THAT HURTS - YOU'RE NOT EVEN CLOSE
WHAT DIRECTION DO YOU WISH TO JUMP? 150

TRY # 3
THE MOUSE IS 405.449 FEET AWAY
AT LOCATION -699.332 BY 596.875
AND TOOK OFF AT AN ANGLE OF 204 DEGREES
YOU ARE
AT LOCATION -409.014 BY 313.848
OWWW THAT HURTS - YOURE NOT EVEN CLOSE
WHAT DIRECTION DO YOU WISH TO JUMP? 180

TRY # 4
THE MOUSE IS 274.215 FEET AWAY
AT LOCATION -818.093 BY 543.999
AND TOOK OFF AT AN ANGLE OF 119 DEGREES
YOU ARE
AT LOCATION -669.014 BY 313.848
MISSED AGAIN- BUT PRETTY CLOSE
WHAT DIRECTION DO YOU WISH TO JUMP? 135
SPLAT!!!!
YOU GOT IT
BOY WHAT A MESS - SQUASHED MOUSE EVERYWHERE
YOU TOOK 4 TRIES TO 'KETCH(UP)' THE MOUSE
WANT TO TRY AGAIN?(YES/NO) ? NO

RUN COMPLETE.

Program Listing

```
100 REM CHANGE A MOUSE
200 PRINT "THIS PROGRAM ALLOWS YOU TO GO ON A MOUSE HUNT "
300 PRINT "FOR A VERY OBNOXIOUS MOUSE "
400 PRINT "THE MOUSE TRIES TO DO DGE YOU BY HOPPING "
500 PRINT "RANDOMLY "
600 PRINT "YOU CAN CATCH IT BY BEING WHERE THE MOUSE LANDS "
700 PRINT "YOU CAN CHANGE DIKECTION TOO "
800 PRINT
900 T=RND(0)*1000
1000 T=INT(T)
1100 PRINT "YOU HAVE TO GET WITHIN ";T; " FEET OF THE MOUSE
    TO 'KETCH' IT "
1200 T=T*I
1300 REM SET UP THE LOCATIONS AND SPEEDS
1400 REM IO "KETCH " THE MOUSE
1500 REM YOU ARE THE FOX
1600 R1=INT(RND(0)*10+.5)*10+50
1700 R2=(INT(RND(0)*2+.5)+1)*K1
1800 K1=RND(0)
1900 K2=RND(0)
2000 IF K1>.5 THEN 2300
2100 K1=-1
2200 GOTO 2400
2300 K1=1
2400 IF K2>.5 THEN 2700
2500 K2=1
2600 GOTO 2800
2700 K2=-1
2800 Q1=INT(RND(0)*400+100)
2900 Q1=Q1*K1
3000 Q2=INT(RND(0)*400+100)
3100 Q2=Q2*K2
3200 IF Q2=0 OR Q1=0 THEN 1800
3300 Q3=0
3400 Q4=0
3500 PRINT "HOP SIZES ", "DA MOUSE ";R1, "YOLSE ";R2
3600 PRINT
3700 PRINT "THE COMPUTER SAYS I WISH YOU GREAT FORTUNE IN
    YOUR ENDEAVOR "
3800 PRINT "FROM THE MOUSE DROP DEAD - TURKEY "
3900 PRINT "FROM THE COMPUTER KEEP IT CLEAN BOYS "
4000 PRINT
4100 P1=3.14159254/180
4200 K3=1
4300 Z1=(Q3-Q1)*(Q3-Q1)+(Q4-Q2)*(Q4-Q2)
4400 REM
4500 REM PRINT A CYCLE
4600 REM
4700 PRINT
4800 PRINT "TRY # ",K3
4900 PRINT "THE MOUSE IS ";SQR(Z1); " FEET AWAY "
5000 PRINT "AT LOCATION ";Q1; " BY ";Q2
5100 D1=INT(RND(0)*359)
5200 IF Z1<=T THEN 5400
5300 PRINT "AND TOOK OFF AT AN ANGLE OF ";D1; " DEGREES "
5400 PRINT "YOU AKE "
5500 PRINT "AT LOCATION ";Q3; " BY ";Q4
5600 IF Z1>2*T THEN 6200
```

```

5700 IF Z1>T THEN 6400
5800 PRINT "SPLAT!!!! "
5900 PRINT "YOU GOT IT "
6000 PRINT "BOY WHAT A MESS - SQUASHED MOUSE EVERYWHERE "
6100 GOTO 8800
6200 PRINT "OWWW THAT HURTS - YOU'RE NOT EVEN CLOSE "
6300 GOTO 6500
6400 PRINT "MISSED AGAIN- BUT PRETTY CLOSE "
6500 PRINT "WHAT DIRECTION DO YOU WISH TO JUMP?";
6600 INPUT D2
6700 IF D2>=0 AND D2<=360 THEN 7000
6800 PRINT "BETWEEN 0 AND 360 DEGREES ONLY "
6900 GOTO 6500
7000 Q5=R1*COS(D1*P1)/100
7100 Q6=R1*SIN(D1*P1)/100
7200 Q7=R2*COS(D2*P1)/100
7300 Q8=R2*SIN(D2*P1)/100
7400 C1=Z1
7500 C2=Z1
7600 FOR I=1 TO 100
7700 Q1=Q1+Q5
7800 Q2=Q2+Q6
7900 Q3=Q3+Q7
8000 Q4=Q4+Q8
8100 C2=(Q3-Q1)*(Q3-Q1)+(Q4-Q2)*(Q4-Q2)
8200 IF C2>C1 THEN 08400
8300 C1=C2
8400 NEXT I
8500 IF C1<=T THEN 5800
8600 K3=K3+1
8700 GOTO 4300
8800 PRINT "YOU TOOK ";K3; " TRIES TO 'KETCH(UP)'
THE MOUSE "
8900 PRINT "WANT TO TRY AGAIN?(YES/NO) ";
9000 INPUT A$
9100 IF A$="YES" THEN 900
9200 IF A$<>"NO" THEN 8900
9300 STOP
9400 END

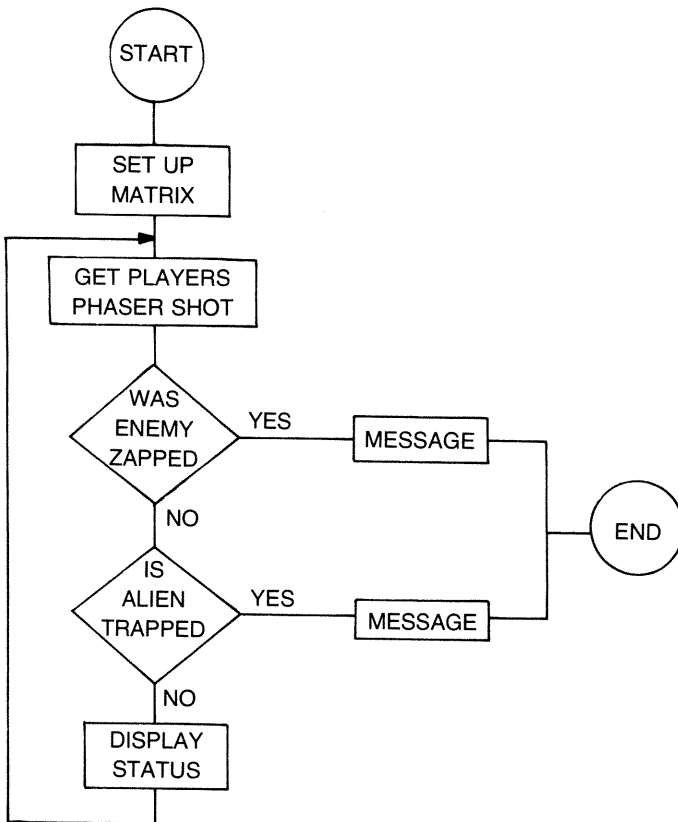
```

An adaptation of this program designed specifically for the Radio Shack TRS-80 computer using Level II BASIC can be found on page 194 in Section II.

CAPTURE THE ALIEN

Capture the Alien is a slightly different version of the famous Star Trek games. Instead of killing off the baddies, we capture them. To capture the enemy vessel, you must destroy all the regions around it, using phaser power. The Battle Computer will keep you up to date on how you are doing.

There is a protected area where the alien first enters your sphere of influence, namely the x axis = 1 and the y axis = 1. Firing in there is like firing at an already destroyed region. But remember, your mission is to capture the enemy vessel. If you zap the alien by mistake, watch out. The computer gets mad.



Flowchart for Capture the Alien

Sample Run

ENTER YOUR NAME FOR THE GALACTIC RECORDS
? KEN

INSTRUCTIONS KEN (1=YES, 2=NO)
? 1

YOUR MISSION COMMANDER KEN IS TO CAPTURE
AN ENEMY BATTLE VESSEL. YOU MUST NOT DESTROY
THE ENEMY, YOU MUST TAKE HIM ALIVE.
TO EFFECT A CAPTURE, YOU MUST DESTROY ALL
REGIONS AROUND IT. THE INBOARD BATTLE-DEFENSE
COMPUTER WILL KEEP YOU UP-TO-DATE ON THE
ENEMY'S LAST POSITION
THERE IS ALSO A PROTECTED AREA USING THE
AXES X=1 AND Y=1, SO THAT THE ALIEN HAS A CHANCE
YOU FIRE INTO THIS REGION ,IT IS THE SAME AS FIRING
INTO A PREVIOUSLY DESTROYED AREA!!!!!!!!!!

GOOD-LUCK COMMANDER KEN

COMMANDER KEN YOU HAVE 25 SHOTS

ENEMY'S LAST KNOWN POSITION
SECTOR 3 , 1

```

                                     1
* * * * * * * 2
* * * * * * * 3
* * * * * * * 4
* * * * * * * 5
* * * * * * * 6
* * * * * * * 7
* * * * * * * 8
1 2 3 4 5 6 7 8
```

ENTER YOUR PHASER SHOT (X,Y)? 2,2

ENEMY'S LAST KNOWN POSITION
SECTOR 4 , 2

```

                                     1
* * * * * * * 2
* * * * * * * 3
* * * * * * * 4
* * * * * * * 5
* * * * * * * 6
* * * * * * * 7
* * * * * * * 8
1 2 3 4 5 6 7 8
```


COMMANDER KEN YOU HAVE BEEN ATTACKED
ENERGY USED TO REPLENISH SHIELDS
COMMANDER KEN ONLY 23 SHOTS REMAIN

ENTER YOUR PHASER SHOT (X,Y)? 4,3

ENEMY'S LAST KNOWN POSITION
SECTOR 5 , 3

```

      * * * * * 1
* * * * * 2
* * * * * 3
*   * * * * 4
* * * * * 5
* * * * * 6
* * * * * 7
* * * * * 8
1 2 3 4 5 6 7 8
```

COMMANDER KEN YOU HAVE BEEN ATTACKED
ENERGY USED TO REPLENISH SHIELDS
COMMANDER KEN ONLY 21 SHOTS REMAIN

ENTER YOUR PHASER SHOT (X,Y)? 6,3

ENEMY'S LAST KNOWN POSITION
SECTOR 4 , 4

```

      * * * * * 1
* * * * * 2
* * * * * 3
*   * * * * 4
* * * * * 5
*   * * * * 6
* * * * * 7
* * * * * 8
1 2 3 4 5 6 7 8
```

ENTER YOUR PHASER SHOT (X,Y)? 4,5

ENEMY'S LAST KNOWN POSITION
SECTOR 3 , 5

```

      * * * * * 1
* * * * * 2
* * * * * 3
*   *   * * 4
* * * * * 5
*   * * * * 6
* * * * * 7
* * * * * 8
1 2 3 4 5 6 7 8
```

ENTER YOUR PHASER SHOT (X,Y)? 2,5

ENEMY'S LAST KNOWN POSITION
SECTOR 2 , 6

```

          * * * * * 1
        * * * * * 2
      * * * * * 3
    * * * * * 4
  * * * * * 5
 * * * * * 6
* * * * * 7
* * * * * 8
1 2 3 4 5 6 7 8
```

ENTER YOUR PHASER SHOT (X,Y)? 2,7
COMMANDER KEN
DID YOU EVER BLOW IT THIS TIME
YOU ZAPPED THE ALIEN!!!!!!!!!!!!
YOUR MISSION WAS A TOTAL WASTE OF TIME
FOR YOU AND THE EMPIRE

RUN COMPLETE.

Program Listing

```
10 REM LETS CAPTURE A ENEMY VESSEL
20 REM INSTEAD OF DESTROYING HIM


---


30
40 DIM Q(9,9)
50 PRINT
60 PRINT"ENTER YOUR NAME FOR THE GALACTIC RECORDS"
70 INPUT A$
80 S=25


---


90 PRINT
100 PRINT"INSTRUCTIONS ";A$;" (1=YES, 2=NO)"
110 INPUT C
120 IF C<>1 THEN 290
130 PRINT
140 PRINT"YOUR MISSION COMMANDER ";A$;" IS TO CAPTURE"
150 PRINT"AN ENEMY BATTLE VESSEL. YOU MUST NOT DESTROY"
160 PRINT"THE ENEMY, YOU MUST TAKE HIM ALIVE."
170 PRINT"TO EFFECT A CAPTURE, YOU MUST DESTROY ALL"
180 PRINT"REGIONS AROUND IT. THE INBOARD BATTLE-DEFENSE"
190 PRINT"COMPUTER WILL KEEP YOU UP-TO-DATE ON THE"
200 PRINT"ENEMY'S LAST POSITION"


---


210 PRINT"THERE IS ALSO A PROTECTED AREA USING THE"
220 PRINT"AXES X=1 AND Y=1, SO THAT THE ALIEN HAS A CHANCE"
230 PRINT"YOU FIRE INTO THIS REGION ,IT IS THE SAME AS FIRING"
240 PRINT"INTO A PREVIOUSLY DESTROYED AREA!!!!!!!!!!!!"
250 PRINT
260 PRINT"GOOD=LUCK COMMANDER ";A$


---


270 PRINT
280 PRINT
290 PRINT"COMMANDER ";A$;" YOU HAVE ";S;" SHOTS"
300 FOR X=1 TO 9
310 FOR Y=1 TO 9
320 Q(Y,X)=0
```

```

330 Q(1,X)=-1
340 Q(9,X)=-1
350 Q(Y,1)=-1
360 Q(Y,9)=-1
370 NEXT Y
380 NEXT X
390 X=INT(10*RND(0))
400 IF X<1 THEN 390
410 IF X>8 THEN 390
420 Y=INT(10*RND(0))
430 IF Y<1 THEN 420
440 IF Y>8 THEN 420
450 PRINT
460 PRINT"ENEMY'S LAST KNOWN POSITION"
470 PRINT"SECTOR ";X;" , ";Y
480 PRINT
490 IF S<=0 THEN 1310
500 C=X
510 D=Y
520 A=INT(10*RND(0))
530 IF A<C THEN .550
540 GOTO 560
550 X=X-1
560 IF A>C THEN 580
570 GOTO 590
580 X=X+1
590 IF X<1 THEN 610
600 GOTO 620
610 X=1
620 IF X>8 THEN 640
630 GOTO 650
640 X=8
650 A=INT(10*RND(0))
660 IF A<D THEN 680
670 GOTO 690
680 Y=Y-1
690 IF A>D THEN 710
700 GOTO 720
710 Y=Y+1
720 IF Y<1 THEN 740
730 GOTO 750
740 Y=1
750 IF Y>8 THEN 770
760 GOTO 780
770 Y=8
780 IF Q(Y,X)<>-1 THEN 00820
790 X=C
800 Y=D
810 GOTO 520
820 FOR A=1 TO 8
830 FOR B=1 TO 8
840 IF Q(B,A)=0 THEN 360
850 GOTO 00870
860 PRINT" ";B;" ";
870 IF Q(B,A)=-1 THEN 890
880 GOTO 900
890 PRINT" ";B;" ";
900 NEXT B
910 PRINT" ";A
920 NEXT A
930 PRINT" 1 2 3 4 5 6 7 8"
940 PRINT
950 A=INT(10*RND(0))
960 IF A>4 THEN 01020

```

```

970 PRINT"COMMANDER ";A$;" YOU HAVE BEEN ATTACKED"
980 PRINT"ENERGY USED TO REPLENISH SHIELDS "
,990 S=S-1
1000 PRINT"COMMANDER ";A$;" ONLY ";S;" SHOTS REMAIN"


---


1010 PRINT
1020 A=INT(10*RND(0))
1030 IF A<9 THEN 01150
1040 A=INT(10*RND(0))
1050 IF A=X THEN 1040
1060 IF A<1 THEN 1040


---


1070 IF A>8 THEN 1040
1080 B=INT(10*RND(0))
1090 IF B=Y THEN 1080
1100 IF B<1 THEN 1080
1110 IF B>8 THEN 1080
1120 Q(B,A)=-1
1130 PRINT"NOVA IN SECTOR ";A;" , ";B
1140 PRINT


---


1150 PRINT"ENTER YOUR PHASER SHOT (X,Y)";
1160 INPUT A,B
1170 S=S-1
1180 IF A=X AND B=Y THEN 1340
1190 IF Q(B,A)=-1 THEN 1400
1200 Q(B,A)=-1


---


1210 FOR A=X-1 TO X+1
1220 FOR B=Y-1 TO Y+1
1230 IF A=X AND B=Y THEN 1250
1240 IF Q(B,A)<>-1 THEN 450
1250 NEXT B
1260 NEXT A


---


1270 PRINT"GOOD SHOW COMMANDER ";A$
1280 PRINT"YOU HAVE CAPTURED THE ALIEN ENEMY"
1290 PRINT"AND YOU HAVE ";S;" SHOTS REMAINING"
1300 STOP
1310 PRINT"COMMANDER ";A$
1320 PRINT"YOU HAVE NO MORE ENERGY FOR PHASERS"


---


1330 GOTO 1370
1340 PRINT"COMMANDER ";A$
1350 PRINT"O'DID YOU EVER BLOW IT THIS TIME"
1360 PRINT"YOU ZAPPED THE ALIEN!!!!!!!!!!!!!!"
1370 PRINT"YOUR MISSION WAS A TOTAL WASTE OF TIME "
1380 PRINT"FOR YOU AND THE EMPIRE"


---


1390 STOP
1400 PRINT"COMMANDER ";A$
1410 PRINT"GOOD-SHOT, YOU FIRED ON A PREVIOUSLY DESTROYED
AREA"
1420 PRINT"TURKEY"
1430 GOTO 450
1440 END


---

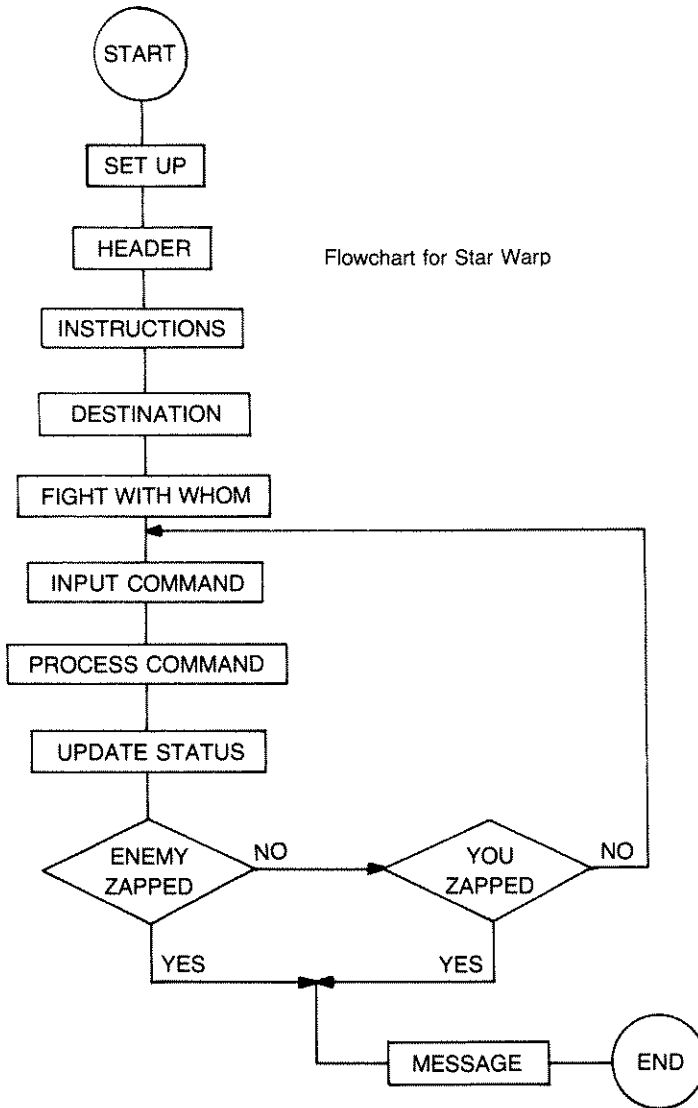


```

An adaptation of this program designed specifically for the Radio Shack TRS-80 computer using Level II BASIC can be found on page 196 in Section II.

STAR WARP

Star Warp is an interactive program like Star Trek, except that instead of graphs being drawn, dialogue goes on between crew members. This type of program requires less memory and no graphics capabilities. The game sometimes can go on for over one hour!



Sample Run

PROGRAM STAR WARP

SPACE, THE FINAL FRONTIER,
THIS IS THE VOYAGE OF THE STARSHIP PROMETHEUS,
IT'S FIVE YEAR MISSION, TO EXPLORE STRANGE NEW WORLDS,
TO SEEK OUT NEW LIFE AND NEW CIVILIZATIONS,
TO BOLDLY GO WHERE NO MAN HAS GONE BEFORE.

YEOMAN: SIR ENTER YOUR NAME FOR THE LOG ? KEN

SPOCK YOU ARE IN COMMAND OF THE PROMETHEUS, CAPTAIN KEN.
DO YOU WISH A LIST OF THE POSSIBLE COMMANDS, SIR? YES

SPOCK THE POSSIBLE COMMANDS ARE DESIGNATED BY
THE FOLLOWING NUMBERS OF CODE WORDS

CODE	COMMAND
RANGE	REPEAT RANGE AND BEARING OF ENEMY
PHASEF	FIRE PHASERS FORWARD BANK
PHASER	FIRE PHASERS REAR BANK
TORPF	FIRE PHOTON TORPEDOES FORWARD
TORFR	FIRE PHOTON TORPEDOES REAR
PROBE	LAUNCH ANTIMATTER PROBE (ONLY 10)
CLOSE	APPROACH ENEMY (IMPULSE DRIVE)
AWAY	RETREAT FROM ENEMY (IMPULSE DRIVE)
FURSE	APPROACH ENEMY (WARP DRIVE)
ESCAPE	RETREAT USING WARP DRIVE
SHIELDS	USE OPTIMUM SHIELD
ROTATE	ROTATE THE SHIP
CHANCES	FIRING CHANCES
COMMANDS	REPEAT COMMANDS
DAMAGE	FULL DAMAGE REPORT
BLUFF	CORBOMITE MANEUVER
WAIT	ENEMY MOVES NEXT
SUICIDE	SELF-DESTRUCTION
SURRENDER	GIVE-UP TO ENEMY
LVEER	TURN 90 DEGREES LEFT
RVEER	TURN 90 DEGREES RIGHT

NOTE WEAPON RANGES ARE
PHASERS 0-400 MGM (OPTIMUM 200 MGM)
TORPEDOES 300-700 MGM (OPTIMUM 500 MGM)
PROBES ALL RANGES

PHASERS ARE MORE DEADLY THAN TORPEDOES,
PROBES CAUSE TOTAL DESTRUCTION BUT ARE EFFECTIVE
ONLY 7 PERCENT OF THE TIME (APPROXIMATELY).
TORPEDOES AND PHASERS ARE MORE DEADLY WHEN THE
BEARING OF THE ENEMY IS CLOSE TO 0,180,AND-180
DEGREES.

KEN CAPTAIN'S LOG, STAR DATE 517.657 .

WE ARE PRESENTLY ON COURSE FOR BETEGEUSE 7
TO RESCUE MINERS UNDER THE ATTACK
BY OUTSIDER BATTLE CRUISERS.

SULU SIR. I'M PICKING UP A VESSEL ON AN ATTACK VECTOR
WITH THE PROMETHEUS.

SPOCK SHIP'S COMPUTERS INDICATE THAT IT IS THE OUTSIDER VESSEL
CATHULU UNDER THE COMMAND OF CAPTAIN TWEEL.

KEN SOUND RED ALERT, LIEUTENANT UHURA.

UHURA AYE, SIR.
 SPOCK: CTHULU IS AT RANGE 925.163 MGM, BEARING -100.204 DEGREES.
 SULU WHAT ARE YOUR ORDERS, SIR ? LVEER
 KEN TURN 90 DEGREES LEFT MR. CHEKOV
 SPOCK: CTHULU IS AT RANGE 390.304 MGM, BEARING -140.399 DEGREES.
 SULU WHAT ARE YOUR ORDERS, SIR ? TORPR
 KEN FIRE REAR PHOTON TORPEDOES
 CHEKOV MISSED HIM, SIR.
 SPOCK: CTHULU IS AT RANGE 56.3293 MGM, BEARING -14.0924 DEGREES.
 SULU WHAT ARE YOUR ORDERS, SIR ? PHASER
 KEN FIRE REAR PHASER BANK
 CHEKOV INCORRECT VECTOR, SIR.
 SPOCK: CTHULU IS AT RANGE 448.67 MGM, BEARING -116.54 DEGREES.
 SULU WHAT ARE YOUR ORDERS, SIR ? TORPR
 KEN FIRE REAR PHOTON TORPEDOES
 CHEKOV DIRECT HIT, SIR.
 SPOCK A HIT ON SHIELD # 1 .
 SPOCK: CTHULU IS AT RANGE 796.981 MGM, BEARING 42.2506 DEGREES.
 SULU WHAT ARE YOUR ORDERS, SIR ? TORPR
 KEN FIRE REAR PHOTON TORPEDOES
 CHEKOV INCORRECT VECTOR, SIR.
 SPOCK: CTHULU IS AT RANGE 205.356 MGM, BEARING -150.974 DEGREES.
 SULU WHAT ARE YOUR ORDERS, SIR ? WAIT
 KEN LET'S WAIT, WHAT WILL THE ENEMY DO NEXT
 SPOCK: CTHULU IS AT RANGE 811.958 MGM, BEARING -132.879 DEGREES.
 SULU WHAT ARE YOUR ORDERS, SIR ? BLUFF
 KEN LIEUTENANT, OPEN A VOICE CHANNEL TO STAR FLEET
 KEN USE CODE 2.
 UHURA CODE 2, SIR? THE OUTSIDERS BROKE CODE 2 YESTERDAY, SIR.
 KEN CODE 2, LIEUTENANT, IMMEDIATELY.
 UHURA AYE, SIR. GO AHEAD, SIR.
 KEN THIS IS CAPTAIN KEN OF THE STARSHIP PROMETHEUS.
 WE ARE UNDER ATTACK BY THE OUTSIDER SHIP CTHULU
 AND, IN ORDER TO PREVENT THE PROMETHEUS FROM FALLING
 INTO ENEMY HANDS, WE ARE ACTIVATING THE CORBOMITE
 DEVICE. SINCE THIS WILL RESULT IN THE COMPLETE
 ANNIHILATION OF ALL MATTER WITHIN A RANGE OF 5000
 MEGAMETERS, ALL VESSELS SHOULD BE WARNED TO STAY
 CLEAR OF THIS AREA FOR THE NEXT 3
 SOLAR YEARS.
 I WISH TO RECORD COMMENDATIONS FOR THE ENTIRE CREW
 AND ESPECIALLY COMMANDER SPOCK, LIEUTENANT
 COMMANDER SCOTT, DOCTOR MCCOY, LIEUTENANT UHURA,
 LIEUTENANT SULU, AND ENSIGN CHEKOV.
 SULU NO IMMEDIATE CHANGE IN OUTSIDER COURSE AND SPEED, SIR.

SPOCK IT WOULD SEEM THAT THEY HAVE, AS YOU HUMANS PUT IT,
 'CALLED OUR BLUFF', CAPTAIN.
 SPOCK: CTHULU IS AT RANGE 568.429 MGM, BEARING 122.279 DEGREES.
 SULU WHAT ARE YOUR ORDERS, SIR ? PURSE
 KEN APPROACH ENEMY AT WARP SPEED
 SPOCK: CTHULU IS AT RANGE 722.898 MGM, BEARING 113.52 DEGREES.
 SULU WHAT ARE YOUR ORDERS, SIR ? CLOSE
 KEN COME UP ON THE ENEMY VESSEL
 SPOCK: CTHULU IS AT RANGE 159.005 MGM, BEARING -88.9298 DEGREES.
 SULU WHAT ARE YOUR ORDERS, SIR ? PHASER
 KEN FIRE REAR PHASER BANK
 CHEKOV INCORRECT VECTOR, SIR.
 SPOCK: CTHULU IS AT RANGE 648.824 MGM, BEARING 131.995 DEGREES.
 SULU WHAT ARE YOUR ORDERS, SIR ? PHASER
 KEN FIRE REAR PHASER BANK
 CHEKOV PHASERS FIRING, SIR.
 CHEKOV MISSED HIM, SIR.
 SPOCK: THE OUTSIDER IS FIRING PHOTON TORPEDOES AT US
 A DIRECT HIT ON SHIELD # 3 .
 SULU WHAT ARE YOUR ORDERS, SIR ? WAIT
 KEN LET'S WAIT, WHAT WILL THE ENEMY DO NEXT
 SPOCK: THE OUTSIDER IS FIRING PHOTON TORPEDOES AT US
 EVASIVE MANEUVERS WERE EFFECTED, NO DAMAGE.
 SULU WHAT ARE YOUR ORDERS, SIR ? ROTATE

KEN TURN US ABOUT 180 DEGREES, MR.SULU
 SPOCK; THE OUTSIDER IS FIRING PHOTON TORPEDOES AT US
 EVASIVE MANEUVERS WERE EFFECTED,NO DAMAGE.
 SPOCK; CTHULU IS AT RANGE 648.824 MGM, BEARING -48.0051 DEGREES.
 SULU WHAT ARE YOUR ORDERS, SIR ? WAWY
 SULU TROUBLE HEARING YOU CAPTAIN KEN
 SULU WHAT ARE YOUR ORDERS, SIR ? AWAY
 KEN RETREAT FROM THE ENEMY
 SPOCK; CTHULU IS AT RANGE 478.55 MGM, BEARING -69.5286 DEGREES.
 SULU WHAT ARE YOUR ORDERS, SIR ? ESCAPE
 KEN RETREAT AT TOP WARP SPEED
 SPOCK; CTHULU IS AT RANGE 472.399 MGM, BEARING 108.811 DEGREES.
 SULU WHAT ARE YOUR ORDERS, SIR ? SURRENDER
 KEN LIEUTENANT, OPEN A VOICE CHANNEL TO THE ENEMY
 KEN THIS IS CAPTAIN KEN OF THE STARSHIP PROMETHEUS.
 WILL YOU ACCEPT OUR UNCONDITIONAL SURRENDER?
 TWEEL ON BEHALF OF THE OUTSIDER EMPIRE, I ACCEPT YOUR
 UNCONDITIONAL SURRENDER, PREPARE FOR IMMEDIATE BOARDING.

COMPUTER, DO YOU WISH TO ATTEMPT ANOTHER BATTLE
 IN COMMAND OF THE PROMETHEUS ? NO
 COMPUTER DO YOU WISH TO CHANGE SHIP ? NO

RUN COMPLETE.

Program Listing

```

30 REM SET RANDOM NUMBER
40 LET R6=TIM(0)
50 LET R5=INT(R6)
60 LET R5=R6-R5
70 LET R5=RND(R5)
80 DIM N$(16), O$(21), Z$(21)
90 DEF FND(B)=INT(AHS(B/90))
100 DEF FNX(B)=3.1415926*ARS(90-ARS(B))/180
110 FOR I=1 TO 8
120 READ L$(I)
130 NEXT I
140 REM PLACES TO GO
150 DATA GAMMA 7,ALPHA CENTAUR
160 DATA SIRIUS 12,BF1EGEUSE 7
170 DATA SOL 3,SOL 9
180 DATA ALDERBARAN 5,ANOROMENDA
190 FOR I= 1 TO 16
200 READ N$(I)
210 NEXT I
220 REM THE GOOD GUY'S SHIPS
230 DATA ENTERPRISE, SOL-KEEPER,BRAVE,EXETER
240 DATA ACTURUS,SONG-BIRD,DRAGON,LION
250 DATA EXCALIBUR,TIGER,REPUBLIC,DEFIANT
260 DATA PROMTTHEUS,SIBERIA,LENIN,MARX
270 FOR I=1 TO 3
280 READ K$(I)
290 NEXT I
300 REM IYPE OF BADDIES
310 DATA KLINGON,ROMULAN,OUTSIDER
320 FOR I=1 TO 5
330 READ M$(I)
340 NEXT I
350 REM BADDIES' SHIPS
360 DATA CTHULU,QUARK,KLIXSNIP,XOTOP,KLEEP

```



```

370 FOR I=1 TO 5
380 READ T$(I)
390 NEXT I
400 REM LETS NAME THE CAPTAIN OF THE BADDIES
410 DATA KLEEK,RYJKA,DYSNIP,JOJLM,TWFEL
420 FOR I=1 TO 21
430 READ O$(I)
440 NEXT I
450 DATA RANGE AND BEARING OF THE ENEMY
460 DATA FIRE FORWARD PHASER BANK
470 DATA FIRE REAR PHASER BANK
480 DATA FIRE FORWARD PHOTON TORPEDOES
490 DATA FIRE REAR PHOTON TORPEDOES
500 DATA LAUNCH ANTIMATTER PROBE
510 DATA COME UP ON THE ENEMY VESSEL
520 DATA RETREAT FROM THE ENEMY
530 DATA APPROACH ENEMY AT WARP SPEED
540 DATA RETREAT AT TOP WARP SPEED
550 DATA "USE OPTIMUM SHIELD DEPLOYMENT MR.SULU"
560 DATA "TURN US ABOUT 180 DEGREES, MR.SULU"
570 DATA "MR.SPOCK, WHAT ARE OUR CHANCES AT A HIT"
580 DATA "MR. SPOCK, WHAT OPTIIONS ARE AVAILABLE"
590 DATA "MR.SPOCK, FULL DAMAGE REPORT"
600 DATA "LIEUTENANT, OPEN A VOICE CHANNEL TO STAR FLEET"
610 DATA "LET'S WAIT, WHAT WILL THE ENEMY DO NEXT"
620 DATA "ACTIVATE COMPUTER DESTRUCT SEQUENCE"
630 DATA "LIEUTENANT, OPEN A VOICE CHANNEL TO THE ENEMY"
640 DATA "TURN 90 DEGREES LEFT MR. CHEKOV"
650 DATA "TURN 90 DEGREES RIGHT MR. CHEKOV"
660 FOR I=1 TO 21
670 READ Z$(I)
680 NEXT I
690 DATA RANGE,PHASEF,PHASER,TORPF
700 DATA TORPR,PROBE,CLOSE,AWAY
710 DATA PUKSF,ESCAPE,SHIELDS
720 DATA ROTATE,CHANCES,COMMANDS
730 DATA DAMAGE,BLUFF,WAIT,SUICIDE
740 DATA SURRENDER,LVEER,RVEER,H
750 PRINT
760 LET S$=NS*(RND(0)*16+1)
770 PRINT "SPACE, THE FINAL FRONTIER,"
780 PRINT "THIS IS THE VOYAGE OF THE STARSHIP "I$S$","
790 PRINT "IT S FIVE YEAR MISSION, TO EXPLORE STRANGE NEW WORLDS,"
800 PRINT "TO SEEK OUT NEW LIFE AND NEW CIVILIZATIONS,"
810 PRINT "TO BOLDLY GO WHERE NO MAN HAS GONE BEFORE,"
820 PRINT
830 PRINT
840 PRINT TAB(20);"S T A R      WARP "
850 PRINT TAB(20);"-----"
860 PRINT
870 PRINT"YEOMAN  SIR ENTER YOUR NAME FOR THE LOG":
880 INPUT C$
890 PRINT "SPOCK YOU ARE IN COMMAND OF THE "I$S$," CAPTAIN "C$","
900 PRINT " DO YOU WISH A LIST OF THE POSSIBLE COMMANDS, SIR":
910 INPUT A$
920 IF A$<>"YES" THEN 950
930 GOSUB 5530
940 GOSUB 5950
950 PRINT
960 LET E$=K$(RND(0)*3+1)
970 LET F$=H$(RND(0)*5+1)
980 LET U$=T$(RND(0)*5+1)
990 LET D$=L$(RND(0)*8+1)
1000 LET Y=50*(RND(0)-.5)
1010 PRINT C$;" CAPTAIN'S LOG, STAR DATE "9999*RND(0)";"
1020 PRINT " WE ARE PRESENTLY ON COURSE FOR "ID$
1030 ON INT(RND(0)*5)+1 GOTO 1040, 1070, 1100, 1120, 1140
1040 PRINT" TO RESCUE MINERS UNDER THE ATTACK"
1050 PRINT " BY "I$S$;" BATTLE CRUISERS."
1060 GOTO 1150

```

```

1070 PRINT" WITH A CARGO OF DILITHIUM CRYSTALS TO "
1080 PRINT" POWER THE COLONISTS STATION"
1090 GOTO 1150
1100 PRINT" TO SEARCH FOR NEW MINERALS FOR THE FEDERATION"
1110 GOTO 1150
1120 PRINT" WITH MARTIAN FLU-CURE"
1130 GOTO 1150
1140 PRINT" FOR OBSERVATION OF BLACK HOLES"
1150 PRINT "SULU SIR, I'M PICKING UP A VESSEL ON AN ATTACK VECTOR"
1160 PRINT " WITH THE "ISS;"
1170 PRINT "SPOCK SHIP'S COMPUTERS INDICATE THAT IT IS THE "
1180 PRINT E;" VESSEL "
1190 PRINT " "IF;" UNDER THE COMMAND OF CAPTAIN "LS;"
1200 PRINT C;" SOUND RED ALERT, LIEUTENANT UHURA."
1210 PRINT "UHURA AYE, SIR."
1220 IF RND(0)>.5 THEN 1250
1230 LET X$="SULU"
1240 GOTO 1260
1250 LET X$="CHEKOV"
1260 LET M1=M2=G=X=S=0
1270 LET P=0
1280 FOR I=1 TO 4
1290 LET Z(I)=100
1300 LET S(I)=100
1310 NEXT I
1320 LET M=1000-100*RND(0)
1330 LET B=360*(RND(0)-.5)
1340 LET B1=360*(RND(0)-.5)
1350 GOTO 01380
1360 IF I<7 THEN 01390
1370 IF I>12 THEN 01390
1380 GOSUB 05810
1390 PRINT X$" WHAT ARE YOUR ORDERS, SIR":
1400 INPUT M$
1410 FOR I=1 TO 21
1420 IF Z(I)=M$ THEN 1480
1430 NEXT I
1440 CHANGE M$ TO M
1450 LET I=M(1)-27
1460 IF M(1)=1 THEN 1480
1470 LET I=10*I+M(2)-27
1480 IF I<1 THEN 1500
1490 IF I<22 THEN 1520
1500 PRINT X$" TROUBLE HEARING YOU CAPTAIN "C$
1510 GOTO 01390
1520 PRINT C$" "O$(I)
1530 IF I>12 THEN 1570
1540 IF I>6 THEN 1560
1550 ON I GOTO 1380, 1580, 1610, 1640, 1670, 1700
1560 ON (I-6) GOTO 1730, 1730, 1760, 1760, 2670, 1730
1570 ON (I-12) GOTO 2780, 2900, 2920, 1790, 3710, 3540, 3630,
6180, 6210
1580 IF M1<7 THEN 1900
1590 PRINT "CHEKOV FORWARD PHASERS ARE DEAD, SIR."
1600 GOTO 3710
1610 IF M1<6 THEN 02320
1620 PRINT "CHEKOV REAR PHASER IS DEAD, SIR."
1630 GOTO 3710
1640 IF M1<9 THEN 2340
1650 PRINT "CHEKOV FORWARD PHOTON TORPEDOES ARE DEAD, SIR."
1660 GOTO 3710
1670 IF M1<8 THEN 2410
1680 PRINT "CHEKOV REAR PHOTON TORPEDO IS DEAD, SIR."
1690 GOTO 3710
1700 IF M1<11 THEN 2430
1710 PRINT "CHEKOV PROBE LAUNCHER IS DEAD, SIR."
1720 GOTO 3710
1730 IF M1<14 THEN 2520
1740 PRINT "SULU IMPULSE ENGINES ARE DEAD, SIR."

```

```

1750 GOTO 3710
1760 IF H1<11 THEN 2520
1770 PRINT "SULU WARP DRIVE IS DEAD, SIR."
1780 GOTO 3710
1790 IF H2<11 THEN 1820
1800 PRINT "SPOCK THE "E;" HAS NO ENGINES, SIR."
1810 GOTO 3710
1820 IF G=0 THEN 3270
1830 PRINT "SPOCK I DO NOT THAT THE "E;"S WILL BE FOOLED"
1840 PRINT " BY THAT MANEUVER AGAIN, SIR."
1850 GOTO 3710
1860 IF ABS(B)<90 THEN 1890
1870 PRINT "CHEKOV INCORRECT VECTOR, SIR."
1880 GOTO 3710
1890 PRINT "CHEKOV PHASERS FIRING, SIR."
1900 LET R9=R
1910 LET B9=B
1920 GOSUB 6130
1930 IF RND(0)<F8 THEN 1960
1940 PRINT "CHEKOV MISSED HIM, SIR."
1950 GOTO 3710
1960 IF RND(0)<.2 THEN 2140
1970 LET V=.5
1980 LET K=1
1990 FOR K1=2 TO 4
2000 IF S(K)>=S(K1) THEN 2020
2010 LET K=K1
2020 NEXT K1
2030 IF S(K)>50 THEN 2050
2040 LET K=INT(RND(0)*4+1)
2050 LET H2=H2+V
2060 PRINT "SPOCK A HIT ON SHIELD #";K;"."
2070 IF S(K)=0 THEN 2170
2080 LET S(K)=S(K)-30*V*(RND(0)+.1)
2090 GOTO 2100
2100 IF S(K)>0 THEN 2130
2110 PRINT " WHICH IS NOW GONE."
2120 LET S(K)=0
2130 GOTO 3710
2140 LET V=1
2150 PRINT "CHEKOV DIRECT HIT, SIR."
2160 GOTO 1980
2170 PRINT "CHEKOV GOT HIM, SIR."
2180 IF RND(0)<.5 THEN 5440
2190 PRINT "SPOCK THE "E;" VESSEL REMAINS INTACT, CAPTAIN."
2200 PRINT C$;" OPEN A HAILING FREQUENCY, LIEUTENANT."
2210 PRINT "UHURA HAILING FREQUENCY OPEN, SIR."
2220 PRINT C$;" THIS IS CAPTAIN "C;" OF THE STARSHIP "S;"."
2230 PRINT " PREPARE TO COMMENCE BEAMING OVER SURVIVORS."
2240 IF RND(0)<.5 THEN 2300
2250 PRINT U$;" I AM AFRAID THAT WILL BE QUITE IMPOSSIBLE."
2260 PRINT " CAPTAIN, SINCE WE HAVE JUST INITIATED OUR AUTO-DESTRUCT."
2270 PRINT " 10 9 8 7 6 5 4 3 2 1"
2280 PRINT
2290 GOTO 5440
2300 PRINT U$;" VERY WELL, CAPTAIN. OUR SHIELDS HAVE BEEN DEACTIVATED."
2310 GOTO 05840
2320 IF ABS(R)<90 THEN 1870
2330 GOTO 1890
2340 IF ABS(B)>=90 THEN 1870
2350 LET R9=R
2360 LET B9=B
2370 GOSUB 6080
2380 IF RND(0)>F9 THEN 1940
2390 IF RND(0)<.25 THEN 1970
2400 GOTO 02140
2410 IF ABS(B)<90 THEN 1870
2420 GOTO 2350
2430 IF X<10 THEN 2460
2440 PRINT "CHEOV WE HAVE NO MORE PROBES, SIR."

```

```

2450 GOTO 3720
2460 LET X=X+1
2470 IF RND(0)<.07135 THEN 2500
2480 PRINT "SPOCK PROBE LOST, CAPTAIN."
2490 GOTO 3710
2500 PRINT "SPOCK PROBE IS HOMING ON THE "F$;" , SIR."
2510 GOTO 5440
2520 ON (I-6) GOTO 2530, 2560, 2600, 2630, 2670, 2740
2530 GOSUB 4880
2540 LET R=ABS(R-Y)
2550 GOTO 3710
2560 GOSUB 4940
2570 LET R=ABS(R+Y)
2580 IF R>5000 THEN 4780
2590 GOTO 3710
2600 GOSUB 4980
2610 LET R=ABS(R-2*Y)
2620 GOTO 3710
2630 GOSUB 5040
2640 LET R=ABS(R+2*Y)
2650 IF R>5000 THEN 4780
2660 GOTO 3710
2670 LET S=1
2680 FOR J=2 TO 4
2690 IF Z(J)<=Z(S) THEN 2710
2700 LET S=J
2710 NEXT J
2720 PRINT "SULU SHIELD #"S;" IS IN POSITION."
2730 GOTO 1390
2740 LET B=B+180
2750 IF B<=180 THEN 3710
2760 LET B=B-360
2770 GOTO 3710
2780 PRINT "SPOCK AT RANGE "R;" I WOULD ESTIMATE THE PROBABILITY"
2790 LET R9=R
2800 LET B9=B
2810 GOSUB 6130
2820 LET F8=F8*100
2830 PRINT " OF A PHASER HIT AT "F8;" AND THE PROBABILITY"
2840 LET R9=R
2850 LET B9=B
2860 GOSUB 6080
2870 LET F9=F9*100
2880 PRINT " OF A PHOTON TORPEDO AT "F9;"."
2890 GOTO 1390
2900 GOSUB 5530
2910 GOTO 1390
2920 PRINT "SPOCK DAMAGES ARE AS FOLLOWS,"
2930 PRINT TAB(10);"OF SHIELDS REMAINING"
2940 PRINT TAB(6);"SHIELD #"I;TAB(16);SS;TAB(30);F$
2950 FOR J=1 TO 4
2960 PRINT TAB(9);J;TAB(16);Z(J);TAB(30);S(J)
2970 NEXT J
2980 PRINT SS;" DAMAGE";
2990 IF M1>.5 THEN 03020
3000 PRINT TAB(20);"NONE"
3010 GOTO 3140
3020 PRINT TAB(20);"REAR PHASER DEAD"
3030 IF M1<7 THEN 3140
3040 PRINT TAB(20);"FORWARD PHASERS DEAD"
3050 IF M1<8 THEN 3140
3060 PRINT TAB(20);"REAR PHOTON TORPEDOES DEAD"
3070 IF M1<9 THEN 3140
3080 PRINT TAB(20);"FORWARD PHOTON TORPEDOES DEAD"
3090 IF M1<11 THEN 3140
3100 PRINT TAB(20);"PROBE LAUNCHER DESTROYED"
3110 PRINT TAB(20);"WARP DRIVE LOST"
3120 IF M1<14 THEN 3140
3130 PRINT TAB(20);"IMPULSE POWER LOST"
3140 PRINT F$;" DAMAGE";

```

```

3150 IF H2>5.5 THEN 3180
3160 PRINT TAB(20);"NONE"
3170 GOTO 3250
3180 PRINT TAB(20);"ALL PHASES DEAD"
3190 IF H2<9 THEN 3250
3200 PRINT TAB(20);"ALL TORPEDOES DEAD"
3210 IF H2<11 THEN 3250
3220 PRINT TAB(20);"WARP DRIVE DEAD"
3230 IF H2<14 THEN 3250
3240 PRINT TAB(20);"IMPULSE ENGINES DEAD"
3250 PRINT
3260 GOTO 1390
3270 PRINT C$ " USE CODE 2."
3280 PRINT "UHURA CODE 2, SIR? THE "E$;"S BROKE CODE 2 YESTERDAY,
      SIR."
3290 PRINT C$ " CODE 2, LIEUTENANT, IMMEDIATELY."
3300 PRINT "UHURA AYE, SIR, GO AHEAD, SIR."
3310 PRINT C$ " THIS IS CAPTAIN "C$;" OF THE STARSHIP "S$;"."
3320 PRINT " WE ARE UNDER ATTACK BY THE "E$;" SHIP "F$
3330 PRINT " AND, IN ORDER TO PREVENT THE "S$;" FROM FALLING"
3340 PRINT " INTO ENEMY HANDS, WE ARE ACTIVATING THE CORBOMITE"
3350 PRINT " DEVICE. SINCE THIS WILL RESULT IN THE COMPLETE"
3360 PRINT " ANNIHILATION OF ALL MATTER WITHIN A RANGE OF 5000"
3370 PRINT " MEGAMETERS, ALL VESSELS SHOULD BE WARNED TO STAY"
3380 PRINT " CLEAR OF THIS AREA FOR THE NEXT "INT(RND(0)*4)+2
3390 PRINT " SOLAR YEARS."
3400 PRINT " I WISH TO RECORD COMMENDATIONS FOR THE ENTIRE CREW"
3410 PRINT " AND ESPECIALLY COMMANDER SPOCK, LIEUTENANT"
3420 PRINT " COMMANDER SCOTT, DOCTOR MCCOY, LIEUTENANT UHURA,"
3430 PRINT " LIEUTENANT SULU, AND ENSIGN CHEKOV."
3440 LET G=1
3450 IF RND(0)>.2 THEN 3500
3460 PRINT "SULU "E$;" IS MOVING AWAY AT WARP10, SIR."
3470 PRINT "SPOCK THE TACTIC APPEARS TO HAVE BEEN EFFECTIVE, SIR."
3480 PRINT " THE "E$;" HAS BEEN REPULSED."
3490 GOTO 05840
3500 PRINT "SULU NO IMMEDIATE CHANGE IN "E$;" COURSE AND SPEED, SIR."
3510 PRINT "SPOCK IT WOULD SEEM THAT THEY HAVE, AS YOU HUMANS PUT IT,"
3520 PRINT " 'CALLED OUR BLUFF', CAPTAIN."
3530 GOTO 3710
3540 PRINT "COMPUTER 10 9 8 7 6 5 4 3 2 1"
3550 PRINT " THE "S$;" HAS BEEN DESTROYED."
3560 LET W=200*RND(0)
3570 PRINT " RADIUS OF EXPLOSION "Q;" MGM."
3580 IF G>=R THEN 3610
3590 PRINT " "E$;" VESSEL REMAINS INTACT."
3600 GOTO 5840
3610 PRINT " "E$;" VESSEL DESTROYED."
3620 GOTO 5840
3630 IF E$<>"ROMULAN" THEN 03660
3640 PRINT "UHURA NO ANSWER FROM THE "F$;", SIR."
3650 GOTO 3710
3660 PRINT C$ " THIS IS CAPTAIN "C$;" OF THE STARSHIP "S$;"."
3670 PRINT " WILL YOU ACCEPT OUR UNCONDITIONAL SURRENDER?"
3680 PRINT U$ " ON BEHALF OF THE "E$;" EMPIRE, I ACCEPT YOUR"
3690 PRINT " UNCONDITIONAL SURRENDER, PREPARE FOR IMMEDIATE BOARDING."
3700 GOTO 5840
3710 REM ENEMY MOVE DECISION SECTION
3720 IF H2<9 THEN 4030
3730 IF H2<11 THEN 3A70
3740 IF H2>13.9 THEN 4670
3750 IF H1>10.9 THEN 4780
3760 IF H1>8.9 THEN 3B20
3770 IF R<200*RND(0) THEN 4830
3780 GOSUB 4880
3790 LET R=ABS(R+Y)
3800 IF R>5000 THEN 4780
3810 GOTO 1380
3820 IF RND(0)<.5 THEN 3780

```

```

3830 GOSUB 4940
3840 LET K=ABS(R-Y)
3850 IF R>5000 THEN 4780
3860 GOTO 1380
3870 IF H1<7 THEN 4000
3880 IF H1<9 THEN 3770
3890 IF H1>10.9 THEN 4780
3900 IF RND(0)<.5 THEN 3820
3910 IF RND(0)<.5 THEN 3540
3920 GOSUB 4980

3930 LET K=ABS(R+2*Y)
3940 IF K>5000 THEN 4780
3950 GOTO 1380
3960 GOSUB 5040
3970 LET K=ABS(R-2*Y)
3980 IF K>5000 THEN 4780
3990 GOTO 1380
4000 IF K>700 THEN 3960
4010 IF R>200 THEN 3920
4020 GOTO 3770
4030 IF H2<6 THEN 4200
4040 IF H1<7 THEN 4120
4050 IF K<300 THEN 3960
4060 IF K>700 THEN 3920
4070 IF H1>7.9 THEN 4090
4080 IF FND(B1)>FND(B) THEN 3960
4090 IF ABS(B1-90)>ABS(B-90)-20 THEN 5080
4100 IF RND(0)<.5 THEN 3960
4110 GOTO 3920
4120 LET K9=K
4130 LET B9=B1
4140 GOSUB 6130
4150 LET K9=K
4160 LET B9=B1
4170 GOSUB 5080
4180 IF F8>F9 THEN 3960
4190 GOTO 4050
4200 IF H1<7 THEN 4290
4210 IF R>150 THEN 4240
4220 IF RND(0)<.5 THEN 3830
4230 GOTO 3960
4240 IF K>=400 THEN 04270
4250 IF ABS(B1)<30 THEN 5150
4260 GOTO 3830
4270 IF R>700 THEN 3920
4280 GOTO 4080
4290 IF K>700 THEN 3920
4300 LET K9=K
4310 LET B9=B1
4320 GOSUB 6080
4330 LET K9=K
4340 LET B9=B1
4350 GOSUB 6130
4360 IF F9>F8 THEN 4080
4370 IF H1>6.9 THEN 4390
4380 IF FND(B1)>FND(B) THEN 3960
4390 IF ABS(B1-90)>ABS(B-90)-20 THEN 5150
4400 GOTO 3960
4410 IF H1<6 THEN 4660
4420 LET T=H1-V
4430 IF ABS(T-6)<.1 THEN 4470
4440 IF ABS(H1-6.26)>.3 THEN 4470
4450 PRINT "CHEKOV REAR PHASER DEAD, SIR."
4460 GOTO 4660
4470 IF ABS(T-7)<.1 THEN 4510
4480 IF ABS(H1-7.25)>.3 THEN 4510

4490 PRINT "CHEKOV FORWARD PHASERS DEAD, SIR."
4500 GOTO 4660

```

```

4510 IF ABS(T-R)<.1 THEN 4550
4520 IF ABS(H1-8.25)>.3 THEN 4550
4530 PRINT "CHEKOV KFAR PHOTON TORPEDOES DEAD, SIR."
4540 GOTO 4660
4550 IF ABS(T-9)<.1 THEN 4590
4560 IF ABS(H1-9.25)>.3 THEN 4590
4570 PRINT "CHEKOV FORWARD PHOTON TORPEDOES DEAD, SIR."
4580 GOTO 4660
4590 IF ABS(T-11)<.1 THEN 4630
4600 IF ABS(H1-11.25)>.3 THEN 4630
4610 PRINT "CHEKOV PROBE LAUNCHER AND WARP DRIVE GONE, SIR."
4620 GOTO 4660
4630 IF ABS(T-14)<.1 THEN 4660
4640 IF ABS(H1-14.25)>.3 THEN 4660
4650 PRINT "CHEKOV IMPULSE ENGINES DEAD, SIR."
4660 RETURN
4670 IF P>0 THEN 1360
4680 LET P=1
4690 PRINT "SPOCK THE "E$;" SHIP IS COMPLETELY CRIPPLED, SIR."
4700 PRINT " DO YOU WANT TO SURRENDER?"
4710 INPUT A$
4720 IF A$="YES" THEN 2200
4730 PRINT "SPOCK DO YOU WANT TO DESTROY THE "F$;", CAPTAIN?"
4740 INPUT A$
4750 IF A$="YES" THEN 1390
4760 GOTO 4790
4770 REM LOSS OF CONTACT SECTION
4780 PRINT "SULU CONTACT WITH THE "E$;" VESSEL HAS BEEN BROKEN, SIR."
4790 PRINT C$;" RESUME COURSE FOR "D$;", MR.SULU."
4800 PRINT "CHEKOV AYE,SIR."
4810 GOTO 5840
4820 REM ENEMY SUICIDE SECTION
4830 PRINT "SPOCK SENSORS INDICATE THAT THE "F$;" IS OVERLOADING"
4840 PRINT " WHAT REMAINS OF ITS ANTIMATTER PODS, UNDOUBTEDLY"
4850 PRINT " ASUICIDAL MOVE,CAPTAIN. PODS WILL DETONATE"
4860 PRINT " IN 12 SECONDS -10 9 8 7 6 5 4 3 2 1"
4870 GOTO 5440
4880 LET R=R-200*(RND(0)*.5)
4890 LET B=360*(RND(0)-.5)
4900 LET B1=360*(RND(0)-.5)
4910 IF K>0 THEN 4930
4920 LET K=-K
4930 RETURN
4940 LET K=K+200*(RND(0)*.5)
4950 LET B=360*(RND(0)-.5)
4960 LET B1=360*(RND(0)-.5)
4970 RETURN
4980 LET R=R-400*(RND(0)*.5)
4990 LET B=360*(RND(0)-.5)
5000 LET B1=360*(RND(0)-.5)
5010 IF K>0 THEN 5030
5020 LET K=-K
5030 RETURN
5040 LET K=K+400*(RND(0)*.5)
5050 LET B=360*(RND(0)-.5)
5060 LET B1=360*(RND(0)-.5)
5070 RETURN
5080 PRINT "SPOCK; THE "E$;" IS FIRING PHOTON TORPEDOES AT US"
5090 LET H9=R
5100 LET B9=B1
5110 GOSUB 6080
5120 IF RND(0)>F9 THEN 5420
5130 IF RND(0)<.4 THEN 5360
5140 GOTO 05210
5150 PRINT "SPOCK THE "E$;" IS FIRING PHASERS AT US,SIR."
5160 LET H9=K
5170 LET B9=B1
5180 GOSUB 6130
5190 IF RND(0)>F8 THEN 5420
5200 IF RND(0)<.2 THEN 5360

```

```

5210 LET V=.5
5220 LET K=INT(RND(0)*4)+1
5230 IF S=0 THEN 5250
5240 LET K=S
5250 PRINT " A HIT ON SHIELD #";K;"."
5260 IF Z(K)<=0 THEN 5340
5270 LET Z(K)=Z(K)-30*V*(RND(0)+.1)
5280 LET H1=H1+V
5290 GOSUB 4410
5300 IF Z(K)>0 THEN 1360
5310 LET Z(K)=0
5320 PRINT " SHIELD #";K;" IS GONE."
5330 GOTO 1360
5340 PRINT "COMPUTER THE ";S;" HAS BEEN DESTROYED."
5350 GOTO 3840
5360 LET V=1
5370 LET K=INT(RND(0)*4)+1
5380 IF S=0 THEN 5400
5390 LET K=S
5400 PRINT "A DIRECT HIT ON SHIELD #";K;"."
5410 GOTO 5260
5420 PRINT " EVASIVE MANEUVERS WERE EFFECTED,NO DAMAGE."
5430 GOTO 1360
5440 PRINT
5450 LET Q=200*RND(0)
5460 IF Q<R THEN 05500
5470 PRINT "COMPUTER RADIUS OF EXPLOSION ";Q;" MGM."
5480 PRINT " ";S;" HAS BEEN DESTROYED."
5490 GOTO 5840
5500 PRINT "SPOCK ";E;" VESSEL DESTROYED."
5510 PRINT " RADIUS OF EXPLOSION ";Q;" MGM."
5520 GOTO 5840
5530 PRINT
5540 PRINT "SPOCK THE POSSIBLE COMMANDS ARE DESIGNATED BY"
5550 PRINT " THE FOLLOWING NUMBERS OF CODE WORDS "
5560 PRINT
5570 PRINT"CODE                COMMAND"
5580 PRINT
5590 PRINT"RANGE                REPEAT RANGE AND BEARING OF ENEMY"
5600 PRINT"PHASEF                FIRE PHASERS FORWARD BANK"

5610 PRINT"PHASER                FIRE PHASERS REAR BANK"
5620 PRINT"TORPF                FIRE PHOTON TORPEDOES FORWARD"
5630 PRINT"TORPR                FIRE PHOTON TORPEDOES REAR"
5640 PRINT"PHORE                LAUNCH ANTIMATTER PROBE (ONLY 10)"
5650 PRINT"CLOSE                APPROACH ENEMY (IMPULSE DRIVE)"
5660 PRINT"AWAY                RETREAT FROM ENEMY (IMPULSE DRIVE)"
5670 PRINT"PURSE                APPROACH ENEMY (WARP DRIVE)"
5680 PRINT"ESCAPE                RETREAT USING WARP DRIVE"
5690 PRINT"SHIELDS                USE OPTIMUM SHIELD"
5700 PRINT"ROTATE                ROTATE THE SHIP"
5710 PRINT"CHANCES                FIRING CHANCES"
5720 PRINT"COMMANDS                REPEAT COMMANDS"
5730 PRINT"DAMAGE                FULL DAMAGE REPORT"
5740 PRINT"BLUFF                CORBOMITE MANEUVER"
5750 PRINT"WAIT                ENEMY MOVES NEXT"
5760 PRINT"SUICIDE                SELF-DESTRUCTION"
5770 PRINT"SURRENDER                GIVE-UP TO ENEMY"
5780 PRINT"LVFEER                TURN 90 DEGREES LEFT"
5790 PRINT"RVFEER                TURN 90 DEGREES RIGHT"
5800 RETURN
5810 PRINT"SPOCK ";F;" IS AT RANGE ";R;" MGM, BEARING ";B;
5820 PRINT "DEGREES."
5830 RETURN
5840 PRINT
5850 PRINT "COMPUTER, DO YOU WISH TO ATTEMPT ANOTHER BATTLE"
5860 PRINT " IN COMMAND OF THE ";S;
5870 INPUT AS
5880 IF AS<>"YES" THEN 5900
5890 GOTO 960

```



```

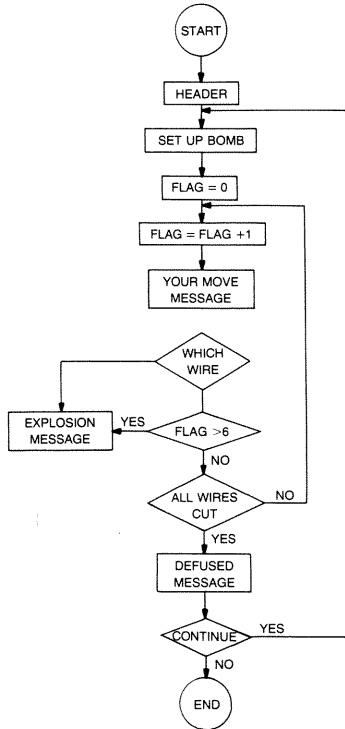
5900 PRINT "COMPUTER DO YOU WISH TO CHANGE SHIP";
5910 INPUT A$
5920 IF A$<>"YES" THEN 6260
5930 LET S$=N$(RND(0)*16+1)
5940 GOTO '890
5950 PRINT
5960 PRINT "NOTE WEAPON RANGES ARE"
5970 PRINT"   PHASERS      0-400 MGM (OPTIMUM 200 MGM)"
5980 PRINT"   TORPEDOES   300-700 MGM (OPTIMUM 500 MGM)"
5990 PRINT "   PROBES      ALL RANGES"
6000 PRINT
6010 PRINT "PHASERS ARE MORE DEADLY THAN TORPEDOES."
6020 PRINT "PROBES CAUSE TOTAL DESTRUCTION BUT ARE EFFECTIVE"
6030 PRINT "ONLY 7 PERCENT OF THE TIME (APPROXIMATELY)."

```

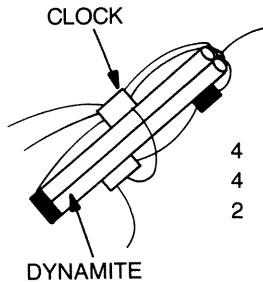
An adaptation of this program designed specifically for the Radio Shack TRS-80 computer using Level II BASIC can be found on page 198 in Section II.

BOMB DISPOSAL SQUAD

There is a time bomb with 10 wires. You must cut the wires to defuse the bomb. Unfortunately, because of the way the bomb was made, two of the wires will cause immediate explosion if they are cut. Out of the remaining eight wires, four are absolutely harmless. And you only have six moves to defuse the bomb.



Flowchart for Bomb Disposal Squad



- 4 HARMLESS WIRES
- 4 CURRENT WIRES
- 2 IMMEDIATE EXP WIRES

Fig. 1-3—There are 4 harmless wires, 4 current wires, and 2 immediate explosion wires.

Sample Run

RUN

BOMB DISPOSAL SQUAD

INSTRUCTIONS ARE AS FOLLOWS

THE TIME BOMB IS SET TO EXPLODE AFTER

AFTER 6 MOVES

YOU MUST DEFUSE THE BOMB BEFORE

THEN, OR ELSE THE RESULTING

EXPLOSION WILL GET YOU...

THERE ARE 10 WIRES, LABELLED 1

TO 10, 2 OF THESE WIRES

WILL CAUSE IMMEDIATE EXPLOSION

IF CUT..

OF THE REMAINING 8 WIRES

4 ARE NOT CONNECTED TO ANY

SENSOR, INCLUDING THE CLOCK.

THE BOMB MAKER PLANTS THESE

FALSE WIRES, JUST TO GIVE YOU A

HARD TIME IN DEFUSING THE BOMB.

WHICH WIRE TO CUT

?2

SILLY GOOSE, YOU HAVE EXPLODED

THE BOMB...

BANG..

TO PLAY AGAIN TYPE 1,

IF NOT TYPE 0

?1

WHICH WIRE TO CUT

?3

WHICH WIRE TO CUT

?7

SORRY, THAT WAS A HARMLESS WIRE

WHICH WIRE TO CUT

?9

WHICH WIRE TO CUT

?1

WHICH WIRE TO CUT

?6

YOU SHOULD BE WITH THE BOMB SQUAD

YOU HAVE SUCCESSFULLY DEFUSED THE

DEVICE IN ONLY 5 MOVES

TO PLAY AGAIN TYPE 1

IF NOT TYPE 0

?0

NEVER DID LIKE EXPLOSIONS, DID YOU?

RUN COMPLETE

Program Listing

```
10  REM THIS IS THE PROGRAM OF BOMB
    DISPOSAL SQUAD
20  REM THE BOMB CONSISTS OF 4 STICKS
    OF
30  REM DYNAMITE AND IS CONNECTED TO A
40  REM DIGITAL CLOCK AND OTHER SENS-
    ORS.
50  REM UNFORTUNATELY YOU CANNOT JUST
60  REM CUT THE WIRES FROM THE CLOCK
70  REM IF THE WIRES ARE NOT CUT
    ACCORDING
80  REM TO SEQUENCE, BANG. YOU BLOW UP
90  PRINT
100 PRINT
110 PRINT
120 PRINT ''TIME BOMB''
130 PRINT ''-----''
140 PRINT
150 PRINT ''INSTRUCTIONS ARE AS
    FOLLOWS''
160 PRINT
170 PRINT
180 PRINT ''THE TIME BOMB IS SET TO
    EXPLODE''
190 PRINT ''AFTER 6 MOVES.''
200 PRINT ''YOU MUST DEFUSE THE BOMB
    BEFORE''
210 PRINT ''THEN, OR ELSE THE RESULT-
    ING''
```

```

220 PRINT ''EXPLOSION WILL GET YOU..'
230 PRINT
240 PRINT ''THERE ARE 10 WIRES,
      LABELLED 1''
250 PRINT ''TO 10, 2 OF THESE WIRES''
260 PRINT ''WILL CAUSE IMMEDIATE
      EXPLOSION, ''
270 PRINT ''IF CUT..'
280 PRINT ''OF THE REMAINING 8 WIRES''
290 PRINT ''4 ARE NOT CONNECTED TO
      ANY''
300 PRINT ''SENSOR, INCLUDING THE
      CLOCK.''
310 PRINT ''THE BOMB MAKER PLANTS
      THESE''
320 PRINT ''FALSE WIRES, JUST TO GIVE
      YOU A''
330 PRINT ''HARD TIME IN DEFUSING THE
      BOMB.''
340 PRINT
350 REM SET UP WIRE CONNECTIONS
360 DIM W{10}
370 REM THE WIRES ARE
380 A = INT{RND{0} * 10} + 1
390 B = INT{RND{0} * 10} + 1
400 IF B = A THEN 390
410 W{A} = 3
420 W{B} = 3
430 REM THE ABOVE TWO WIRES CAUSE
      EXPLOSION

```

```

440 T = 0
450 REM THE HARMLESS WIRES, W{X} = 1
460 C = INT{RND{0}} * 10} + 1
470 IF C = A OR C = B THEN 460
480 W{C} = 1
490 D = INT{RND{0}} * 10} + 1
500 IF D = C OR D = B OR D = A THEN
    490
510 W{D} = 1
520 E = INT{RND{0}} * 10} + 1
530 IF E = D OR E = C OR E = B OR E
    = A THEN 520
540 W{E} = 1
550 F = INT{RND{0}} * 10} + 1
560 IF F = E OR F = D OR F = C OR F =
    B OR F = A THEN 550
570 W{F} = 1
580 REM SET UP LIVE WIRES W{X} = 2
590 G = INT{RND{0}} * 10} + 1
600 IF G = F OR G = E OR G = D THEN
    590
610 IF G = C OR G = B OR G = A THEN
    590
620 W{G} = 2
630 H = INT{RND{0}} * 10} + 1
640 IF H = G OR H = F OR H = E OR H
    = D THEN 630
650 IF H = C OR H = B OR H = A THEN
    630
660 W{H} = 2

```

```

670 I = INT(RND{0} * 10) + 1
680 IF I = H OR I = G OR I = F OR I
    = D THEN 670
690 IF I = E OR I = C OR I = B OR I
    = A THEN 670
700 W{I} = 2
710 REM SET UP LAST WIRE W{X} = 2
720 FOR J = 1 TO 10
730 IF W{J} = 3 OR W{J} = 1 THEN 760
740 IF W{J} = 2 THEN 760
750 W{J} = 2
760 NEXT J
770 REM ALL WIRES ARE NOT CONNECTED
780 M = 0
790 M = M + 1

800 PRINT ''WHICH WIRE TO CUT''
810 INPUT L
820 IF L < >INT {L} THEN 800
830 IF L < 1 OR L > 10 THEN 800
840 IF W{L} = 3 THEN 870
850 IF W{L} = 1 THEN 1030
860 GOTO 1060
870 PRINT
880 PRINT ''SILLY GOOSE, YOU HAVE
    EXPLODED''
890 PRINT ''THE BOMB...''
900 PRINT
910 PRINT''                BANG...''
920 PRINT
930 PRINT

```



```

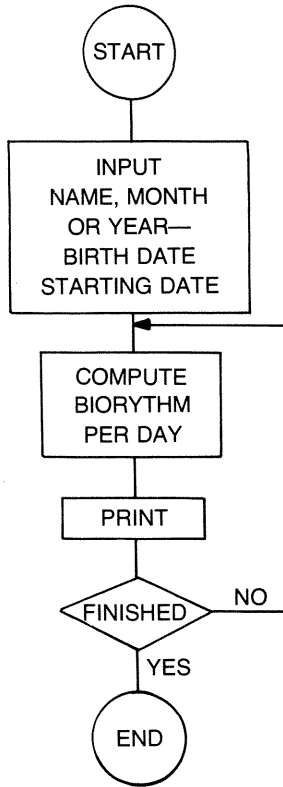
940 PRINT ''TO PLAY AGAIN TYPE 1, ''
950 PRINT ''IF NOT TYPE 0''
960 INPUT C
970 IF C = 1 THEN 1010
980 PRINT
990 PRINT ''NEVER DID LIKE EXPLOSIONS,
      DID YOU?''
1000 STOP
1010 PRINT
1020 GOTO 380
1030 IF M > 6 THEN 870
1040 PRINT ''SORRY, THAT WAS A HARM-
      LESS WIRE.''
1050 GOTO 790
1060 IF M > 6 THEN 870
1070 W{L} = 1
1080 T = T + 1
1090 IF T = 4 THEN 1110
1100 GOTO 790
1120 PRINT ''YOU SHOULD BE WITH THE
      BOMB SQUAD''
1130 PRINT ''YOU HAVE SUCCESSFULLY
      DEFUSED THE''
1140 PRINT ''DEVICE IN ONLY''; M;
      ''MOVES''
1150 GOTO 930

```

An adaptation of this program designed specifically for the Radio Shack TRS-80 computer using Level II BASIC can be found on page 204 in Section II.

BIORHYTHM

This program computes your biorhythm for either a month or a year starting with the month and year you desire. All it needs is your birth date.



Flowchart for Biorhythm

Sample Run

ENTER YOUR NAME ? KEN TRACTON
 ENTER EITHER M FOR MONTH OR
 Y FOR YEAR, FOR YOUR PLOT
 ? M
 ENTER YOUR BIRTH DATE
 MONTH, DAY, YEAR = ? 10, 30, 1949
 ENTER STARTING MONTH AND YEAR ? 4, 1978

BIORYTHM CHART FOR KEN TRACTON
 BIRTHDATE 30 OCTOBER 1949

*=COGNITIVE OR INTELLECT
 +=PHYSICAL STATE
 \$=SENSITIVITY OR EMOTIONAL

BIORYTHM CHART FOR APRIL 1978
 KEN TRACTON

	(-)	(+)
APRIL 1	\$	* ! +
APRIL 2	\$	* ! +
APRIL 3	\$	* ! +
APRIL 4	\$ *	* ! +
APRIL 5	*\$	* ! +
APRIL 6	* \$	* ! +
APRIL 7	* \$+	* ! +
APRIL 8	* + \$	* ! +
APRIL 9	* +	* \$
APRIL 10	\$	* ! \$
APRIL 11	+ *	* ! \$
APRIL 12	+ *	* ! \$
APRIL 13	+ *	* ! \$
APRIL 14	+ *	* ! \$
APRIL 15	+ *	* ! \$
APRIL 16	+ *	* ! \$
APRIL 17	+ *	* ! \$
APRIL 18		* ! \$
APRIL 19		* ! \$
APRIL 20		* ! \$
APRIL 21		* ! \$
APRIL 22		* ! \$
APRIL 23		* ! \$
APRIL 24		* ! \$
APRIL 25	\$	* ! \$
APRIL 26	\$	* ! \$
APRIL 27	\$	* ! \$
APRIL 28	\$	* ! \$
APRIL 29	\$	* ! \$
APRIL 30	\$	* ! \$

SRU 1.002 UNTS.

RUN COMPLETE.

Program Listing

```
10 REM BIORHYTHM PROGRAM

30 M$="DAY"
40 DIM X$(31)
50 DIM M$(12)
60 M$(1)="JANUARY"
70 M$(2)="FEBRUARY"
80 M$(3)="MARCH"
90 M$(4)="APRIL"
100 M$(5)="MAY"
110 M$(6)="JUNE"
120 M$(7)="JULY"
130 M$(8)="AUGUST"
140 M$(9)="SEPTEMBER"
150 M$(10)="OCTOBER"
160 M$(11)="NOVEMBER"
170 M$(12)="DECEMBER"
180 P9=6.283185
190 P1=23
200 P2=28
210 P3=33
220 D1=P9/P1
230 D2=P9/P2
240 D3=P9/P3
250 DATA 31,28,31,30
260 DATA 31,30,31,31
270 DATA 30,31,30,31
280 PRINT"ENTER YOUR NAME";
290 INPUT N$
300 PRINT"ENTER EITHER M FOR MONTH OR"
310 PRINT"Y FOR YEAR, FOR YOUR PLOT"
320 INPUT X$
330 N1=0
340 PRINT"ENTER YOUR BIRTH DATE"
350 PRINT"MONTH, DAY, YEAR = ";
360 INPUT B1, B2, B3
370 IF B3<1900 THEN 470
380 IF B1>2 THEN 420
390 IF B1=2 AND B2=29 THEN 420
400 IF INT((B3-1900)/4)<>(B3-1900)/4 THEN 420
410 N1=1
420 PRINT"ENTER STARTING MONTH AND YEAR";
430 INPUT C1, C3
440 IF B3>=C3 THEN 1500
450 FOR J=1 TO B1
460 READ X
470 NEXT J
480 N1=N1+X-B2
490 IF B1=12 THEN 540
500 FOR J=B1+1 TO 12
510 READ X
520 N1=N1+X
530 NEXT J
540 REM MORE CALCULATIONS
550 IF C3=B3<2 THEN 620
560 FOR J=B3-1899 TO C3-1901
```

```

570 IF INT(J/4)=J/4 THEN 590
580 GOTO 600
590 N1=N1+1
600 N1=N1+365
610 NEXT J
620 RESTORE
630 IF C1=1 THEN 680
640 FOR J=1 TO C1-1
650 READ X
660 N1=N1+X
670 NEXT J
680 IF INT((C3-1900)/4)<>(C3/4) THEN 720
690 IF C1>2 THEN 710
700 GOTO 720
710 N1=N1+1
720 I1=N1
730 I2=N1
740 I3=N1
750 READ X
760 FOR J=1 TO 5
770 PRINT
780 NEXT J
790 PRINT"BIORYTHM CHART FOR ";N$
800 PRINT"BIRTHDATE ";B2;M$(M1);" ";R3
810 PRINT
820 PRINT"*=COGNITIVE OR INTELLECT"
830 PRINT"+=PHYSICAL STATE"
840 PRINT"$=SENSITIVITY OR EMOTIONAL"
850 FOR J=1 TO 5
860 PRINT
870 NEXT J
880 L=0
890 GOSUB 1330
900 D=0
910 L=L+1
920 FOR I=1 TO 31
930 X$(I)=" "
940 NEXT I
950 X$(16)="!"
960 Y1=INT(15*SIN((L+I1)*D1)+16.5)
970 Y2=INT(15*SIN((L+I2)*D2)+16.5)
980 Y3=INT(15*SIN((L+I3)*D3)+16.5)
990 X$(Y1)="+"
1000 X$(Y2)="$"
1010 X$(Y3)="$"
1020 IF Y1=Y2 THEN 1040
1030 GOTO 1050
1040 X$(Y1)="#"
1050 IF Y1=Y3 THEN 1070
1060 GOTO 1080
1070 X$(Y1)="#"
1080 IF Y2=Y3 THEN 1100
1090 GOTO 1110
1100 X$(Y3)="#"
1110 D=D+1
1120 IF D<X+1 THEN 1240
1130 S1=S1+1
1140 IF S1=12 THEN 1530
1150 C1=C1+1

```

```

1160 IF C1>12 THEN 1200
1170 READ X
1180 GOSUB 1130
1190 GOTO 1240
1200 RESTORE
1210 C1=1
1220 C3=C3+1
1230 GOTO 1170
1240 IF D>9 THEN 1270
1250 PRINT M$(C1);" "ID;" ";TAB(9);
1260 GOTO 01280
1270 PRINT M$(C1);" "ID;"TAB(9);
1280 FOR J=1 TO 31
1290 PRINT X$(J);
1300 NEXT J
1310 PRINT
1320 GOTO 1190
1330 REM PRINT MONTH
1340 IF X9=1 THEN 1530
1350 IF X$="MM" THEN 1370
1360 GOTO 1380
1370 X9=1
1380 FOR J=1 TO 5
1390 PRINT
1400 NEXT J
1410 PRINT"RIORYTHM CHART FOR "M$(C1);" "C3
1420 PRINT TAB(5);N$
1430 PRINT TAB(10);"(-)"TAB(34);"(+)"
1440 PRINT
1450 D=1
1460 RETURN
1470 PRINT
1480 PRINT"YEAR MUST BE 1900 OR LATER"
1490 GOTO 1340
1500 PRINT
1510 PRINT"STARTING YEAR MUST BE GREATER THAN BIRTH YEAR"
1520 GOTO 1420
1530 REM NOW WE STOP
1540 END

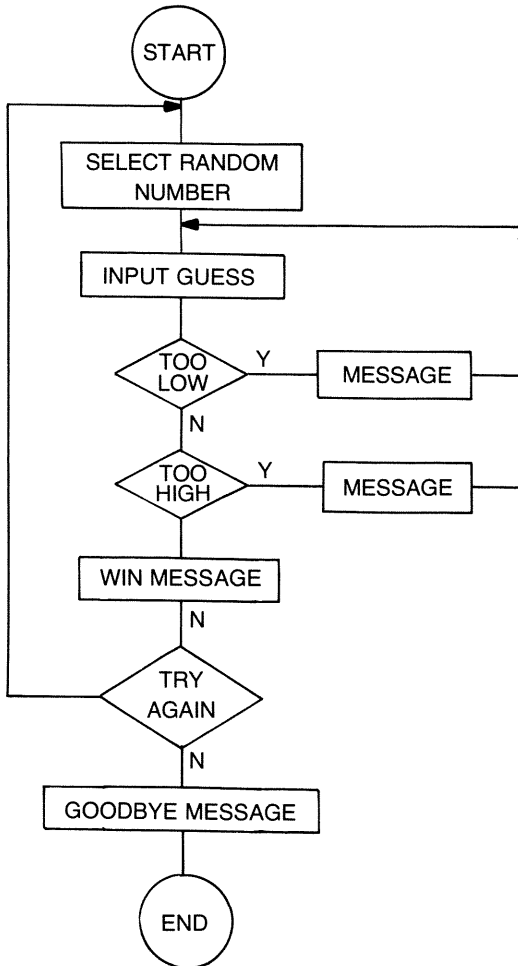
```

An adaptation of this program designed specifically for the Radio Shack TRS-80 computer using Level II BASIC can be found on page 206 in Section II.

GUESS

The friendly computer picks a number at random and you must guess it. If you are too low or too high, it will tell you with the appropriate message. At the end, it will tell you how many tries you took.

The best way is to guess quickly by using the binary search method shown in Fig. 1-4. Basically, you pick a point halfway between the last known too high point and too low point.



Flowchart for Guess

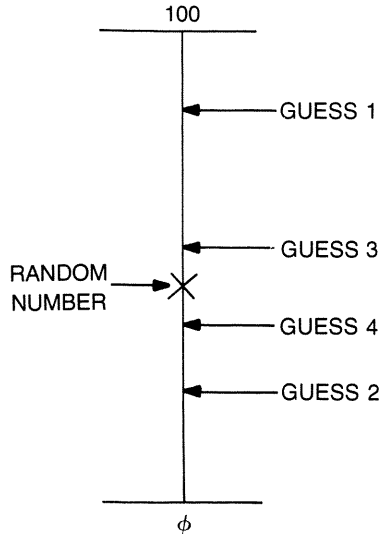


Fig. 1-4—1. If guess 1 was too high, try halfway between it and 0. 2. Since guess 2 was too low, try halfway between guess 1 and guess 2. 3. Since guess 3 is too high, try halfway between it and guess 2. You are narrowing the range each time by $\frac{1}{2}$ (binary) until you reach the desired number.

Sample Run

```

PROGRAM    GUESS

ARE INSTRUCTIONS REQUIRED(1=YES, 2=NO)
? 1

AT RANDOM YOUR FRIENDLY COMPUTER WILL
CHOOSE A NUMBER BETWEEN 1 AND 100
YOU WILL TRY TO GUESS THE RANDOM NUMBER
HINT!!THE BINARY SEARCH METHOD!!

        GOOD-LUCK
        -----

                GUESS
                -----

WHAT IS YOUR GUESS? 50
YOU ARE HIGH
WHAT IS YOUR GUESS? 25
YOU ARE HIGH
WHAT IS YOUR GUESS? 12
YOU ARE HIGH
WHAT IS YOUR GUESS? 6
YOU GOT IT, RIGHT ON THE NOSE!!!!
YOU ONLY TOOK 4 TRIES

WANT TO TRY AGAIN
TYPE 1=YES OR 2=NO? 1

```


GUESS

WHAT IS YOUR GUESS:

? 50

YOU ARE HIGH

WHAT IS YOUR GUESS? 25

YOU ARE LOW

WHAT IS YOUR GUESS? 34

YOU ARE LOW

WHAT IS YOUR GUESS? 46

YOU ARE HIGH

WHAT IS YOUR GUESS? 36

YOU ARE LOW

WHAT IS YOUR GUESS? 39

YOU GOT IT, RIGHT ON THE NOSE!!!!

YOU ONLY TOOK 6 TRIES

WANT TO TRY AGAIN

TYPE 1=YES OR 2=NO? 1

GUESS

WHAT IS YOUR GUESS:

? 50

YOU ARE LOW

WHAT IS YOUR GUESS? 100

YOU ARE HIGH

WHAT IS YOUR GUESS? 75

YOU ARE LOW

WHAT IS YOUR GUESS? 87

YOU ARE LOW

WHAT IS YOUR GUESS? 96

YOU ARE HIGH

WHAT IS YOUR GUESS? 90

YOU GOT IT, RIGHT ON THE NOSE!!!!

YOU ONLY TOOK 6 TRIES

WANT TO TRY AGAIN

TYPE 1=YES OR 2=NO? 2

SCARED HUH!!!!!!

RUN COMPLETE.

Program Listing

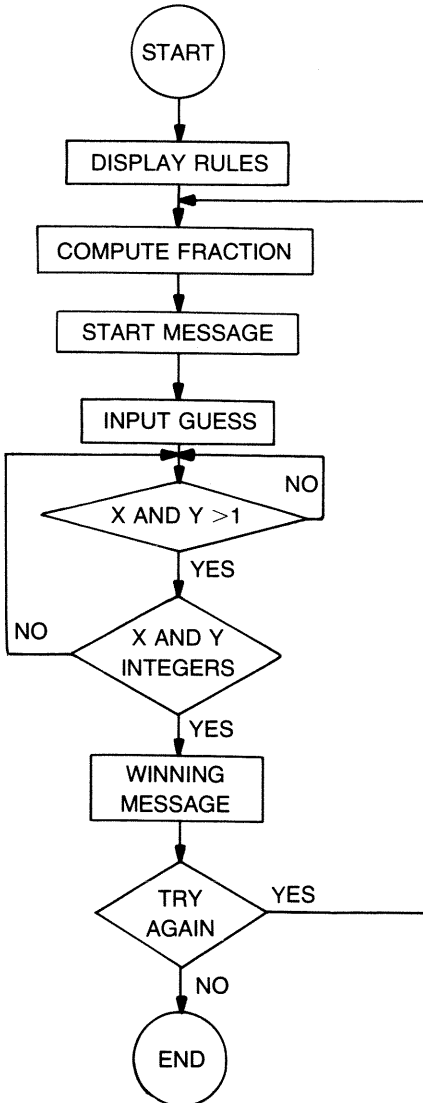
```
10 REM THIS IS THE GAME OF GUESS
20
30 REM INSTRUCTIONS
40 PRINT"ARE INSTRUCTIONS REQUIRED";
50 PRINT"(1=YES, 2=NO)"
60 INPUT A
70 IF A<>1 THEN 00170
80 PRINT
90 PRINT"AT RANDOM YOUR FRIENDLY COMPUTER WILL"

100 PRINT"CHOOSE A NUMBER BETWEEN 1 AND 100"
110 PRINT"YOU WILL TRY TO GUESS THE RANDOM NUMBER"
120 PRINT"HINT!!THE BINARY SEARCH METHOD!!"
130 PRINT
140 PRINT"          GOOD-LUCK"
150 PRINT"          -----"
160 PRINT
170 PRINT
180 PRINT"          GUESS"
190 PRINT"          -----"
200 X=0
210 Q=INT(100*RND(0))
220 PRINT
230 PRINT"WHAT IS YOUR GUESS";
240 INPUT Z
250 X=X+1
260 IF Z=Q THEN 300
270 IF Z>Q THEN 330
280 PRINT"YOU ARE LOW"
290 GOTO 230
300 PRINT"YOU GOT IT, RIGHT ON THE NOSE!!!!"
310 PRINT"YOU ONLY TOOK ";X;" TRIES"
320 GOTO 350
330 PRINT"YOU ARE HIGH"
340 GOTO 230
350 PRINT
360 PRINT"WANT TO TRY AGAIN"
370 PRINT"TYPE 1=YES OR 2=NO";
380 INPUT V
390 IF V<>1 THEN 410
400 GOTO 170
410 PRINT"SCARED HUH!!!!!!!"
420 END
```

This program also will run on the Radio Shack TRS-80 computer with no modifications needed.

GUESS AGAIN

To win this game you must guess a random fraction, not a decimal number but a common fraction. The fraction, which is picked at random, is less than 1 and is in the following form: x/y where x is an integer from 2 to 9 and $x < y$.



Flowchart for Guess Again

Sample Run

RUN

THE COMPUTER IS GOING TO
CHOOSE A FRACTION FROM 0
TO 1

THE FRACTION SO CHOSEN WILL
BE IN THE FOLLOWING FORM
 X/Y , WHERE X IS AN INTEGER
FROM 2 TO 9 AND IS ALSO
LESS THAN Y

EXAMPLES:

$1/9$, $3/8$, $4/9$, OR $1/4$

TO REMIND YOU AGAIN, THE
THE FRACTION COULD DEFINITELY NOT BE
ONE OF THE FOLLOWING OR ANY FRACTION
LIKE THE FOLLOWING

$4/10$, $3/21$, $0/9$, OR $2/2$

REMEMBER YOUR GUESS FRACTION MUST BE
BETWEEN 0 AND 1

PLEASE ENTER YOUR GUESS AS A
DIGIT THEN A SLASH THEN THE DENOMIN-
ATOR DIGIT

THE COMPUTER HAS PICKED THE FRACTION
GOOD LUCK...

WHAT IS YOUR GUESS

? $2/3$

YOU SHOULD TRY A LARGER VALUED
FRACTION

WHAT IS YOUR GUESS

? $5/6$

THAT'S SUPER, YOU MUST BE A
MATHEMATICIAN
IF YOU WANT TO TRY AGAIN, TYPE 1
OTHERWISE TYPE 2
? 2
GOOD/BYE MATHEMATICIAN
RUN COMPLETE

Program Listing

```
10 REM THE COMPUTER IS TO PICK A  
    FRACTION  
20 REM AT RANDOM, YOU ARE GOING  
30 REM TO HAVE TO GUESS IT  
40 PRINT  
50 PRINT  
60 REM THE RULES OF THE GAME  
70 PRINT  
80 PRINT ''THE COMPUTER IS GOING TO''  
90 PRINT ''CHOOSE A FRACTION FROM 0''  
100 PRINT ''TO 1''  
110 PRINT ''THE FRACTION SO CHOSEN  
    WILL''  
120 PRINT ''BE IN THE FOLLOWING FORM''  
130 PRINT ''X/Y, WHERE X IS AN INTEG-  
    ER''  
140 PRINT ''FROM 2 TO 9 AND IS ALSO''  
150 PRINT ''LESS THAN Y''  
160 PRINT ''EXAMPLES:''  
170 PRINT ''1/9, 3/8, 4/9, OR 1/4''  
180 PRINT ''TO REMIND YOU AGAIN, THE''
```

```

190 PRINT 'FRACTION COULD DEFINITELY
    NOT BE'
200 PRINT 'ONE OF THE FOLLOWING OR
    ANY FRACTION'
210 PRINT 'LIKE THE FOLLOWING:'
220 PRINT '4/10, 3/21, 0/9, OR 2/2'
230 PRINT
240 PRINT 'REMEMBER YOUR GUESS FRACTION
    MUST BE'
250 PRINT 'BETWEEN 0 AND 1'
260 PRINT 'PLEASE ENTER YOUR GUESS
    AS A'
270 PRINT 'DIGIT THEN A SLASH THEN
    THE DENOMINATOR'
280 PRINT 'DIGIT'
290 REM TIME TO PICK A FRACTION
300 B = INT{RND{0} * 8} + 2
310 A = INT{RND{0} * {B - 1}} + 1
320 PRINT
330 PRINT 'THE COMPUTER HAS PICKED
    THE FRACTION'
340 PRINT 'GOOD LUCK...'
350 PRINT
360 PRINT 'WHAT IS YOUR GUESS'
370 INPUT G#
380 L = LEN{G#}
390 IF L <> 3 THEN 350
400 D# = SUBSTR{G#,1,1}
410 S# = SUBSTR{G#,2,1}
420 E# = SUBSTR{G#,3,1}

```

```

430 D = VAL{D#}
440 E = VAL{E#}
450 IF S# <> '/' THEN 350
460 IF D < 1 OR E < 1 THEN 350
470 IF D <> INT{D} OR E <> INT{E}
    THEN 350
480 REM NOTICE THAT 470 ALSO CHECKS
    FOR LESS THAN
490 REM 1 LIKE LINE 460, WE HAVE IN-
    CLUDED
500 REM BOTH, BECAUSE OF THE
    DIFFERENCES IN THE
510 REM VERSIONS OF BASIC AVAILABLE
520 IF D > E THEN 350
530 C = A/B
540 F = D/E
550 IF C = F THEN 590
560 IF C > F THEN 710
570 PRINT 'YOU SHOULD TRY A SMALLER
    VALUED NUMBER FRACTION'
580 GOTO 350
590 PRINT
600 PRINT 'THAT'S SUPER, YOU MUST
    BE A
610 PRINT 'MATHEMATICIAN'
630 PRINT 'IF YOU WANT TO TRY AGAIN,
    TYPE 1'
640 PRINT 'OTHERWISE TYPE 2'
650 INPUT C
660 IF C = 1 THEN 690

```

```
670 PRINT ''GOOD-BYE, MATHEMATICIAN''
680 STOP
690 PRINT
700 GOTO 300
710 PRINT ''YOU SHOULD TRY A LARGER
      VALUED FRACTION''
720 GOTO 350
730 END
```

This program will run on the Radio Shack TRS-80 computer with the following modification. Change "SUBSTR" to "MID\$" in lines 400, 410, and 420.

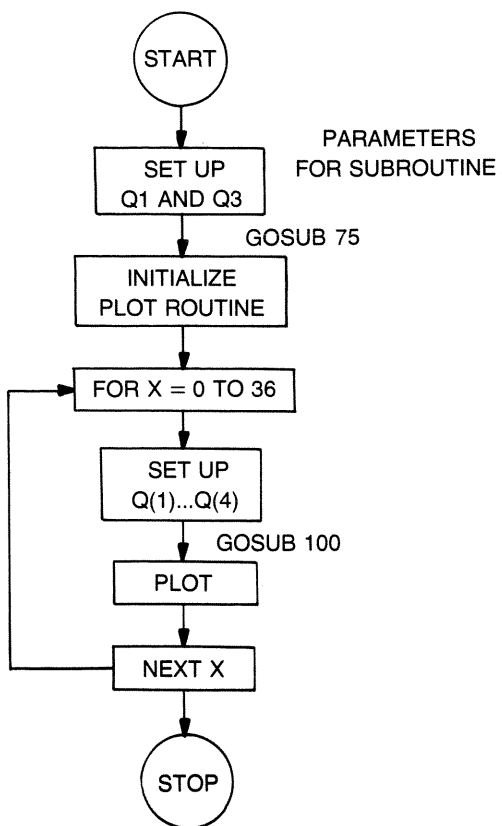
PLOT YOUR 4 EQUATIONS

This plotting program allows the user to plot functions by modifying lines 35 to 55. Q(1) to Q(4) are the four equations. If more equations are to be plotted, continue adding Q(n), but be sure to change line 15 to show the change in number of equations.

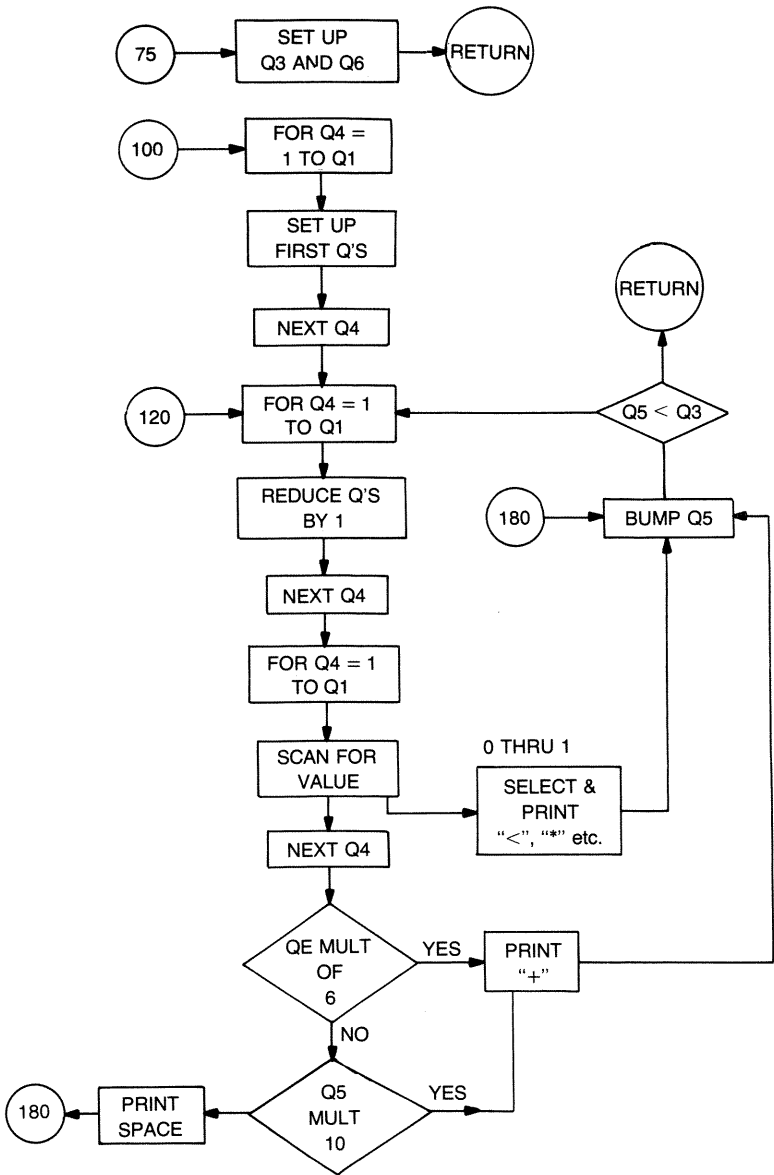
This program is a sample; the equations already are given. Also, this program consists of an advanced plotting subroutine which may be used by itself in other programs. Note that the characters used for plotting may be changed as well.

We also can change the width of the plot in inches by changing line 20.

A flow chart has been given so the user can, if desired, use this plotting technique with other programs.



Flowchart for Plot Your 4 Equations Subroutine (1 of 2)



Flowchart for Plot Your 4 Equations Subroutine (2 of 2)

Sample Run

```
*** SAMPLE PROGRAM ***
*+++++*
+ < + + +
+ > + + +
+ * + + +
+ < + + +
+ > + + +
*+++++*
+ < + + +
+ > + + +
+ * + + +
+ < + + +
+ > + + +
*+++++*
+ < + + +
+ > + + +
+ * + + +
+ < + + +
+ > + + +
*+++++*
+ + + + +
+ + + + +
+ + + + +
+ + + + +
+ + + + +
*+++++*
+ + + + +
+ + + + +
+ + + + +
+ + + + +
+ + + + +
*+++++*
```


Program Listing

```
5 PRINT*   *** SAMPLE PROGRAM ***
10 REM ASSIGN Q1=NO CURVES,Q3=MAX WIDTH(IN INCHES)
15 LET Q1 = 4
20 LET Q3 = 6
25 GOSUB   75
30 FOR X = 0 TO 36
35 LET Q(1) = X/6
40 LET Q(2) = (36-X)/6
45 LET Y = SQR(9-((X/6)-3)^2)
50 LET Q(3) = 3-Y
55 LET Q(4) = 3+Y
60 GOSUB   100
65 NEXT X
70 STOP
75 REM *** ENTRY POINT TO INITIALIZE PLOTTING SUBROUTINE***
80 LET Q3 = Q3*10 +1
85 LET Q6 = 0
90 RETURN
95 REM *** ENTRY POINT TO PLOT ONE LINE ***
100 FOR Q4 = 1 TO Q1
105 LET Q(Q4) = Q(Q4)*10+1.5
110 NEXT Q4
115 LET Q5 = 0
120 FOR Q4 = 1 TO Q1
125 LET Q(Q4) = Q(Q4)-1
130 NEXT Q4
135 FOR Q4 = 1 TO Q1
140 IF Q(Q4) < 0 THEN 160
145 IF Q(Q4) < .333333334 THEN 205
150 IF Q(Q4) < .666666667 THEN 215
155 IF Q(Q4) <= 1 THEN 00225
160 NEXT Q4
165 IF (Q6/6-INT(Q6/6)) = 0 THEN 235
170 IF (Q5/10-INT(Q5/10))=0 THEN 235
175 PRINT* ";
180 LET Q5 = Q5+1
185 IF Q5<Q3 THEN 120
190 PRINT
195 LET Q6 = Q6+1
200 RETURN
205 PRINT* "<";
210 GO TO 180
215 PRINT* "*" ;
220 GO TO 180
225 PRINT* ">";
230 GO TO 180
235 PRINT* "+";
240 GO TO 180
245 REM *** END OF SUBROUTINE ***
250 END
```

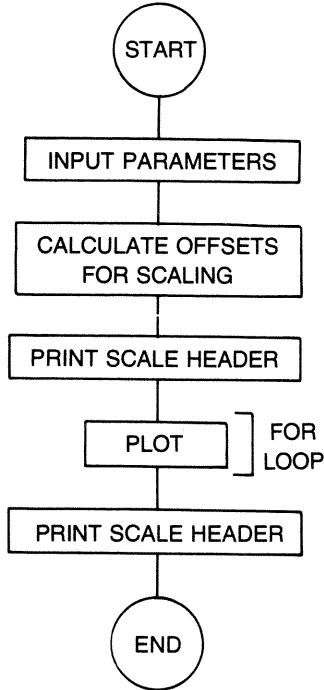
This program is not recommended for use on a TRS-80 computer because of the length of time needed to plot a single line plus the graph does not fit on the video screen.

PLOT YOUR 10 EQUATIONS

This plotting program will plot up to nine curves at once, which are entered at lines 110 to 150 in the form of $Q(1) = \text{function}$ to $Q(9) = \text{function}$.

$(Q(n) = f(x))$

We also can specify, once the functions are entered, which first n (up to nine) will be plotted. We supply the limits of the independent variable x and the limits of the range.



Flowchart for Plot Your 10 Equations

Program Listing

```
5 PRINT"ENTER NUMBER OF CURVES TO BE PLOTTED"  
10 INPUT A  
15 PRINT"ENTER THE LOWER LIMIT OF THE IND VARIABLE"  
20 INPUT B  
25 PRINT"ENTER THE UPPER LIMIT OF THE IND VARIABLE"  
30 INPUT C  
35 PRINT"ENTER INCREMENT VALUE OF THE IND VARIABLE"  
40 INPUT D  
45 PRINT"ENTER THE LOWER LIMIT OF THE RANGE"  
50 INPUT E  
55 PRINT"ENTER THE UPPER LIMIT OF THE RANGE"  
60 INPUT F  
65 LET K=0  
70 LET L=(F-E)/50  
75 PRINT "    HORIZONTAL RANGE : 'E;' TO 'F;' IN  
    INCREMENTS OF 'L'  
80 PRINT "    VERTICAL RANGE : 'B;' TO 'C;' IN  
    INCREMENTS OF 'D'  
85 PRINT  
90 GOSUB 510  
95 GOSUB 520  
100 FOR X=B TO C STEP D  
105 LET D=0  
110  
115  
120  
125  
130  
135  
140  
145  
150  
155 FOR I=1 TO A  
160 LET P(I)=INT((Q(I)-E+L/2)/L)+1  
165 LET R(I)=I  
170 NEXT I  
175 FOR I=1 TO A-1  
180 FOR J=I+1 TO A  
185 IF P(I)<=P(J) THEN 225  
190 LET R=P(I)  
195 LET P(I)=P(J)  
200 LET P(J)=R  
205 LET R=R(I)  
210 LET R(I)=R(J)  
215 LET R(J)=R  
220 GOTO 175  
225 NEXT J  
230 NEXT I  
235 LET J=1  
240 FOR I=2 TO A  
245 IF P(I)◇P(I-J) THEN 270  
250 LET P(I)=2E76  
255 LET R(I-J)=4E44  
260 LET J=J+1
```



```

265 GOTO 00275
270 LET J=1
275 NEXT I
280 LET K=K+1
285 IF 5*INT((K-1)/5)=K-1 THEN 300
290 PRINT " .";
295 GOTO 305
300 PRINT " -";
305 FOR I=1 TO A
310 IF P(I)=2E76 THEN 480
315 IF (P(I)-1)*(51-P(I))<0 THEN 480
320 LET D=P(I)-D-1
325 IF D=0 THEN 335
330 GOSUB 530
335 IF R(I)=4E44 THEN 470
340 IF R(I)>1 THEN 355
345 PRINT "1";
350 GOTO 475
355 IF R(I)>2 THEN 370
360 PRINT "2";
365 GOTO 475
370 IF R(I)>3 THEN 385
375 PRINT "3";
380 GOTO 475
385 IF R(I)>4 THEN 400
390 PRINT "4";
395 GOTO 475
400 IF R(I)>5 THEN 415
405 PRINT "5";
410 GOTO 475
415 IF R(I)>6 THEN 430
420 PRINT "6";
425 GOTO 475
430 IF R(I)>7 THEN 445
435 PRINT "7";
440 GOTO 475
445 IF R(I)>8 THEN 460
450 PRINT "8";
455 GOTO 475
460 PRINT "9";
465 GOTO 475
470 PRINT "X";
475 LET D=P(I)
480 NEXT I
485 PRINT
490 NEXT X
495 GOSUB 520
500 GOSUB 510
505 STOP
510 PRINT " 0.0      10.0      20.0      30.0      40.0      50.0"
515 RETURN
520 PRINT "-----"
525 RETURN
530 LET V=1
535 IF INT(2*D/(2^V))=0 THEN 550
540 LET V=V+1
545 GOTO 535
550 FOR T=1 TO V-1
555 IF D=2*INT(D/2) THEN 640

```

```

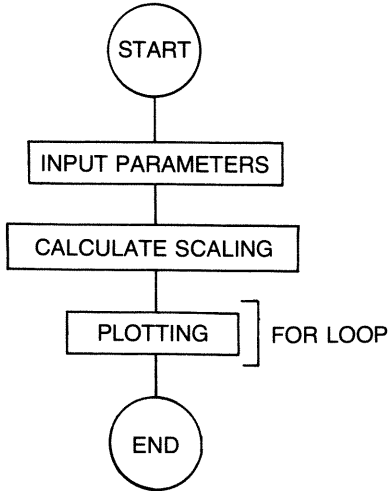
560 IF T>1 THEN 00575
565 PRINT " ";
570 GOTO 640
575 IF T>2 THEN 590
580 PRINT " ";
585 GOTO 640
590 IF T>3 THEN 605
595 PRINT " ";
600 GOTO 640
605 IF T>4 THEN 620
610 PRINT " ";
615 GOTO 640
620 IF T>5 THEN 635
625 PRINT " ";
630 GOTO 640
635 PRINT " ";
640 LET I=INT(I/2)
645 NEXT T
650 RETURN
655 END

```

This program is not recommended for use with the Radio Shack TRS-80 computer because there may be a scrolling problem if the graph is more than 13 lines long.

POLAR GRAPHIC SUBROUTINE

This program allows the user to plot a curve in a polar coordinate plot. The function to be plotted is entered at line 105 in the form of $A = F(c)$. Up to 90 points may be plotted with an increment adjustment to minimize distortion of the generated curve.



Flowchart for Polar Graphic subroutine

00105 A = TAN(2*C)

RUN

PROGRAM POLAR

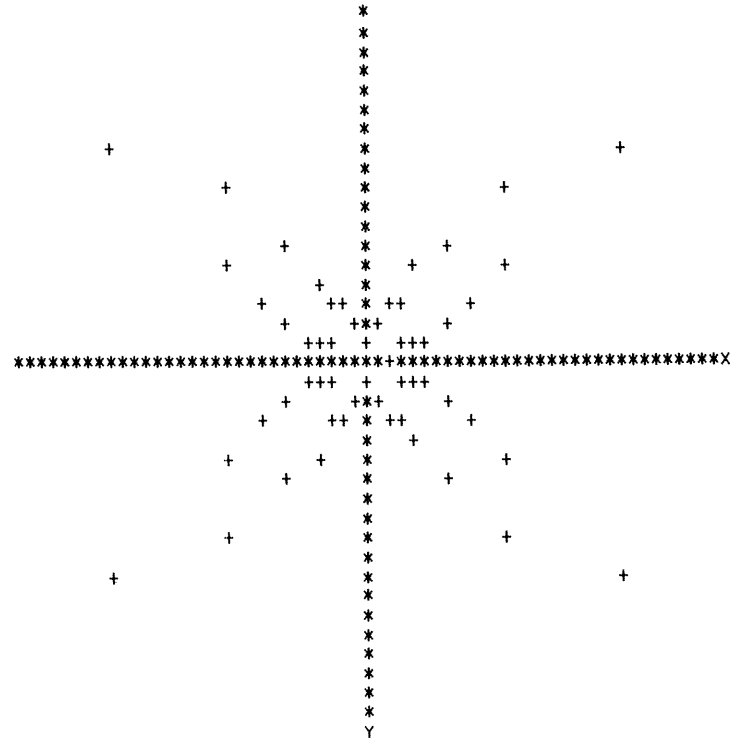
+++++*****POLAR COORDINATE PLOT*****+++++

ENTER VALUE OF ENDPOINTS (ABS)

? 6

X INCREMENT = .2

Y INCREMENT = .333333



Program Listing

```
5 REM THIS PROGRAM GENERATES A POLAR PLOT
10 REM OF THE FUNCTION (EQUATION) PLACED ON LINE 105
15 REM THE FUNCTION MUST BE WRITTEN AS A=F(C)

25 PRINT
30 PRINT"+++++*****POLAR COORDINATE PLOT*****+++++"
35 PRINT
40 PRINT
45 PRINT
50 DIM X(100),Y(100)
55 Z=90
60 PRINT"ENTER VALUE OF ENDPOINTS (ABS)"
65 INPUT Q
70 PRINT
75 PRINT"X INCREMENT =" ;Q/30
80 PRINT
85 PRINT"Y INCREMENT =" ;Q/18
90 PRINT
95 FOR J=1 TO Z
100 C=.06981317*J
105
110 X(J)=INT(((A*COS(C)/Q+1)*30)+.5)
115 Y(J)=INT((-A*SIN(C)/Q+1)*18)+.5)
120 NEXT J
125 FOR J=1 TO Z
130 FOR I=1 TO Z-J
135 D=X(I)
140 E=Y(I)
145 IF E<=Y(I+1) THEN 170
150 X(I)=X(I+1)
155 Y(I)=Y(I+1)
160 X(I+1)=D
165 Y(I+1)=E
170 NEXT I
175 NEXT J
180 R=1
185 FOR K=0 TO Z-1
190 IF Y(K+1)>=0 THEN 200
195 NEXT K
200 FOR J=0 TO 36
205 R=R+K
210 K=0
215 IF R>Z THEN 225
220 IF Y(R)=J THEN 250
225 IF J=18 THEN 240
230 PRINT TAB(30);"*";
235 GOTO 470
240 T=Z+1
245 GOTO 410
250 FOR P=R TO Z
255 IF Y(P)>Y(R) THEN 270
260 K=K+1
265 NEXT P
270 IF K=1 THEN 320
275 FOR I=1 TO K
280 FOR P=1 TO K-1
285 D=X(R+P-1)
290 E=X(R+P)
295 IF D<=E THEN 310
300 X(R+P-1)=E
305 X(R+P)=D
310 NEXT P
315 NEXT I
320 IF J=18 THEN 405
```



```

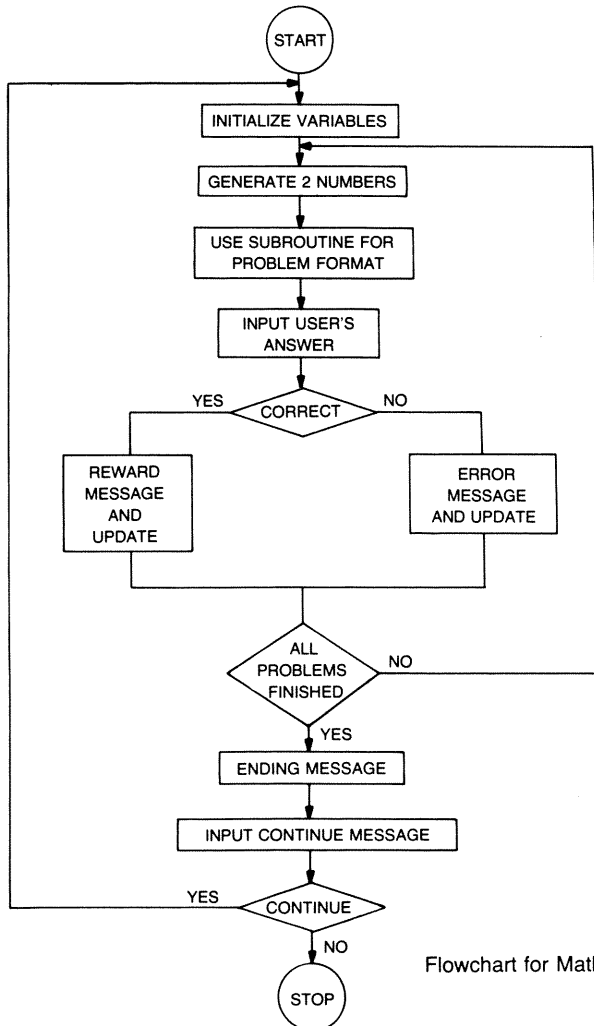
325 P=-1
330 T=0
335 FOR S=0 TO K-1
340 IF X(R+S)=P THEN 385
345 P=X(R+S)
350 IF P=30 THEN 370
355 IF P<30 THEN 375
360 IF T=1 THEN 375
365 PRINT TAB(30);"*";
370 T=1
375 IF P>60 THEN 470
380 PRINT TAB(P);"+";
385 NEXT S
390 IF T=1 THEN 470
395 PRINT TAB(30);"*";
400 GOTO 470
405 T=R
410 FOR I=0 TO 60
415 IF X(K)<>I THEN 455
420 PRINT"+";
425 FOR S=T TO R+K-1
430 IF X(S)=X(T) THEN 445
435 T=S
440 GOTO 460
445 NEXT S
450 GOTO 460
455 PRINT"*";
460 NEXT I
465 PRINT"X";
470 PRINT
475 NEXT J
480 PRINT TAB(30);"Y"
485 END

```

MATH WHIZ KID QUIZ

The following program is termed a CAI (Computer Assisted Instruction) program. The most famous and possibly the best CAI system is called PLATO. Unfortunately, PLATO requires special equipment such as a full graphics terminal which typically uses a gas plasma display. Quite often the screen also will be touch sensitive. As you can see, the full PLATO set-up can be quite expensive.

This program does not require the features of PLATO, but it does show how such systems respond. Not only does this program instruct with arithmetic problems, but it is also fun to play.



Flowchart for Math Whiz Kid Quiz

Sample Run

RUN

WE ARE GOING TO PRACTICE MULTIPLICA-
TION

WHAT IS YOUR NAME

? KEN

KEN, THERE ARE 10 PROBLEMS.

THE COMPUTER WILL USE ONE OF TWO FORMS

EITHER

A X B = ?

OR

A

XB

?
?

1. 6 X 4 = ? 24

YOU DID IT

2. 8 X 2 = ? 16

EXCELLENT

3. 4 X 6 = ? 24

VERY GOOD

4. 8

X1

? 8

NOT BAD

5. 3 X 2 = / ? 6

EXCELLENT

6. 4

X3

? 12

NOT BAD

7. 8 X 8 = ? 64

HEY THATS ALRIGHT

8. 9

X3

? 27

EXCELLENT

9. 3

X4

? 12

VERY GOOD

10. 8

X8

? 64

EXCELLENT

WE ARE NOW FINISHED

THE COMPUTER HOPES YOU ENJOYED THIS

WELL, KEN

OF 10 PROBLEMS 100%

WERE CORRECT

AND 0% WERE INCORRECT

TO TRY AGAIN TYPE 1, IF NOT 0

? 0

RUN COMPLETE

Program Listing

```
10  REM THIS PROGRAM DEMONSTRATES THE
20  REM CLASS OF PROGRAMS TERMED CAI
30  REM THIS EXAMPLE GENERATES RANDOM
40  REM PROBLEMS OF MULTIPLICATION AND
50  REM RETURNS REWARD AND PUNISHMENT
60  REM REMARKS AT RANDOM.
70  REM DEFINITION OF VARIABLES
80  REM USERS ANSWER = A
90  REM NUMBER OF PROBLEMS = C
100 REM THE NUMBERS TO BE MULTIPLIED
    = D1, D2
110 REM THE TRUE ANSWER = D3
120 REM POINTER TO MESSAGE = M
130 REM TOTAL NUMBER OF PROBLEMS = N
140 N = 10
150 REM USERS NAME = N#
160 REM PERCENTAGE RIGHT = P1
170 REM PERCENTAGE WRONG = P2
180 REM CORRECT ANSWERS = R
190 REM WRONG ANSWERS = W
200 REM USE RANDOMIZE SO EACH TIME
    THE
210 REM PROGRAM IS USED WE WILL HAVE
    A
220 REM DIFFERENT RANDOM SEQUENCE
    GENERATED
230 RANDOMIZE
240 PRINT
```

```

250 PRINT ''WE ARE GOING TO PRACTICE
      MULTIPLICATION''
260 PRINT
280 PRINT ''WHAT IS YOUR NAME''
285 INPUT N#
290 PRINT
300 PRINT N#; ', THERE ARE ', N#
      'PROBLEMS.'
310 PRINT
320 PRINT ''THE COMPUTER WILL USE ONE
      OF TWO FORMS''
330 PRINT
340 PRINT ''EITHER''
350 PRINT '' A X B = ?''
360 PRINT ''OR''
370 PRINT ''A''
380 PRINT ''X B''
390 PRINT ''---''
400 PRINT '' ?''
410 PRINT
420 PRINT
430 C = 1
440 R = 0
450 W = 0
460 REM GENERATE RANDOM NUMBERS
470 D1 = INT{RND{0} * 10}
480 D2 = INT{RND{0} * 10}
490 D3 = D1 * D2
500 REM BY CHANGING THE STATEMENTS
510 REM 470 AND AND 480 WE CAN

```

```

520 REM CHANGE THE NUMBER OF DIGITS
530 REM OR THE MAGNITUDE OF THE NUM-
    BERS
540 REM TO BE MULTIPLIED.
550 REM BY CHANGING THE STATEMENTS,
560 REM ESPECIALLY THE REMARKS AND THE
570 REM NUMBERS FOR CONSTANTS, WE CAN
    TAILOR
580 REM A GAME OR PROGRAM TO OUR
590 REM TASTES. OF COURSE A PROGRAM
    MAY BE
600 REM RUN EXACTLY AS FOUND, BUT
    THERE IS
610 REM FUN AND INSTRUCTION IN MODI-
    FYING
620 REM PROGRAMS AS WELL.
630 REM THE FOLLOWING SUBROUTINES
    GENERATE
640 REM EITHER ONE OF THE TWO FORMS
    OF PROBLEMS.
650 ON INT(2 * (RND(0))) + 1 GOTO 660, 680
660 GOSUB 1000
670 GOTO 690
680 GOSUB 1050
690 REM WE HAVE RETURNED FROM THE
    SUBROUTINE
700 REM WE NOW NEED AN ANSWER
710 INPUT A
720 REM WE NOW PRINT AT RANDOM
730 REM A MESSAGE ABOUT

```

```

740 REM THE ANSWER. WE ALSO HAVE TO
750 REM INCREMENT THE ANSWER COUNTER.
760 IF A <> D3 THEN 790
770 GOSUB 1130
780 GOTO 800
790 GOSUB 1310
800 REM UPDATE THE VALUE OF C
810 REM THE NUMBER OF PROBLEMS
820 C = C + 1
830 IF C <= N THEN 560
840 REM WE WILL NOW CALCULATE
850 REM THE PERCENTAGE OF RIGHT
860 REM OR WRONG ANSWERS
870 P1 = INT{100 * R/N}
880 P2 = INT{100 * W/N}
890 PRINT
900 PRINT 'WE ARE NOW FINISHED'
910 PRINT 'THE COMPUTER HOPES YOU
ENJOYED THIS.'
920 PRINT
930 PRINT 'WELL,'; N;
940 PRINT 'OF'; N; 'PROBLEMS,';
P1; '%'
950 PRINT 'WERE CORRECT.'
950 PRINT 'AND'; P2; '%' WERE
INCORRECT.'
960 PRINT 'TO TRY AGAIN, TYPE L, IF
NOT, 0'
970 INPUT L
980 IF L = 1 THEN 140

```



```

990 STOP
1000 REM THIS SUBROUTINE PRINTS
1010 REM A HORIZONTAL PROBLEM
1020 PRINT
1030 PRINT C; ' '. ' '; D1; ' X';
      D2; '=';
1040 RETURN
1050 REM THIS SUBROUTINE PRINTS
1060 REM A VERTICAL PROBLEM
1070 PRINT
1080 PRINT C; ' '. ' '; TAB{7}; D1
1090 PRINT TAB{6}; 'X ' ; D2
1100 PRINT TAB{7}; '----'
1110 PRINT TAB{6};
1120 RETURN
1130 REM THIS SUBROUTINE HANDLES
1140 REM RESPONSES TO CORRECT ANSWERS
1150 M = INT{6 * RND{0}} + 1
1160 ON M GOTO 1170, 1190, 1210, 1230,
      1250, 1270
1170 PRINT 'NOT BAD'
1180 GOTO 1280
1190 PRINT 'HEY, THAT'S ALRIGHT.'
1200 GOTO 1280
1210 PRINT 'YOU DID IT'
1220 GOTO 1280
1230 PRINT 'THAT'S CORRECT'
1240 GOTO 1280
1250 PRINT 'EXCELLENT'
1260 GOTO 1280

```

```

1270 PRINT 'VERY GOOD'
1280 PRINT
1290 R = R + 1
1300 RETURN
1310 REM THIS SUBROUTINE HANDLES
      INCORRECT
1320 REM ANSWERS AND RESPONDS
1330 M = INT{4 * RND{0}} + 1
1340 ON M GOTO 1350, 1370, 1390,
      1410
1350 PRINT 'SORRY, THAT'S WRONG'
1360 GOTO 1420
1370 PRINT 'HOW COULD YOU?'
1380 GOTO 1420
1390 PRINT 'THAT'S NOT RIGHT'
1400 GOTO 1420
1410 PRINT 'CAN'T YOU MULTIPLY?'
1420 PRINT
1430 PRINT 'THE CORRECT ANSWER IS
      '; D3
1440 PRINT
1450 W = W + 1
1460 RETURN
1470 END

```

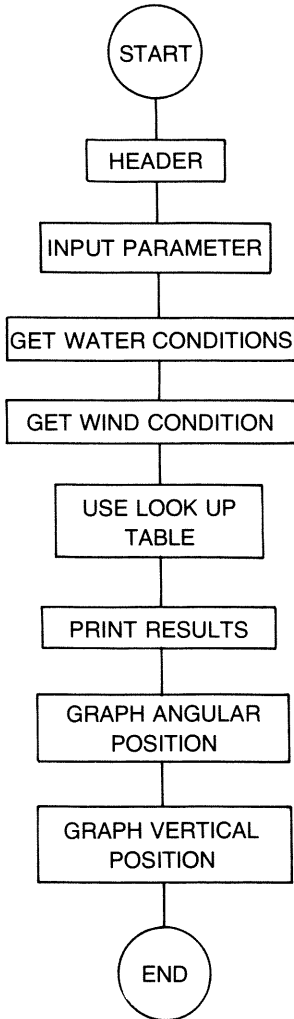
This program also will run on the Radio Shack TRS-80 computer with no modifications needed.

SHIP IN THE WATER

This program allows the user to input the parameters of a hull and water conditions. The program returns the ampular and vertical displacements, as well as plotting the displacements separately.

As we are interested in only the horizontal position of the center of gravity, and not the vertical, we can place it as the intersection of water line and lateral division of hull.

The more sections we divide the hull into, the more precise will be the results as numerical integration is used, which depends on the number of entries for precision.



Flowchart for Ship in the Water

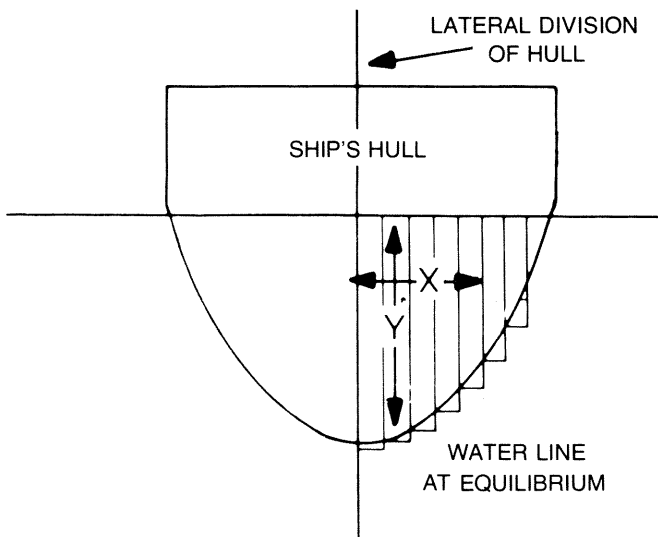


Fig. 1-5—The more sections the hull is divided into, the more precise the result.

Sample Run

 MODELING OF THE MOTION OF A HULL
 UNDER DIFFERENT SEA CONDITIONS

** HULLS ARE ASSUMED TO BE LATERALLY SYMMETRICAL **
 ** THEREFORE ONLY ENTER THE INFORMATION FOR THE **
 ** RIGHT SECTIONS, THE LEFT WILL BE MIRRORED **

ENTER # OF SECTIONS ? 5

ENTER BEAM IN METERS? 30

ENTER Y, THE LENGTH OF THE SECTION BELOW
 THE WATER LINE AT EQUILIBRIUM
 X IS THE DISTANCE FROM THE
 CENTER OF GRAVITY OF THE HULL TO
 THE CENTER OF EACH SECTION

SECTION # 1 X= 1.5
 Y=? 12

SECTION # 2 X= 4.5
 Y=? 12

SECTION # 3 X= 7.5
 Y=? 11

SECTION # 4 X= 10.5
 Y=? 10

SECTION # 5 X= 13.5
 Y=? 9.5

ENTER DENSITY OF HULL
? 1.098

TYPE OF WATER BODIES AVAILABLE

SMALL LAKES AND RIVERS (1)
LARGE LAKES (2)
SMALL BAYS AND COVES (3)
LARGE BAYS (4)
OPEN OCEAN (5)

TYPE? 2

WIND SPEEDS AVAILABLE

2M/SEC (7.2KM/HR) (1)
5M/SEC (18KM/HR) (2)
10M/SEC (36KM/HR) (3)
20M/SEC (72KM/HR) (4)

WIND SPEED? 3

ENTER TIME INTERVAL (STEP SIZE)
? .5

ENTER TOTAL TIME IN SECONDS ? 10

TIME (SEC)	VERTICAL POSITION (METERS)	ANGULAR POSITION (DEGREES)
.5	-.61229	4.89791E-8
1	-1.73434	359.963
1.5	-2.49834	359.915
2	-2.68613	5.24589E-2
2.5	-2.2433	.250372
3	-1.26507	359.917
3.5	2.48662E-2	359.397
4	1.32621	.132877
4.5	2.33268	1.35089
5	2.80337	359.792
5.5	2.61958	357.06
6	1.81521	.297036
6.5	.571803	6.31512
7	-.823047	359.708
7.5	-2.04294	346.488
8	-2.7983	359.431
8.5	-2.90427	28.8404
9	-2.32651	8.39775
9.5	-1.19069	304.882
10	.257367	296.189

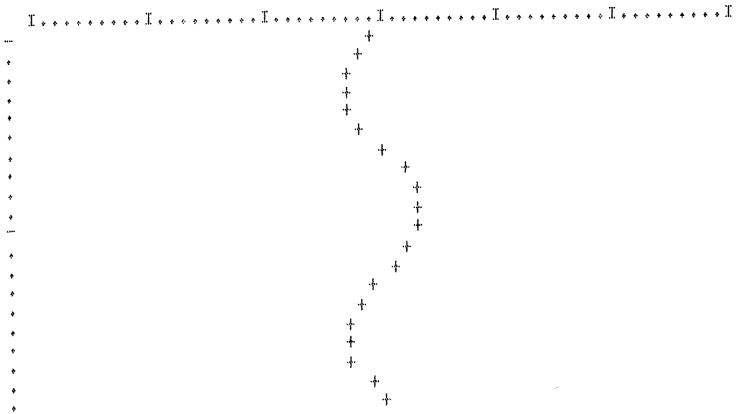
ANGULAR POSITION PLOTTED AGAINST TIME

FOR X: TOP = .5 BOTTOM = 10 INCREMENT = .5
FOR Y: LEFT = 0 RIGHT = 360 INCREMENT = 6



VERTICAL POSITION PLOTTED AGAINST TIME

FOR X: TOP = .5 BOTTOM = 10 INCREMENT = .5
FOR Y: LEFT = -25 RIGHT = 25 INCREMENT = .833333



Program Listing

```
100 REM
200 PRINT
300 PRINT
400 PRINT
500 PRINT
600 PRINT
700 PRINT"-----"
800 PRINT"MODELING OF THE MOTION OF A HULL"
900 PRINT"UNDER DIFFERENT SEA CONDITIONS"
1000 PRINT"-----"
1100 REM MODEL NEGLECTS VISCOUS DAMPING ACTION
1200 REM OF THE WATER, THUS IF THE RESONANT FREQUENCY AND
1300 REM AND THE PERIOD COINCIDE, THE HULL WILL APPEAR TO
1400 REM JUMP OUT OF THE WATER.
1500 DIM A(50),Y(50)
1600 DIM E4(250)
1700 DIM E3(250)
1800 DIM E1(250)
1900 DIM B(50)
2000 E2=0
2100
2200
2300 REM MODELING OF A SHIP'S HULL
2400 REM INPUT HULL CROSS SECTION
2500 REM INPUT X AND Y
2600 REM A DISTANCE FROM CENTER OF GRAVITY TO
2700 REM CENTER OF SECTION
2800 REM Y LENGTH OF SECTION BELOW WATER AT EQUILIBRIUM
2900 PRINT
3000 PRINT
3100 PRINT
3200 PRINT"** HULLS ARE ASSUMED TO BE LATERALLY SYMETRICAL **"
3300 PRINT"** THEREFORE ONLY ENTER THE INFORMATION FOR THE **"
3400 PRINT"** RIGHT SECTIONS, THE LEFT WILL BE MIRRORRED **"
3500 PRINT
3600 PRINT"ENTER # OF SECTIONS";
3700 INPUT S
3800 REM CHECK NOT TO EXCEED A(50)
3900 IF S<1 OR S>50 THEN 4100
4000 GOTO 04300
4100 PRINT"NUMRER OF SECTIONS MUST BE BETWEEN 1 AND 50"
4200 GOTO 03600
4300 PRINT
4400 REM INPUT BEAM AND COMPUTE DISTANCE OF EACH SECTION
4500 PRINT"ENTER BEAM IN METERS";
4600 INPUT B3
4700 IF B3<=0 THEN 4900
4800 GOTO 5100
4900 PRINT"BEAM MLST BE GREAIFR THAN ZERO"
5000 GOTO 04500
5100 REM FIND HALF BEAM
5200 B3=B3/2
5300 REM FIND WIDTH OF EACH SECTION (COMMON)
5400 B3=B3/5
5500 REM FIND CENTER OF EACH SFCTION
5600 REM WITH RESPECT TO CENTER OF GRAVITY
5700 FOR J=1 TO S
5800 X(J)=J*B3-(B3/2)
5900 NEXT J
6000 PRINT
6100 PRINT"ENTER Y, THE LENGTH OF THE SECTION BELOW"
6200 PRINT"THE WATER LINE AT EQUILIBRIUM"
6300 PRINT"X IS THE DISTANCE FROM THE"
6400 PRINT"CENTER OF GRAVITY OF THE HULL TO"
6500 PRINT"THE CENTER OF EACH SECTION"
6600 PRINT
```

```

6700 FOR J=1 TO 5
6800 PRINT"SECTION #";J;" X=";X(J)
6900 PRINT"Y=";
7000 INPUT Y(J)
7100 PRINT
7200 NEXT J
7300 PRINT
7400 PRINT"ENTER DENSITY OF HULL"
7500 INPUT S1
7600 IF S1 <=0 THEN 7800
7700 GOTO 8000
7800 PRINT"DENSITY MUST BE GREATER THAN ZERO"
7900 GOTO 7400
8000 REM APPROXIMATE BOUYANCY FACTOR OF EACH SECTION
8100 R1=S1*9.8
8200 FOR J=1 TO 5
8300 R(J)=B3*Y(J)*B1
8400 NEXT J
8500 REM MASS & MOMENT OF INTERIA OF CROSS SECTION
8600 M=0
8700 I=0
8800 FOR J=1 TO 5
8900 M1=B(J)/9.8*Y(J)
9000 M=M+M1*2
9100 I=I+M1*X(J)*2
9200 NEXT J
9300 REM INPUT SEA AND WIND CONDITIONS
9400 PRINT
9500 PRINT"TYPE OF WATER BODIES AVAILABLE"
9600 PRINT"-----"
9700 PRINT"SMALL LAKES AND RIVERS (1)"
9800 PRINT"LARGE LAKES (2)"
9900 PRINT"SMALL BAYS AND COVES (3)"
10000 PRINT"LARGE BAYS (4)"
10100 PRINT"OPEN OCEAN (5)"
10200 PRINT
10300 PRINT"TYPE";
10400 INPUT S3
10500 S3=INT(S3)
10600 IF S3<1 OR S3>5 THEN 10800
10700 GOTO 11000
10800 PRINT"INPUT MAY RANGE FROM 1 TO 5 ONLY"
10900 GOTO 10300
11000 PRINT
11100 PRINT"WIND SPEEDS AVAILABLE"
11200 PRINT"-----"
11300 PRINT"2M/SEC (7.2KM/HR) (1)"
11400 PRINT"5M/SEC (18KM/HR) (2)"
11500 PRINT"10M/SEC (36KM/HR) (3)"
11600 PRINT"20M/SEC (72KM/HR) (4)"
11700 PRINT
11800 PRINT"WIND SPEED";
11900 INPUT S4
12000 S4=INT(S4)
12100 IF S4<1 OR S4>4 THEN 12300
12200 GOTO 12500
12300 PRINT"INPUT MAY RANGE FROM 1 TO 4 ONLY"
12400 GOTO 11800
12500 GOSUB 23600
12600 REM INITIALIZE INTEGRATION VARIABLES
12700 Z=0
12800 Z1=0
12900 V=0
13000 V1=0
13100 A=0
13200 A1=0
13300 R=0
13400 R1=0
13500 Q=0
13600 Q1=0

```



```

13700 C=0
13800 C1=0
13900 T=0
14000 REM INITIALIZE STEP SIZE
14100 REM INITIALIZE PRINT INTERVAL
14200 PRINT
14300 PRINT"ENTER TIME INTERVAL (STEP SIZE)"
14400 INPUT D
14500 IF D<0.1 THEN 14700
14600 GOTO 14900
14700 PRINT"TIME INTERVAL MUST BE GREATER THAN 0.1 SECONDS"
14800 GOTO 14300
14900 K=0
15000 K1=0.1/D
15100 PRINT
15200 REM SET # OF SECONDS OF RUNNING TIME FOR MODEL
15300 PRINT"ENTER TOTAL TIME IN SECONDS"
15400 INPUT SS
15500 SS=INT(SS)
15600 IF SS<1 THEN 15900
15700 IF SS<D THEN 16100
15800 GOTO 16500
15900 PRINT"TOTAL TIME MUST BE GREATER THAN 1 SEC"
16000 GOTO 15300
16100 PRINT"RUNNING TIME MUST BE GREATER THAN TIME INTERVAL"
16200 PRINT"FOR ACCURATE RESULTS RUNNING TIME SHOULD BE AT"
16300 PRINT"LEAST 10 TIMES GREATER THAN THE TIME INTERVAL"
16400 GOTO 15300
16500 PRINT
16600 PRINT
16700 PRINT
16800 PRINT"TIME      VERTICAL POSITION      ANGULAR POSITION"
16900 PRINT"(SEC)      (METERS)      (DEGREES)"
17000 PRINT"-----"
17100 REM SUM FORCES AND MOMENTS ON THE SECTIONS
17200 E2=E2+1
17300 REM PREDICT VERTICAL MOTION
17400 REM A V Z ARE ACCELERATION SPEED AND POSITION
17500 A1=F/M-9.8
17600 V=V1+D*A1
17700 Z=Z1+D*V1
17800 REM PREDICT ANGULAR MOTION
17900 REM C Q R ARE ACCELERATION SPEED AND POSITION
18000 C1=G/I
18100 Q=Q1+D*C1
18200 R=R1+D*Q1
18300 REM SUM NEW FORCES AND MOMENTS FOR CORRECTOR FORMULAE
18400 K=K+1
18500 T=T+D
18600 GOSUB 21200
18700 REM CORRECT VERTICAL MOTION
18800 A=F/M-9.8
18900 V=V1+D/2*(A+A1)
19000 Z=Z1+D/2*(V+V1)
19100 REM CORRECT ANGULAR MOTION
19200 C=G/I
19300 Q=Q1+D/2*(C+C1)
19400 R=R1+D/2*(Q+Q1)
19500 REM PREPARE FOR NEXT STEP
19600 V1=V
19700 Z1=Z
19800 Q1=Q
19900 R1=R
20000 IF K<K1 THEN 17200
20100 REM FIND TOTAL DEGREES ROTATION
20200 E=R*57.296
20300 REM FIND POSITION USING MOD 360
20400 E=360*((E/360)-(INT(E/360)))
20500 REM
20600 E4(E2)=Z

```

```

20700 E3(E2)=1
20800 E1(E2)=E
20900 PRINT T,Z,E
21000 IF T<S5 THEN 17200
21100 GOTO 36200
21200 REM CAL AND SUM FORCERS AND MOMENTS ON SECTIONS
21300 F=0
21400 G=0
21500 FOR J=1 TO S
21600 REM POS HALF OF HULL
21700 REM W IS VERTICAL POSITION OF WATER SURFACE AT SECTION J
21800 REM W1 IS LENGTH OF HULL BELOW WATER SURFACE
21900 W=H/2*SIN(6.28318*(T/P+X(J)/L))
22000 W1=Y(J)-Z+SIN(R)*X(J)+W
22100 IF W1>0 THEN 22300
22200 W1=0
22300 F1=B(J)*W1
22400 G1=X(J)*F1
22500 REM MIRROR IMAGE GIVES NEG HALF
22600 W=H/2*SIN(6.28318*(T/P-X(J)/L))
22700 W1=Y(J)-Z+SIN(R)*X(J)+W
22800 IF W1>0 THEN 23000
22900 W1=0
23000 F2=B(J)*W1
23100 G2=-X(J)*F2
23200 F=F+F1+F2
23300 G=G+G1+G2
23400 NEXT J
23500 RETURN
23600 ON S3 GOTO 23700, 26200, 28700, 31200, 33700
23700 ON S4 GOTO 23800, 24400, 25000, 25600
23800 REM 1,1
23900 REM SMALL LAKES AND RIVERS AT 2M/SEC
24000 P=0.6
24100 L=0.56
24200 H=0.02
24300 GOTO 36100
24400 REM 1,2
24500 REM SMALL LAKES AND RIVERS AT 5M/SEC
24600 P=0.8
24700 L=0.1
24800 H=0.05
24900 GOTO 36100
25000 REM 1,3
25100 REM SMALL LAKES AND RIVERS AT 10M/SEC
25200 P=1.25
25300 L=2.4
25400 H=0.08
25500 GOTO 36100
25600 REM 1,4
25700 REM SMALL LAKES AND RIVERS AT 20M/SEC
25800 P=2.5
25900 L=10.0
26000 H=0.25
26100 GOTO 36100
26200 ON S4 GOTO 26300, 26900, 27500, 28100
26300 REM 2,1
26400 REM LARGE LAKES AT 2M/SEC
26500 P=1.0
26600 L=1.5
26700 H=0.06
26800 GOTO 36100
26900 REM 2,2
27000 REM LARGE LAKES AT 5M/SEC
27100 P=1.2
27200 L=2.25
27300 H=0.08
27400 GOTO 36100
27500 REM 2,3
27600 REM LARGE LAKES AT 10M/SEC

```

27700 P=2.0
27800 L=6.25
27900 H=0.15
28000 GOTO 36100
28100 REM 2,4
28200 REM LARGE LAKES AT 20M/SEC
28300 P=4.0
28400 L=25.0
28500 H=0.65
28600 GOTO 36100
28700 ON 54 GOTO 28800, 29400, 30000, 30600
28800 REM 3,1
28900 REM SMALL BAYS AND COVES AT 2M/SEC
29000 P=1.5
29100 L=2.3
29200 H=0.12
29300 GOTO 36100
29400 REM 3,2
29500 REM SMALL BAYS AND COVES AT 5M/SEC
29600 P=2.0
29700 L=5.0
29800 H=0.2
29900 GOTO 36100
30000 REM 3,3
30100 REM SMALL BAYS AND COVES AT 10M/SEC
30200 P=3.0
30300 L=14.0
30400 H=0.35
30500 GOTO 36100
30600 REM 3,4
30700 REM SMALL BAYS AND COVES AT 20M/SEC
30800 P=6.0
30900 L=56.0
31000 H=1.4
31100 GOTO 36100
31200 ON 54 GOTO 31300, 31900, 32500, 33100
31300 REM 4,1
31400 REM LARGE BAYS AT 2M/SEC
31500 P=2.0
31600 L=3.1
31700 H=0.15
31800 GOTO 36100
31900 REM 4,2
32000 REM LARGE BAYS AT 5M/SEC
32100 P=2.4
32200 L=9.0
32300 H=0.25
32400 GOTO 36100
32500 REM 4,3
32600 REM LARGE BAYS AT 10M/SFC
32700 P=4.25
32800 L=28.0
32900 H=0.7
33000 GOTO 36100
33100 REM 4,4
33200 REM LARGE BAYS AT 20M/SFC
33300 P=8.5
33400 L=110.0
33500 H=2.8
33600 GOTO 36100
33700 ON 54 GOTO 33800, 34400, 35000, 35600
33800 REM 5,1
33900 REM OPEN OCEAN AT 2M/SEC
34000 P=3.5
34100 L=20.0
34200 H=0.5
34300 GOTO 36100
34400 REM 5,2
34500 REM OPEN OCEAN AT 5M/SEC
34600 P=4.5

```

34700 L=30.0
34800 H=0.75
34900 GOTO 36100
35000 REM 5.3
35100 REM OPEN OCFAN AT 10M/SEC
35200 P=7.0
35300 L=80.0
35400 H=2.0
35500 GOTO 36100
35600 REM 5.4
35700 REM OPEN OCFAN AT 20M/SEC
35800 P=14.0
35900 L=300.0
36000 H=7.5
36100 RETURN
36200 REM GRAPHICS ROUTINES
36300 REM FIRST PLOT ANGULAR POSITION
36400 QU=0
36500 Q1=360
36600 Q2=EJ(1)
36700 Q3=EJ(E2)
36800 Q4=C
36900 PRINT
37000 PRINT
37100 PRINT"ANGULAR POSITION PLOTTED AGAINST TIME"
37200 PRINT"-----"
37300 PRINT
37400 GOSUB 39500
37500 REM NOW WF PLOT VERTICAL POSITION
37600 QU=-25
37700 Q1=25
37800 Q2=EJ(1)
37900 Q3=EJ(E2)
38000 Q4=C
38100 FOR J=1 TO E2
38200 E1(J)=E4(J)
38300 NEXT J
38400 PRINT
38500 PRINT
38600 PRINT"VERTICAL POSITION PLOTIED AGAINST TIME"
38700 PRINT"-----"
38800 PRINT
38900 GOSUB 39500
39000 STOP
39100 REM ROUTINE FOR PLOTTING (SUPPLIES THE Y VALUE
39200 Y=E1(N)
39300 RETURN
39400 REM PLOTTING SUBROUTINE
39500 N=0
39600 Q5=(Q1-Q0)/60
39700 Q6=0
39900 FOR A = Q2 TO Q3 STEP Q4
40000 N=N+1
40100 GOSUB 39200
40200 IF Q6 = 0 THEN 42800
40300 IF Q6 = 20 THEN 40600
40400 PRINT " . ";
40500 GOTO 40800
40600 PRINT " - ";
40700 Q6=10
40800 IF Y > Q1 THEN 42500
40900 IF Y < Q0 THEN 42500
41000 Q7=Q0+2*Q5
41100 Z=Q7+0.5*Q5
41200 IF Z<Y THEN 42200
41300 Q6=Q6+1
41400 IF Z-Y>=2*Q5 THEN 42000
41500 IF Z-Y>=Q5 THEN 41800
41600 PRINT " +"
```

```

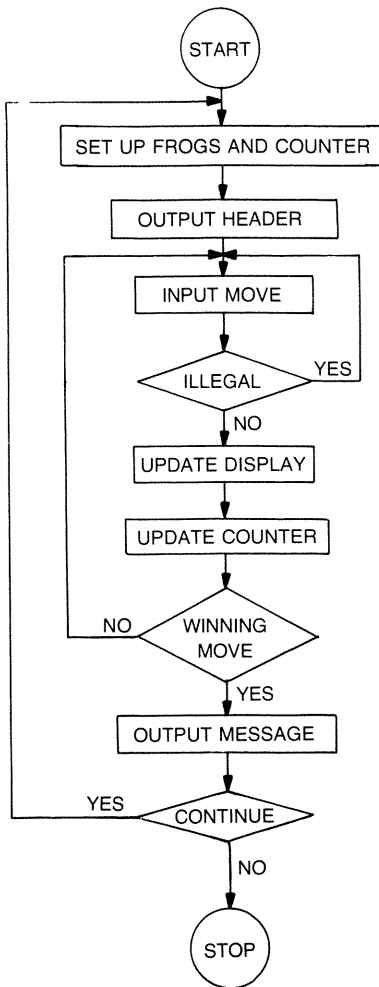
41700 GOTO 43400
41800 PRINT " +"
41900 GOTO 43400
42000 PRINT "+ "
42100 GOTO 43400
42200 Q7=Q7+3*Q5
42300 PRINT "  "
42400 GOTO 41100
42500 PRINT "OFF SCALE (X,Y) = ";X;" ", "Y
42600 Q6=Q6+1
42700 GOTO 43400
42800 PRINT
42900 PRINT "FOR X TOP = ";Q2;" BOTTOM = ";Q3;" INCREMENT = ";Q4
43000 PRINT "FOR Y LEFT = ";Q0;" RIGHT = ";Q1;" INCREMENT = ";Q5
43100 PRINT
43200 PRINT
" I.....I.....I.....I.....I.....I.....I"
43300 GOTO 40600
43400 NEXT X
43500 RETURN
43600 END

```

LEAP FROG

The game of leap frog is an amusing way to learn the “look ahead logic.” You must carefully think of advance moves if you are going to win in a reasonable number of moves.

You indicate the start and end of each leap with a number from 1 to 11. One (1) is the position to the immediate left, while 11 is the last position to the right. Figure 1-6 shows some sample moves.



Flowchart for Leap Frog

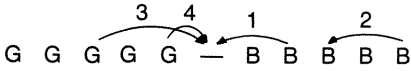


Fig. 1-6—Move 1 is allowed because the frog is landing in an empty space. Move 2 is illegal because there is already a frog in the spot you will land in. Move 3 is also illegal because you may jump only over one frog at a time. Move 4 is permissible. You don't always have to jump over another frog.

Sample Run

RUN

THE GAME OF LEAP FROG

OUR GAME STARTS AS:

GGGGGSBBBBB

WE MUST END AS

BBBBBSGGGGG

TO WIN.

NOTE THE S IS THE EMPTY SPACE.

WHAT IS YOUR MOVE {START, END}

? B,6

CURRENT PATTERN OF FROGS IS

BBBBBGGSGGG

WHAT IS YOUR MOVE {START, END}

? 10,8

CURRENT PATTERN OF FROGS IS

BBBBBGGGGSG

WHAT IS YOUR MOVE {START, END}

?

CURRENT POSITION OF FROGS IS

BBBBBSGGGGG

YOU HAVE DONE IT, IN ONLY X MOVES

DO YOU WANT TO TRY AGAIN?

TYPE 1 TO CONTINUE, 2 TO STOP

? 2

RUN COMPLETE

NOTE THE X IN THE LINE

YOU HAVE DONE IT IN ONLY X MOVES

IS THE AMOUNT OF MOVES YOU TOOK TO WIN.

Program Listing

```
10  REM THIS IS THE GAME OF LEAP FROG
20  REM THERE ARE 5 GREEN FROGS LA-
    BELLED
30  REM WITH G'S AND 5 BROWN FROGS
40  REM LABELLED WITH B'S
50  REM THERE IS A SINGLE SPACE LEFT
    OVER
60  REM AND IT IS IN THE MIDDLE BE-
    TWEEN
70  REM THE GREEN AND BROWN FROGS.
80  REM TO WIN WE MUST MOVE ALL THE
90  REM GREEN FROGS TO THE RIGHT AND
    ALL
100 REM THE BROWN FROGS TO THE LEFT
120 REM SET UP DIM FOR FROGS.
130 DIM A$(12)
140 REM SET UP COUNTER
150 C = 0
160 A$(1) = 'G'
170 A$(2) = 'G'
180 A$(3) = 'G'
190 A$(4) = 'G'
```



```

200 A#{5} = 'G'
210 A#{6} = 'S'
220 A#{7} = 'B'
230 A#{8} = 'B'
240 A#{9} = 'B'
250 A#{10} = 'B'
260 A#{11} = 'B'
270 PRINT
280 PRINT 'THE GAME OF LEAP FROG'
290 PRINT '-----'
300 PRINT
310 PRINT
320 PRINT 'OUR GAME STARTS OFF AS:'
330 PRINT
340 PRINT 'GGGGGSBBBBB'
350 PRINT
360 PRINT 'WE MUST END AS'
370 PRINT 'BBBBBSGGGGG'
380 PRINT 'TO WIN.'
385 PRINT 'NOTE THAT S IS THE
      EMPTY SPACE.'
390 PRINT
400 PRINT 'WHAT IS YOUR MOVE {START,
      END}'
410 INPUT S, E
420 IF ABS{S - E} > 2 THEN 450
440 GOTO 480
450 PRINT 'SORRY, YOUR LEAP IS TOO
      LARGE'
460 GOTO 390
480 IF A#{S} = 'S' THEN 510
490 IF A#{E} = 'G' OR A#{E} = 'B'
      THEN 550

```

```

500 GOTO 590
510 PRINT ''HEY, YOU A CANNOT START
      YOUR LEAP''
520 PRINT ''WITHOUT A FROG, YOU HAVE
      GIVEN THE''
530 PRINT ''LOCATION OF THE SPACE.''
540 GOTO 390
550 PRINT ''HEY, YOU CANNOT END YOUR
      LEAP''
560 PRINT ''WITHOUT A SPACE, YOU HAVE
      GIVEN THE''
570 PRINT ''LOCATION OF A FROG''
580 GOTO 390
590 B# = A#{S}
600 A#{S} = ''S''
610 A#{E} = B#
620 D# = A#{L}
630 FOR I = 2 TO 11
640 D# = D# + A#{I}
650 NEXT I
660 PRINT
670 PRINT ''CURRENT PATTERN OF FROGS
      IS:''
680 PRINT D#
690 C = C + 1
700 IF D# = ''BBBBBSGGGGG'' THEN 720
710 GOTO 390
720 PRINT
730 PRINT ''YOU HAVE DONE IT, IN ONLY
      ''; C; ''MOVES''

```

```
740 PRINT
750 PRINT ''DO YOU WANT TO TRY
      AGAIN?''
760 PRINT ''TYPE 1 TO CONTINUE, 2 TO
      STOP''
770 INPUT C
780 IF C = 1 THEN 800
790 STOP
800 PRINT
810 GOTO 150
820 END
```

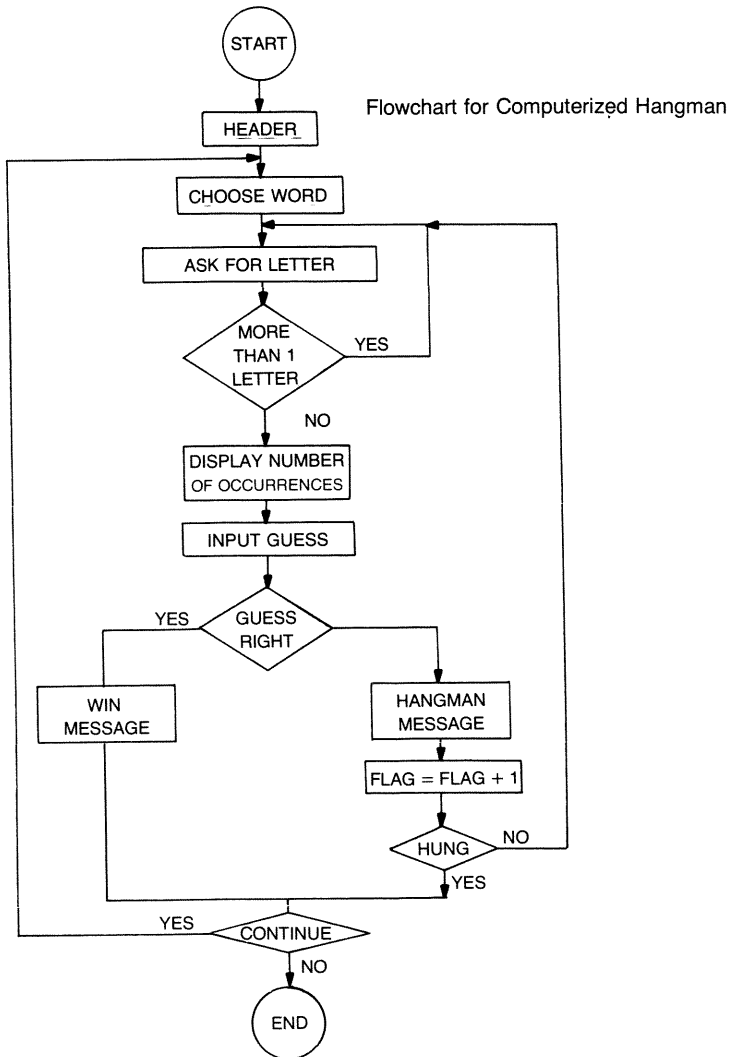
An adaptation of this program designed specifically for the Radio Shack TRS-80 computer using Level II BASIC can be found on page 209 in Section II.

COMPUTERIZED HANGMAN

This amusing algorithm is designed to test your ability to guess words. The computer will choose at random from a list of words. In this program, the DATA statements have been written with one word per line, so that the game player may easily change the words.

You guess at a letter in the word. The computer then responds with the number of times that letter appears in the word, if at all.

After a number of unsuccessful tries, you may be hanged by the computer. Good luck.



Sample Run

RUN

THE COMPUTER HAS PICKED AT
RANDOM A WORD
CONTAINING 11 CHARACTERS
TIME TO START, BE CAREFUL, YOU
DON'T WANT TO BE HUNG FROM
THE GALLOWES
WHAT LETTER

? S

THE LETTER S OCCURS 4 TIMES
WHAT DO YOU THINK THE WORD IS
? MISSISSIPPI

WOW, YOU GUESSED IT
YOU MUST KNOW THE LEXICON FRONT
TO BACK
WANT TO TRY AGAIN
TYPE 1 TO GO AGAIN, 2 TO STOP
? 2

CHICKEN

RUN COMPLETE

RUN

THE COMPUTER HAS PICKED AT
RANDOM A WORD
CONTAINING 5 CHARACTERS
TIME TO START, BE CAREFUL, YOU
DON'T WANT TO BE HUNG FROM
THE GALLOWES...
WHAT LETTER

?X

THE LETTER X OCCURS 2 TIMES
WHAT DO YOU THINK THE WORD IS
? XEROX
WOW, YOU GUESSED IT
YOU MUST KNOW THE LEXICON FRONT
TO BACK
WANT TO TRY AGAIN
TYPE 1 TO GO AGAIN, 2 TO STOP
? 2
CHICKEN
RUN COMPLETE

Program Listing

```
10 REM THIS IS THE GAME
20 REM OF HANGMAN
30 REM THE COMPUTER WILL CHOOSE A WORD
40 REM IN ENGLISH AT RANDOM
50 REM EACH TIME IT IS YOUR TURN,
60 REM YOU PICK A LETTER, THE COMPUTER
   WILL
70 REM TELL YOU HOW MANY TIMES IT
   OCCURS IN THE WORD
80 REM YOU THEN TRY TO GUESS THE WORD
90 REM AFTER A CERTAIN NUMBER OF
   GUESSES, IF
100 REM YOU HAVE NOT GUESSED THE
    WORD THE
110 REM COMPUTER WILL HANG YOU.
120 M = 0
130 R = INT{25 * RND{0}} + 1
```

```

140 FOR I = 1 TO R
150 READ W$
160 NEXT I
170 L = LEN{W$}
180 PRINT
190 PRINT ''THE COMPUTER HAS PICKED
    OUT AT''
200 PRINT ''RANDOM A WORD''
210 PRINT ''CONTAINING ''; L; ''
    CHARACTERS''
220 PRINT
230 PRINT ''TIME TO START, BE CAREFUL,
    YOU''
240 PRINT ''DON'T WANT TO BE HUNG
    FROM''
250 PRINT ''THE GALLOWS...''
260 PRINT
270 PRINT ''WHAT LETTER''
280 INPUT L$
290 IF LEN{L$} > 1 THEN 310
300 GOTO 325
310 PRINT ''DON'T CHEAT, ONLY 1
    LETTER AT A TIME.''
320 GOTO 260
325 J = 0
330 FOR I = 1 TO L
340 IF SUBSTR{W$,I,1} = L$ THEN 360
350 GOTO 370
360 J = J + 1
370 NEXT I

```

```

380 PRINT
390 PRINT 'THE LETTER'; L; '
      OCCURS '; J; ' TIMES'
400 PRINT
410 PRINT 'WHAT DO YOU THINK THE
      WORD IS'
420 INPUT B
425 IF LEN(B) <> W THEN 560
430 IF B <> W THEN 600
440 PRINT
450 PRINT 'WOW, YOU GUESSED IT'
460 PRINT 'YOU MUST KNOW THE LEXICON
      FRONT
470 PRINT 'TO BACK'
480 PRINT
490 PRINT 'WANT TO TRY AGAIN'
500 PRINT 'TYPE 1 TO GO AGAIN, 2 TO
      STOP'
510 INPUT C
520 IF C = 1 THEN 550
530 PRINT 'CHICKEN'
540 STOP
550 GOTO 130
560 PRINT
570 PRINT 'REMEMBER, THERE ARE';
      L; 'CHARACTERS'
580 PRINT 'IN THE RANDOM WORD'
590 GOTO 400
600 PRINT
610 PRINT 'SORRY, WRONG WORD'

```



```
620 M = M + 1
630 ON M GOTO 640, 660, 680, 710,
      730, 750, 770, 800
640 PRINT 'YOU ARE SENTENCED TO
      HANG'
650 GOTO 260
660 PRINT 'THE GALLOWES ARE NOW
      ERECTED'
670 GOTO 260
680 PRINT 'THE COMPUTER THINKS THIS
      ROPE WILL BE LONG'
690 PRINT 'ENOUGH FOR YOUR HANGING'
700 GOTO 260
710 PRINT 'HOPE THE ROPE IS NOT TOO
      TIGHT AROUND YOUR NECK'
720 GOTO 260
730 PRINT 'THE HANGMAN IS PREPARING
      THE TRAP DOOR'
740 GOTO 260
750 PRINT 'THE SPRING IS SET ON THE
      TRAP DOOR'
760 GOTO 260
770 PRINT 'THIS IS YOUR LAST CHANCE
      YOU STILL MAY'
780 PRINT 'BE SAVED FROM HANGING'
790 GOTO 260
800 PRINT 'THE TRAP DOOR IS OPEN,
      YOU ARE HUNG'
810 PRINT 'GOOD-BYE, CRUEL WORLD'
820 GOTO 480
```

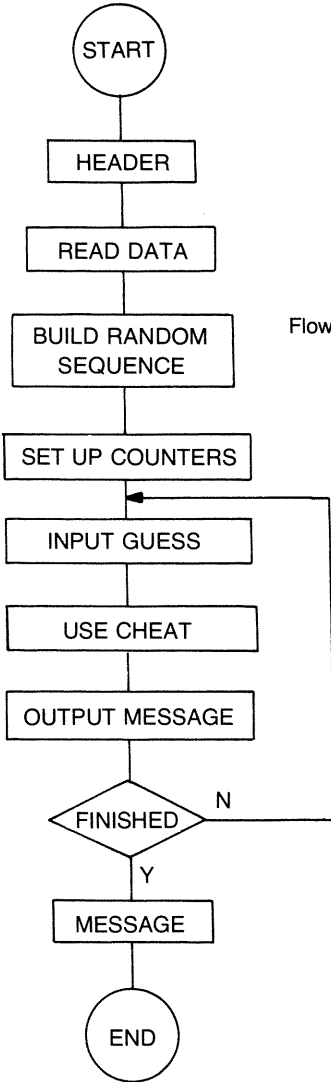
830 DATA XEROX
840 DATA MUSHROOM
850 DATA AMERICA
860 DATA COMPUTER
870 DATA TELEVISION
880 DATA ATLANTIC
890 DATA MISSISSIPPI
900 DATA GAMES
910 DATA HOUSE
920 DATA PACIFIC
930 DATA BEAR
940 DATA BLANKET
950 DATA CORVETTE
960 DATA MARBLE
970 DATA ELECTRONICS
980 DATA INTEGRATED
990 DATA CIRCUITS
1000 DATA PRETZEL
1010 DATA VITAMIN
1020 DATA CONTAINER
1030 DATA WHEAT
1040 DATA DEXTROSE
1050 DATA PEOPLE
1060 DATA FAMILY
1070 DATA PROGRAM
1080 END

An adaptation of this program designed specifically for the Radio Shack TRS-80 computer using Level II BASIC can be found on page 211 in Section II.

YOUR CHEATING COMPUTER

This game lets you be a private eye. You must find a complete sequence of letters picked at random by the computer. A is lowest and Z is highest; therefore, if you input H and the computer responds too low, the letter must be between I and Z inclusively.

But there is a catch. As you get better, the computer starts cheating. It lies to you about whether the letter is high or low. Of course, if the guess is correct, it will not lie.



Flowchart for Your Cheating Computer

Sample Run

```
THIS PROGRAM LETS YOU BE A DETECTIVE
IT PICKS A LETTER SEQUENCE
WHICH YOU MUST GUESS
ONE LETTER AT A TIME
TO MAKE THIS GAME VERY DIFFICULT
THE PROGRAM CHEATS
ON EACH LETTER
WITH THE CHEATING A
FUNCTION OF HOW WELL YOU DID ON THE PREVIOUS TRIES
OBVIOUSLY THE FIRST TRY WILL BE 'HONEST'
THE SEQUENCE IS SET UP FOR YOUR TRIAL
THE CHANCES THAT I WON'T CHEAT ARE 100 %
WHAT IS YOUR GUESS? Q
NOPE YOU ARE TOO LOW
WHAT IS YOUR GUESS? W
NOPE - YOU ARE TOO HIGH
WHAT IS YOUR GUESS? S
NOPE - YOU ARE TOO HIGH
WHAT IS YOUR GUESS? R
OK - YOU GOT THIS LETTER
THE SEQUENCE SO FAR IS R
THE CHANCES THAT I WON'T CHEAT ARE 98.3333 %
WHAT IS YOUR GUESS? N
NOPE YOU ARE TOO LOW
WHAT IS YOUR GUESS? T
NOPE - YOU ARE TOO HIGH
WHAT IS YOUR GUESS? P
NOPE YOU ARE TOO LOW
WHAT IS YOUR GUESS? R
OK - YOU GOT THIS LETTER
THE SEQUENCE SO FAR IS RR
THE CHANCES THAT I WON'T CHEAT ARE 96.6944 %
WHAT IS YOUR GUESS? Q
OK - YOU GOT THIS LETTER
THE SEQUENCE SO FAR IS RRQ
THE CHANCES THAT I WON'T CHEAT ARE 90.2481 %
WHAT IS YOUR GUESS? A
OK - YOU GOT THIS LETTER
THE SEQUENCE SO FAR IS RRQA
THE CHANCES THAT I WON'T CHEAT ARE 84.2316 %
WHAT IS YOUR GUESS? A
NOPE YOU ARE TOO LOW
WHAT IS YOUR GUESS? B
NOPE - YOU ARE TOO HIGH
WHAT IS YOUR GUESS? Z
NOPE - YOU ARE TOO HIGH
WHAT IS YOUR GUESS? M
NOPE YOU ARE TOO LOW
WHAT IS YOUR GUESS? M
NOPE YOU ARE TOO LOW
WHAT IS YOUR GUESS? T
NOPE YOU ARE TOO LOW
WHAT IS YOUR GUESS? U
NOPE YOU ARE TOO LOW
WHAT IS YOUR GUESS? Y
NOPE - YOU ARE TOO HIGH
WHAT IS YOUR GUESS? X
```

OK - YOU GOT THIS LETTER
 THE SEQUENCE SO FAR IS RRQAX
 THE CHANCES THAT I WON'T CHEAT ARE 83.6077 %
 WHAT IS YOUR GUESS? A
 NOPE YOU ARE TOO LOW
 WHAT IS YOUR GUESS? B
 NOPE - YOU ARE TOO HIGH
 WHAT IS YOUR GUESS? C
 NOPE - YOU ARE TOO HIGH
 WHAT IS YOUR GUESS? L
 NOPE YOU ARE TOO LOW
 WHAT IS YOUR GUESS? Z
 NOPE - YOU ARE TOO HIGH
 WHAT IS YOUR GUESS? T
 NOPE - YOU ARE TOO HIGH
 WHAT IS YOUR GUESS? R
 NOPE - YOU ARE TOO HIGH
 WHAT IS YOUR GUESS? Q
 NOPE YOU ARE TOO LOW
 WHAT IS YOUR GUESS? Q
 NOPE - YOU ARE TOO HIGH
 WHAT IS YOUR GUESS? N
 NOPE YOU ARE TOO LOW
 WHAT IS YOUR GUESS? O
 NOPE - YOU ARE TOO HIGH
 WHAT IS YOUR GUESS? M
 OK - YOU GOT THIS LETTER
 THE SEQUENCE SO FAR IS RRQAXM
 THE CHANCES THAT I WON'T CHEAT ARE 83.1432 %
 WHAT IS YOUR GUESS? M
 NOPE - YOU ARE TOO HIGH
 WHAT IS YOUR GUESS? H
 NOPE YOU ARE TOO LOW
 WHAT IS YOUR GUESS? J
 NOPE YOU ARE TOO LOW
 WHAT IS YOUR GUESS? M
 NOPE YOU ARE TOO LOW
 WHAT IS YOUR GUESS? U
 NOPE - YOU ARE TOO HIGH
 WHAT IS YOUR GUESS? Q
 NOPE YOU ARE TOO LOW
 WHAT IS YOUR GUESS? T
 OK - YOU GOT THIS LETTER
 THE SEQUENCE SO FAR IS RRQAXMT
 THE CHANCES THAT I WON'T CHEAT ARE 82.3513 %
 WHAT IS YOUR GUESS? G
 OK - YOU GOT THIS LETTER
 THE SEQUENCE SO FAR IS RRQAXMTG
 THE CHANCES THAT I WON'T CHEAT ARE 76.8613 %
 WHAT IS YOUR GUESS? U
 OK - YOU GOT THIS LETTER
 THE SEQUENCE SO FAR IS RRQAXMTGU
 THE CHANCES THAT I WON'T CHEAT ARE 71.7372 %
 WHAT IS YOUR GUESS? M
 NOPE - YOU ARE TOO HIGH
 WHAT IS YOUR GUESS? A
 NOPE YOU ARE TOO LOW
 WHAT IS YOUR GUESS? H
 NOPE YOU ARE TOO LOW
 WHAT IS YOUR GUESS? J

NOPE - YOU ARE TOO HIGH
WHAT IS YOUR GUESS? I
OK - YOU GOT THIS LETTER
THE SEQUENCE SO FAR IS RRQAXMTGUI
DA CHAMPION HAS STRUK AGIN

NUMBER OF TRIES 45
PROBABILITY OF CHEATING
ON ALL TRIES 70.7807 %
THE TOTAL SEQUENCE IS RRQAXMTGUI

TRY AGAIN(YES/NO) ? YES
THE SEQUENCE IS SET UP FOR YOUR TRIAL
THE CHANCES THAT I WON'T CHEAT ARE 100 %
WHAT IS YOUR GUESS? M
NOPE YOU ARE TOO LOW
WHAT IS YOUR GUESS? A
NOPE YOU ARE TOO LOW
WHAT IS YOUR GUESS? V
OK - YOU GOT THIS LETTER
THE SEQUENCE SO FAR IS V
THE CHANCES THAT I WON'T CHEAT ARE 97.7778 %
WHAT IS YOUR GUESS? A
NOPE YOU ARE TOO LOW
WHAT IS YOUR GUESS? C
NOPE YOU ARE TOO LOW
WHAT IS YOUR GUESS? E
NOPE YOU ARE TOO LOW
WHAT IS YOUR GUESS? H
NOPE YOU ARE TOO LOW
WHAT IS YOUR GUESS? K
NOPE YOU ARE TOO LOW
WHAT IS YOUR GUESS? L
NOPE YOU ARE TOO LOW
WHAT IS YOUR GUESS? F
NOPE YOU ARE TOO LOW
WHAT IS YOUR GUESS? S
NOPE YOU ARE TOO LOW
WHAT IS YOUR GUESS? U
NOPE YOU ARE TOO LOW
WHAT IS YOUR GUESS? W
NOPE YOU ARE TOO LOW
WHAT IS YOUR GUESS? X
NOPE YOU ARE TOO LOW
WHAT IS YOUR GUESS? Y
NOPE YOU ARE TOO LOW
WHAT IS YOUR GUESS? Z
OK - YOU GOT THIS LETTER
THE SEQUENCE SO FAR IS VZ
THE CHANCES THAT I WON'T CHEAT ARE 97.2764 %
WHAT IS YOUR GUESS? M
OK - YOU GOT THIS LETTER
THE SEQUENCE SO FAR IS VZM
THE CHANCES THAT I WON'T CHEAT ARE 90.7913 %
WHAT IS YOUR GUESS? M
NOPE YOU ARE TOO LOW
WHAT IS YOUR GUESS? V
NOPE - YOU ARE TOO HIGH

WHAT IS YOUR GUESS? T
NOPE - YOU ARE TOO HIGH
WHAT IS YOUR GUESS? R
NOPE - YOU ARE TOO HIGH
WHAT IS YOUR GUESS? P
NOPE - YOU ARE TOO HIGH
WHAT IS YOUR GUESS? O
NOPE YOU ARE TOO LOW
WHAT IS YOUR GUESS? N
NOPE - YOU ARE TOO HIGH
WHAT IS YOUR GUESS? Q
NOPE - YOU ARE TOO HIGH
WHAT IS YOUR GUESS? P
NOPE - YOU ARE TOO HIGH
WHAT IS YOUR GUESS? N
NOPE - YOU ARE TOO HIGH
WHAT IS YOUR GUESS? H
NOPE YOU ARE TOO LOW
WHAT IS YOUR GUESS? K
NOPE - YOU ARE TOO HIGH
WHAT IS YOUR GUESS? J
NOPE - YOU ARE TOO HIGH
WHAT IS YOUR GUESS? I
NOPE - YOU ARE TOO HIGH
WHAT IS YOUR GUESS? F
NOPE - YOU ARE TOO HIGH
WHAT IS YOUR GUESS? G
NOPE - YOU ARE TOO HIGH
WHAT IS YOUR GUESS? A
NOPE YOU ARE TOO LOW
WHAT IS YOUR GUESS? D
NOPE - YOU ARE TOO HIGH
WHAT IS YOUR GUESS? B
NOPE YOU ARE TOO LOW
WHAT IS YOUR GUESS? C
OK - YOU GOT THIS LETTER
THE SEQUENCE SO FAR IS VZMC
THE CHANCES THAT I WON'T CHEAT ARE 90.4886 %
WHAT IS YOUR GUESS? M
NOPE - YOU ARE TOO HIGH
WHAT IS YOUR GUESS? K
NOPE - YOU ARE TOO HIGH
WHAT IS YOUR GUESS? H
NOPE - YOU ARE TOO HIGH
WHAT IS YOUR GUESS? F
NOPE - YOU ARE TOO HIGH
WHAT IS YOUR GUESS? C
NOPE YOU ARE TOO LOW
WHAT IS YOUR GUESS? E
OK - YOU GOT THIS LETTER
THE SEQUENCE SO FAR IS VZMCE
THE CHANCES THAT I WON'T CHEAT ARE 89.4832 %
WHAT IS YOUR GUESS? M
NOPE YOU ARE TOO LOW
WHAT IS YOUR GUESS? M
NOPE YOU ARE TOO LOW
WHAT IS YOUR GUESS? R
NOPE - YOU ARE TOO HIGH
WHAT IS YOUR GUESS? O

NOPE - YOU ARE TOO HIGH
WHAT IS YOUR GUESS? N
OK - YOU GOT THIS LETTER
THE SEQUENCE SO FAR IS VZMCEN
THE CHANCES THAT I WON'T CHEAT ARE 88.2901 %
WHAT IS YOUR GUESS? M
NOPE - YOU ARE TOO HIGH
WHAT IS YOUR GUESS? F
NOPE YOU ARE TOO LOW
WHAT IS YOUR GUESS? J
NOPE - YOU ARE TOO HIGH

WHAT IS YOUR GUESS? G
NOPE YOU ARE TOO LOW
WHAT IS YOUR GUESS? I
NOPE YOU ARE TOO LOW
WHAT IS YOUR GUESS? L
NOPE - YOU ARE TOO HIGH
WHAT IS YOUR GUESS? K
NOPE - YOU ARE TOO HIGH
WHAT IS YOUR GUESS? H
OK - YOU GOT THIS LETTER
THE SEQUENCE SO FAR IS VZMCENH
THE CHANCES THAT I WON'T CHEAT ARE 87.5543 %
WHAT IS YOUR GUESS? T
NOPE YOU ARE TOO LOW
WHAT IS YOUR GUESS? X
NOPE - YOU ARE TOO HIGH
WHAT IS YOUR GUESS? U
NOPE YOU ARE TOO LOW
WHAT IS YOUR GUESS? W
OK - YOU GOT THIS LETTER
THE SEQUENCE SO FAR IS VZMCENHW
THE CHANCES THAT I WON'T CHEAT ARE 86.0951 %
WHAT IS YOUR GUESS? M
NOPE YOU ARE TOO LOW
WHAT IS YOUR GUESS? M
NOPE YOU ARE TOO LOW
WHAT IS YOUR GUESS? R
NOPE - YOU ARE TOO HIGH
WHAT IS YOUR GUESS? P
NOPE - YOU ARE TOO HIGH
WHAT IS YOUR GUESS? O
NOPE - YOU ARE TOO HIGH
WHAT IS YOUR GUESS? N
OK - YOU GOT THIS LETTER
THE SEQUENCE SO FAR IS VZMCENHWN
THE CHANCES THAT I WON'T CHEAT ARE 85.1385 %
WHAT IS YOUR GUESS? M
NOPE - YOU ARE TOO HIGH
WHAT IS YOUR GUESS? B
NOPE YOU ARE TOO LOW
WHAT IS YOUR GUESS? K
NOPE - YOU ARE TOO HIGH
WHAT IS YOUR GUESS? F
OK - YOU GOT THIS LETTER
THE SEQUENCE SO FAR IS VZMCENHWNF
HEY BOSS - THIS GUY IS CHAMPIONSHIP MATERIAL

NUMBER OF TRIES 70
PROBABILITY OF CHEATING
ON ALL TRIES 83.7195 %
THE TOTAL SEQUENCE IS VZMCENHWNF

TRY AGAIN(YES/NO) ? NO

RUN COMPLETE.

Program Listing

```
100 REM THIS PROGRAM "LEARNS" HOW TO CHEAT
200 REM TO USE IT JUST TYPE RUN
300 PRINT "THIS PROGRAM LETS YOU BE A DETECTIVE"
400 PRINT "IT PICKS A LETTER SEQUENCE"
500 PRINT " WHICH YOU MUST GUESS"
600 PRINT "ONE LETTER AT A TIME"
700 PRINT "TO MAKE THIS GAME VERY DIFFICULT"
800 PRINT " THE PROGRAM CHEATS"
900 PRINT " ON EACH LETTER"
1000 PRINT " WITH THE CHEATING A"
1100 PRINT"FUNCTION OF HOW WELL YOU DID ON THE PREVIOUS TRIES"
1200 PRINT "OBVIOUSLY THE FIRST TRY WILL BE 'HONEST'"
1300 READ A$
1400 DATA ABCDEFGHIJKLMNOPQRSTUVWXYZ
1500 DIM G$(10)
1600 REM GET A SEQUENCE OF TEN RANDOM LETTERS
1700 FOR I=1 TO 10
1800 N=RND(0)*1023
1900 K=N/26
2000 K=K-INT(K)
2100 K=INT(K*26+1)
2200 IF K>26 OR K<1 THEN 1800
2300 G$(I)=SUBSTR(A$,K,1)
2400 NEXT I
2500 REM SET UP COUNTER FOR LETTER IN PROGRESS
2600 C1=0
2700 REM SET UP COUNTER FOR ALL LETTERS
2800 C2=0
2900 REM SET UP POINTER TO LETTER IN QUESTION
3000 L=1
3100 REM SET UP PROBARILITY
3200 P=1
3300 PRINT "THE SEQUENCE IS SET UP FOR YOUR TRIAL"
3400 PRINT "THE CHANCES THAT I WON'T CHEAT ARE ";P*100;" %"
3500 PRINT "WHAT IS YOUR GUESS";
3600 C1=C1+1
3700 C2=C2+1
3800 INPUT T$
3900 IF LEN(T$)>1 THEN 6000
4000 IF T$<>G$(L) THEN 5200
4100 PRINT "OK - YOU GOT THIS LETTER"
4200 PRINT "THE SEQUENCE SO FAR IS ";
4300 FOR I=1 TO L
4400 PRINT G$(I);
```

```

4500 NEXT I
4600 PRINT
4700 P=P-P*(1/C1)/15
4800 C1=0
4900 L=L+1
5000 IF L>10 THEN 6700
5100 GOTO 3400
5200 P1=RND(0)
5300 IF P>P1 THEN 5500
5400 GOTO 06500
5500 IF T$ > G$(L) THEN 5800
5600 PRINT "NOPE YOU ARE TOO LOW"
5700 GOTO 3500
5800 PRINT "NOPE - YOU ARE TOO HIGH"
5900 GOTO 3500
6000 PRINT "ONE LETTER AT A TIME - TURKEY"
6100 PRINT " THIS TRY MAKES FURTHER EFFORT WORSE"
6200 IF C1<2 THEN 3500
6300 C1=C1-2
6400 GOTO 3500
6500 IF T$>G$(L) THEN 5600
6600 GOTO 05800
6700 IF C2 > 150 THEN 7900
6800 IF C2> 100 THEN 7700
6900 IF C2 > 80 THEN 7500
7000 IF C2>60 THEN 07300
7100 PRINT "DA CHAMPION HAS STRUK AGIN"
7200 GOTO 8100
7300 PRINT "HEY BOSS - THIS GUY IS CHAMPIONSHIP MATERIAL"
7400 GOTO 8100
7500 PRINT "PRACTICE MAKES PERFECT - KEEP GOING "
7600 GOTO 8100
7700 PRINT "NOT BAD FOR A BEGINNER - BUT LOUSY IF YOU
PLAYED BEFORE"
7800 GOTO 8100
7900 PRINT "HAVE YOU THOUGHT OF PLAYING A SIMPLER GAME
- LIKE";
8000 PRINT " FIND YOUR FINGER?"
8100 PRINT
8200 PRINT "NUMBER OF TRIES",C2
8300 PRINT "PROBABILITY OF CHEATING"
8400 PRINT " ON ALL TRIES",P*100;" %"
8500 PRINT "THE TOTAL SEQUENCE IS ";
8600 FOR I = 1 TO 10
8700 PRINT G$(I);
8800 NEXT I
8900 PRINT
9000 PRINT
9100 PRINT
9200 PRINT "TRY AGAIN(YES/NO)";
9300 INPUT T$
9400 IF T$<>"YES" AND T$<>"NO" THEN 9200
9500 IF T$="YES" THEN 1700
9600 STOP
9700 END

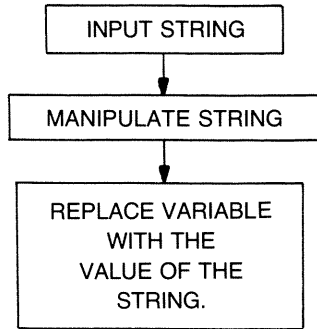
```

An adaptation of this program designed specifically for the Radio Shack TRS-80 computer using Level II BASIC can be found on page 215 in Section II.

COMP-U-STORY

This program demonstrates the use of strings in games. By setting up a possible scenario and then filling in the blanks, we can create a setting as desired.

This type of activity is quite important in interactive games of which *Star Warp* is an example.



Flowchart for Comp-U-Story

Sample Run

RUN

PLEASE ENTER THE FOLLOWING INFORMATION

YOUR NAME

? KEN

NAME A COLOUR

? GREEN

NAME A PIECE OF CLOTHING

? HAT

A PART OF THE BODY

? TOE

ANOTHER PART OF THE BODY

? HAND

ANOTHER COLOUR

150

? ORANGE

WHAT ARE YOU SCARED OF {BEAST}

? MOUSE

A ROOM IN A HOUSE

? BEDROOM

WHO IS YOUR HERO

? HULK

OUR COMPUTER STORY

THIS IS THE STORY OF KEN WHO

ONCE WENT FOR A WALK IN THE WOODS.

WHILE WALKING KEN MET UP WITH A GREEN

MOUSE WHO CHASED THE SCARED KEN.

UNFORTUNATELY KEN FELL ON HIS TOE

AND RIPPED HIS HAT WITH HIS HAND.

KNOWING THAT THE MOUSE WILL EAT HIM,

KEN CALLS ON HIS HERO HULK.

OUR HERO WHICH IS ORANGE DRAGS THE

MOUSE OFF TO THE BEDROOM AND FREES POOR

KEN.

THE COMPUTER SAYS GOOD-BYE

RUN COMPLETE.

Program Listing

```
10  REM THIS PROGRAM ALLOWS YOU TO CON-  
    STRUCT A  
20  REM STORY USING YOUR NAME  
30  REM AND ITEMS ASKED FOR  
50  PRINT  
60  PRINT  
70  PRINT  
80  PRINT 'PLEASE ENTER THE FOLLOWING  
    INFORMATION'  
90  PRINT  
100 PRINT 'YOUR NAME'  
110 INPUT A$  
120 PRINT 'NAME OF A COLOUR'  
130 INPUT B$  
140 PRINT 'NAME A PIECE OF CLOTHING'  
150 INPUT C$  
160 PRINT 'A PART OF THE BODY'  
170 INPUT D$  
180 PRINT 'ANOTHER PART OF THE BODY'  
190 INPUT E$  
200 PRINT 'ANOTHER COLOUR'  
210 INPUT F$  
220 PRINT 'WHAT ARE YOU SCARED OF  
    {BEAST}'  
230 INPUT F$  
  
240 PRINT 'A ROOM IN A HOUSE'  
250 INPUT H$  
260 PRINT 'WHO IS YOUR HERO'  
270 INPUT I$
```

```

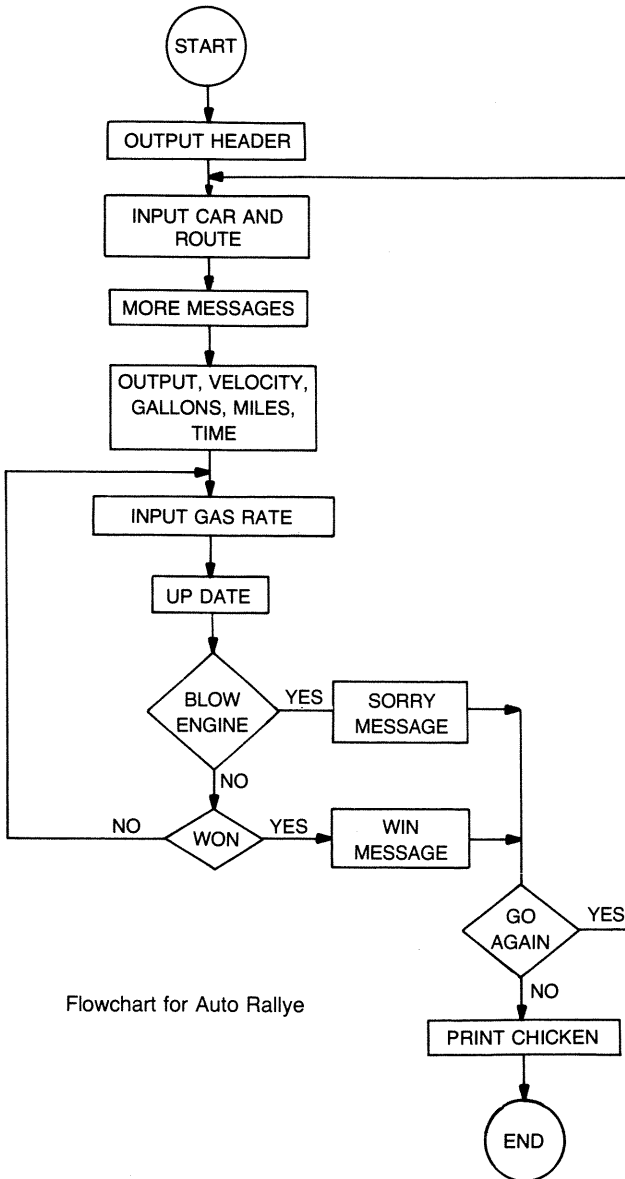
280 PRINT
290 PRINT ''OUR COMPUTER STORY''
300 PRINT
310 PRINT
320 PRINT ''THIS IS THE STORY OF ''
    A$; ''WHO''
330 PRINT ''ONCE WENT FOR A WALK IN
    THE WOODS.''
340 PRINT ''WHILE WALKING,''' ''; A$;
    ''MET UP WITH A''
350 PRINT B$; '' ''; G$; '' WHO CHASED
    THE SCARED ''; A$; ''.''
360 PRINT ''UNFORTUNATELY ''; A$;
    ''FELL ON HIS '';D$
370 PRINT ''AND RIPPED HIS ''; C$; ''
    WITH HIS ''; E$; ''.''
380 PRINT ''KNOWING THAT THE ''; G$;
    '' WILL EAT HIM,'''
390 PRINT A$; '' CALLS ON HIS HERO '';
    I$; ''.''
400 PRINT '' OUR HERO, WHICH IS '';
    F$; '' DRAGS THE ''; G$
410 PRINT ''OFF TO THE '';H$; '' AND
    FREES POOR ''; A$; ''.''
420 PRINT
430 PRINT
440 PRINT ''THE COMPUTER SAYS GOOD-
    BYE''
450 END

```

This program also will run on the Radio Shack TRS-80 computer with no modifications needed.

AUTO RALLYE

In this auto rallye you can choose both your car and the route. But the better the car, the more gas it eats; and the good routes are more dangerous. It's all lots of fun; but be careful. Don't blow your engine!



Flowchart for Auto Rallye

Sample Run

PROGRAM

THE CAR RALLY

THIS IS THE SUPER CAR RALLY, THAT ALL
DRIVERS IN THE WORLD WAIT FOR!!!!!!!
THE DRIVING IS TOUGH THIS YEAR, AND
WE ALL WISH YOU GOOD-LUCK!!!!!!!!!!!!!!

CHOICE OF CARS
MINI (1)
LOTUS (2)
TRANS-AM (3)
FERRARI (4)

CHOOSE THE CAR BY THE NUMBER AFTER IT
REMEMBER THE BETTER THE CAR THE MORE GAS IT USES.
WHICH CAR
? 4

YOU NOW CHOOSE WHICH COURSE YOU WANT TO RACE ON.
THE EASIEST COURSE IS NUMBER 1, AND IS THE STRAIGHTEST
ROUTE. NUMBER 5 CONSISTS MOSTLY OF TURNS AND TWISTS
WHICH COURSE DO YOU WANT (1 TO 5) ?
? 1

YOU WILL NEED TO TRAVEL 5 MILES WITH .5 GALLONS OF GAS
YOUR STATUS WILL BE SHOWN EACH 10 SECOND. AFTER EACH STATUS
CHECK YOU WILL BE ASKED FOR A NEW RATE OF GAS. A RATE OF
+10 IS HARD ACCELERATION, AND -10 IS HARD BRAKING. ANY NUMBER
IN BETWEEN IS ALLOWABLE.

PRESENT VELOCITY = 0 NO. OF GALLONS = .5
NO. OF MILES = 0 TIME PASSED = 0 SECONDS
WHAT IS YOUR NEW RATE OF GAS ? 10
ROAD CONDITIONS VEHICLE AHEAD 1000 FEET

PRESENT VELOCITY = 80 NO. OF GALLONS = .464
NO. OF MILES = .173913 TIME PASSED = 10 SECONDS
WHAT IS YOUR NEW RATE OF GAS ? 10

ROAD CONDITIONS VEHICLE PASSED BY 72 MPH

PRESENT VELOCITY = 128 NO. OF GALLONS = .428
NO. OF MILES = .452174 TIME PASSED = 20 SECONDS
WHAT IS YOUR NEW RATE OF GAS ? 10

ROAD CONDITIONS VEHICLE AHEAD 1000 FEET

PRESENT VELOCITY = 158 NO. OF GALLONS = .392
NO. OF MILES = .795652 TIME PASSED = 30 SECONDS
WHAT IS YOUR NEW RATE OF GAS ? 10

ROAD CONDITIONS VEHICLE PASSED BY 121 MPH

PRESENT VELOCITY = 176 NO. OF GALLONS = .356
NO. OF MILES = 1.17826 TIME PASSED = 40 SECONDS
WHAT IS YOUR NEW RATE OF GAS ? 10

DUMMY!! YOU BLEW YOUR ENGINE!!

WHAT TYPE OF FLOWERS DO YOU WISH, AT YOUR FUNERAL??

YOU WANT TO TRY AGAIN, RIGHT !!!!

1-YES, 2-NO ? 2

CHICKEN

RUN COMPLETE.

Program Listing

```
10 REM THE CAR RALLY
30 PRINT
40 PRINT
50 PRINT"          THE CAR RALLY"
60 PRINT
70 PRINT
80 PRINT"THIS IS THE SUPER CAR RALLY, THAT ALL"
90 PRINT"DRIVERS IN THE WORLD WAIT FOR!!!!!!!!!!"
100 PRINT"THE DRIVING IS TOUGH THIS YEAR, AND"
110 PRINT"WE ALL WISH YOU GOOD-LUCK!!!!!!!!!!!!!!"
120 PRINT
130 PRINT
140 PRINT" CHOICE OF CARS"
150 PRINT"MINI          (1)"
160 PRINT"LOTUS         (2)"
170 PRINT"TRANS-AM        (3)"
180 PRINT"FERRARI       (4)"
190 PRINT
200 PRINT"CHOOSE THE CAR BY THE NUMBER AFTER IT"
210 PRINT "REMEMBER THE BETTER THE CAR THE MORE GAS IT USES."
220 PRINT "WHICH CAR?"
230 INPUT C1
240 LET C1=INT(C1)
250 IF C1>4 THEN 280
260 IF C1<1 THEN 280
270 GOTO 300
280 PRINT "INVALID CAR NUMBER. NEW CAR ?"
290 GO TO 230
300 PRINT
310 IF N2=1 THEN 350
320 PRINT "YOU NOW CHOOSE WHICH COURSE YOU WANT TO RACE ON."
330 PRINT "THE EASIEST COURSE IS NUMBER 1, AND IS THE STRAIGHTEST"
340 PRINT "ROUTE. NUMBER 5 CONSISTS MOSTLY OF TURNS AND TWISTS"
350 PRINT "WHICH COURSE DO YOU WANT (1 TO 5) ?"
360 INPUT C2
370 LET C2=INT(C2)
380 IF C2<1 THEN 410
390 IF C2>5 THEN 410
400 GOTO 430
410 PRINT "INVALID COURSE NUMBER. NEW CHOICE ?"
420 GOTO 360
430 IF N2=1 THEN 490
440 PRINT "YOU WILL NEED TO TRAVEL 5 MILFS WITH .5 GALLONS OF GAS"
450 PRINT "YOUR STATUS WILL BE SHOWN EACH 10 SECOND. AFTER EACH STATUS"
460 PRINT "CHECK YOU WILL BE ASKED FOR A NEW RATE OF GAS. A RATE OF"
470 PRINT "+10 IS HARD ACCELERATION*AND -10 IS HARD BRAKING. ANY NUMBER"
480 PRINT "IN BETWEEN IS ALLOWABLE."
490 FOR I=1 TO C1
500 READ H,M,S
510 LET H=R/10
520 NEXT I
530 LET A1=.5
540 LET M1=0
550 LET C1=C1/2
560 LET V=0
570 PRINT
580 LET H1=0
590 LET T=0
600 LET D=0
610 LET Q1=0
620 PRINT "PRESENT VFLOCITY = "I;V;" NO. OF GALLONS = "I;A1
630 PRINT "NO. OF MILES = "I;M1;" TIME PASSED = "I;T;" SECONDS"
640 IF M1 >=5 THEN 1460
650 PRINT "WHAT IS YOUR NEW RATE OF GAS "I
660 INPUT G
670 IF G <=-10 THEN 700
```

```

680 IF G>10 THEN 700
690 GOTO 720
700 PRINT "NOT VALID. NEW RATE";
710 GOTO 660
720 IF G<9 THEN 780
730 LET Z=Z+1
740 IF Z>4 THEN 760
750 GOTO 790
760 PRINT"DUMMY!! YOU BLEW YOUR ENGINE!!"
770 GOTO 1270
780 LET Z=0
790 LET V=INT((R*G-M*V+V))
800 LET I=I+10
810 PRINT
820 PRINT "ROAD CONDITIONS ";
830 IF V>0 THEN 00850
840 LET V=0
850 LET M1=M1+V/460
860 IF G<0 THEN 890
870 LET A1=A1-(G*5)/5000
875 IF M1 >= 5 THEN 1460
880 IF A1<0 THEN 1380
890 IF K1=1 THEN 1050
900 IF G1=1 THEN 0980
910 LET Q=INT((C2+1)*RND(X))
920 LET K=INT((3.75-C2)*RND(X))
930 IF K>0 THEN 01290
940 IF G >0 THEN 01340
950 PRINT "CLFAR AND STRAIGHT"
960 PRINT
970 GOTO 620
980 LET H=INT(15+35.*RND(X))
990 LET H=H+5*C1
1000 IF V>H THEN 1500
1010 PRINT "THROUGH CURVE"
1020 PRINT
1030 LET Q1=0
1040 GOTO 620
1050 LET E=E-(V-D)*3.0
1060 IF E<0 THEN 1100
1070 PRINT "VEHICLE ";E;" FEET AHEAD"
1080 PRINT
1090 GOTO 620
1100 IF V-D<5 THEN 1180
1110 PRINT "VEHICLE PASSED BY";
1120 LET D=V-D
1130 PRINT D;
1140 PRINT " MPH"
1150 PRINT
1160 LET K1=0
1170 GOTO 620
1180 PRINT "VEHICLE BEING PASSED "
1190 LET D=INT(25+40*RND(X))
1200 PRINT "GRAYHOUND BUS IN OTHER LANE ";
1210 PRINT"DURING";
1220 PRINT D;
1230 PRINT " MPH";
1240 LET D=V+D
1250 PRINT "CRASH VELOCITY=";
1260 PRINT D
1270 PRINT"WHAT TYPE OF FLOWERS DO YOU WISH, AT YOUR FUNERAL?";
1280 GO TO 01560
1290 PRINT "VEHICLE AHEAD 1000 FEET"
1300 PRINT
1310 LET D=INT(25+35*RND(X))
1320 LET K1=1
1330 GO TO 620
1340 PRINT "WARNING CURVE AHEAD "
1350 LET Q1=1
1360 PRINT

```

```

1370 GO TO 620
1380 PRINT "EXFLENT BUT WAIT!"
1390 PRINT
1400 PRINT "TURKEY!! YOU RAN OUT OF GAS!!"
1410 GO TO 1560
1420 PRINT "DGN'T KNOW HOW, BUT YOU MADE IT!!!"
1430 PRINT
1440 LET R1=0
1450 GO TO 620
1460 PRINT "THE FINISH LINE"
1470 PRINT
1480 PRINT "YOU ARE LUCKY THIS YEAR!!"
1490 GO TO 1560
1500 PRINT "ARE TERRIBLE"
1510 LET H=H-S*01
1520 PRINT H;"WAS THE SPEED THROUGH THE CURVE"
1530 PRINT V;" WAS YOUR SPEED, BY THE WAY";
1540 GO TO 1270
1550 PRINT "YOU LEAD FOOTED *****"
1560 PRINT "YOU WANT TO TRY AGAIN, RIGHT !!!!!"
1570 PRINT "1-YES, 2-NO ";
1580 INPL V
1590 IF V=2 THEN 1620
1600 N2=1
1610 GO TO 1640
1620 PRINT "CHICKEN"
1630 GO TO 1700
1640 RESTORE
1650 GO TO 220
1660 DATA 45,.53,10
1670 DATA 60,.5,13
1680 DATA 70,.41,15

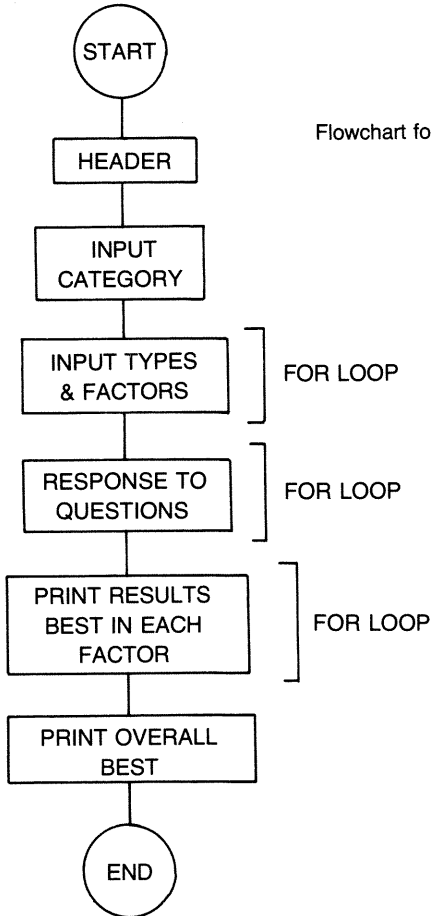
1690 DATA 80,.39,18
1700 END

```

An adaptation of this program designed specifically for the Radio Shack TRS-80 computer using Level II BASIC can be found on page 217 in Section II.

DECISIONS! DECISIONS!

This program helps you make decisions based on weighing different factors. You input a category, name the items in the category and the factors required. Do not exceed 10 items or 5 factors without changing the DIM statement in lines 30-60. If you modify, make sure you modify all the DIM statements 30-60.



Flowchart for Decisions! Decisions!

Sample Run

THE COMPUTER WILL HELP YOU MAKE DECISIONS

BUT YOU HAVE TO HELP ME AS WELL, OF COURSE

WHAT TYPE OF ITEM, DO YOU NEED HELP WITH
? COMPUTERS

FOR THE COMPUTER TO HELP YOU, IT WILL NEED
A LIST OF COMPUTERS FROM YOU

HOW MANY COMPUTERS WILL WE WORK WITH? 10

ITEM #	1	? PDF-11
ITEM #	2	? PDF-8
ITEM #	3	? TRS-80
ITEM #	4	? PET
ITEM #	5	? KIM
ITEM #	6	? POLY
ITEM #	7	? SWTPC-6800
ITEM #	8	? MITS-8800
ITEM #	9	? SPHERE
ITEM #	10	? IBM-370

THIS IS THE CORRECT LIST?

PDF-11
PDF-8
TRS-80
PET
KIM
POLY
SWTPC-6800
MITS-8800
SPHERE
IBM-370

HOW MANY FACTORS ARE IMPORTANT TO YOU ? 5

FACTOR #	1	? COST
FACTOR #	2	? SOFTWARE
FACTOR #	3	? EASE OF USE
FACTOR #	4	? RELIABILITY
FACTOR #	5	? SIZE

ARE THESE THE RIGHT FACTORS?

COST
SOFTWARE
EASE OF USE
RELIABILITY
SIZE

FOR EACH COMPUTERS WE WILL RATE THE FACTORS
THE BEST RATING IS 10, THE WORST IS 0
PLEASE DO NOT USE THE SAME RATING TWICE
FOR THE SAME FACTOR!!!!!!!

PDP-11
COST RATING ? 5
SOFTWARE RATING ? 8
EASE OF USE RATING? 6
RELIABILITY RATING? 8
SIZE RATING ? 9
PDP-8
COST RATING ? 4
SOFTWARE RATING ? 7
EASE OF USE RATING? 5
RELIABILITY RATING? 7
SIZE RATING ? 8
TRS-80
COST RATING ? 4
SOFTWARE RATING ? 1
EASE OF USE RATING? 10
RELIABILITY RATING? 10
SIZE RATING ? 10
PET
COST RATING ? 6
SOFTWARE RATING ? 3
EASE OF USE RATING? 8
RELIABILITY RATING? 9
SIZE RATING ? 3
KIM
COST RATING ? 10
SOFTWARE RATING ? 5
EASE OF USE RATING? 1
RELIABILITY RATING? 1
SIZE RATING ? 10
POLY
COST RATING ? 9
SOFTWARE RATING ? 4
EASE OF USE RATING? 2
RELIABILITY RATING? 1
SIZE RATING ? 5
SWTPC-6800
COST RATING ? 7
SOFTWARE RATING ? 3
EASE OF USE RATING? 4
RELIABILITY RATING? 2
SIZE RATING ? 5
MITS-8800
COST RATING ? 1
SOFTWARE RATING ? 7
EASE OF USE RATING? 2
RELIABILITY RATING? 2
SIZE RATING ? 7
SPHERE
COST RATING ? 3
SOFTWARE RATING ? 9
EASE OF USE RATING? 3
RELIABILITY RATING? 6
SIZE RATING ? 2
IBM-370
COST RATING ? 1
SOFTWARE RATING ? 10
EASE OF USE RATING? 1
RELIABILITY RATING? 10
SIZE RATING ? 1

RATINGS

COST
BEST RATING IS THE KIM
ITS RATING WAS 10

SOFTWARE
BEST RATING IS THE IBM-370
ITS RATING WAS 10

EASE OF USE
BEST RATING IS THE TRS-80
ITS RATING WAS 10

RELIABILITY
BEST RATING IS THE IBM-370
ITS RATING WAS 10

SIZE
BEST RATING IS THE KIM
ITS RATING WAS 10

OVERALL BEST RATING

THE PDP-11 HAS THE BEST RATING
ITS AVERAGE RATING WAS 7.2

THE COMPUTER HOPES HE HELPED YOU!!!

RUN COMPLETE.

Program Listing

```
10 REM THIS PROGRAM HELPS TO MAKE DECISIONS
30 DIM A$(10)
40 DIM B$(5)
50 DIM W(10,5)
60 DIM C(10)
70 PRINT
80 PRINT
90 PRINT"THE COMPUTER WILL HELP YOU MAKE DECISIONS"
100 PRINT"
      ----"
110 PRINT"BUT YOU HAVE TO HELP ME AS WELL, OF COURSE"
120 PRINT
130 PRINT"WHAT TYPE OF ITEM,DO YOU NEED HELP WITH"
140 INPUT IS
150 PRINT
160 PRINT"FOR THE COMPUTER TO HELP YOU, IT WILL NEED"
170 PRINT"A LIST OF ";IS;" FROM YOU"
180 PRINT
190 PRINT"HOW MANY ";IS;" WILL WE WORK WITH";
200 INPUT X
210 IF X<2 OR X>10 THEN 190
220 PRINT
```

```

230 FOR J=1 TO X
240 PRINT"ITEM # ";J,
250 INPUT A$(J)
260 NEXT J
270 PRINT
280 PRINT"THIS IS THE CORRECT LIST?"
290 FOR J=1 TO X
300 PRINT A$(J)
310 NEXT J
320 PRINT
330 PRINT"HOW MANY FACTORS ARE IMPORTANT TO YOU?";
340 INPUT F
350 IF F<1 OR F>5 THEN 330
360 PRINT
370 FOR J=1 TO F
380 PRINT"FACTOR # ";J,
390 INPUT H$(J)
400 NEXT J
410 PRINT
420 PRINT"ARE THESE THE RIGHT FACTORS?"
430 PRINT
440 FOR J=1 TO F
450 PRINT H$(J)
460 NEXT J
470 PRINT
480 PRINT"FOR EACH ";I$;" WE WILL RATE THE FACTORS"
490 PRINT"THE BEST RATING IS 10, THE WORST IS 0"
500 PRINT"PLEASE DO NOT USE THE SAME RATING TWICE"
510 PRINT"FOR THE SAME FACTOR!!!!!!!!!!"
520 PRINT
530 FOR K=1 TO X
540 PRINT A$(K)
550 FOR L=1 TO F
560 PRINT H$(L);" RATING";

570 INPUT R
580 Q(K,L)=R
590 NEXT L
600 NEXT K
610 PRINT
620 PRINT"          RATINGS"
630 PRINT"          -----"
640 PRINT
650 FOR I=1 TO F
660 PRINT H$(I)
670 Y=1
680 FOR N=2 TO X
690 IF Q(Y,I)>Q(N,I) THEN 710
700 Y=N
710 NEXT N
720 PRINT"BEST RATING IS THE ";A$(Y)
730 PRINT"ITS RATING WAS ";Q(Y,I)
740 PRINT
750 NEXT I
760 PRINT
770 FOR Y=1 TO X
780 FOR I=1 TO F
790 C(Y)=C(Y)+Q(Y,I)
800 NEXT I
810 NEXT Y

```



```
820 J=1
830 FOR I=2 TO X
840 IF C(J)>C(I) THEN 00860
850 J=I
860 NEXT I
870 PRINT"      OVERALL BEST RATING"
880 PRINT"      -----"
890 PRINT"THE "AS(J);" HAS THE BEST RATING"
900 PRINT"ITS AVERAGE RATING WAS "C(J)/F
910 PRINT
920 PRINT"THE COMPUTER HOPES HE HELPED YOU!!!"
930 END
```

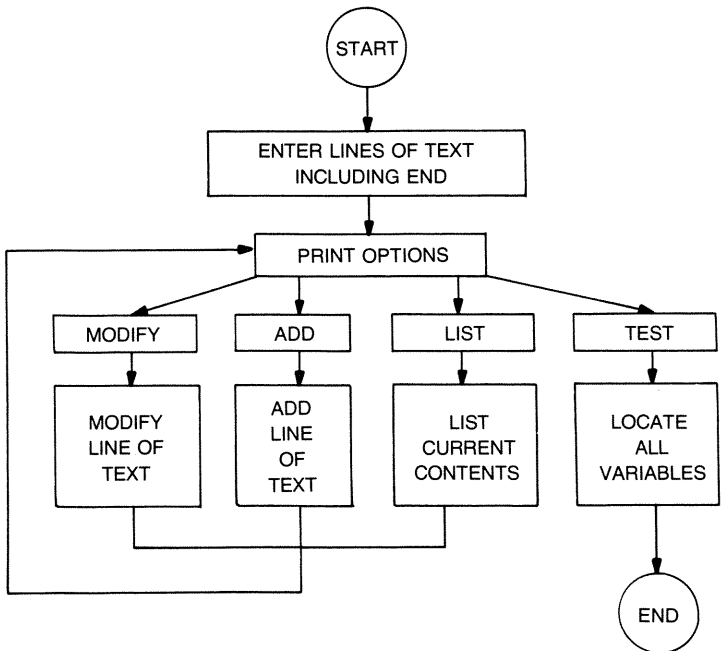
COMPUTER CRAPS

This program lets the user input a BASIC program and then search for all variables found within it. Variables must be single character. When using the assignment statement, the LET keyword must be used. When printing, do not type commas (,) between variables, therefore; 10 PRINT A,B,C must be entered as 10 PRINT A B C

This program is useful in analyzing variables to see whether they have been printed, if they are assigned before being used, etc.

Of course, the clever user can use this program as a text editor. Remember to indent the END four spaces, pretending that a line number was present. Line numbers are not required with the rest of the lines, and the other commands will still function except the TEST function.

We can modify a line or add lines whether using it with variables or as a text editor.



Flowchart for Computer Craps

Sample Run

```
+++++  
-----  
*****VARIABLES*****  
-----  
+++++
```

ENTER PROGRAM, REMEMBER TO USE LINE NUMBERS FROM 01 TO A MAXIMUM OF 25 (00<LN<26)
ENTER NO MORE THAN 5 VARIABLES PER LINE
USE AS THE LINE NUMBER THE SAME NUMBER AS THE ENTRY NUMBER SUPPLIED BY THE PROGRAM TO INSURE PROPER OPERATION OF THE PROGRAM

```
ENTRY # 1  
? 01 LET A=B*C  
ENTRY # 2  
? 02 INPUT A  
ENTRY # 3  
? 03 INPUT B  
ENTRY # 4  
? 04 INPUT C  
ENTRY # 5  
? 05 INPUT D  
ENTRY # 6  
? 06 IF A>B THEN 08  
ENTRY # 7  
? 07 LET C+D  
ENTRY # 8  
? 08 LET C+A/D  
ENTRY # 9  
? PRINT A  
ENTRY # 10  
? END  
ENTRY # 11  
? 11 END
```

THE FOLLOWING OPTIONS ARE AVAILABLE
LIST
MODIFY
ADD
TEST

OPTION? LIST

```
ENTRY # 1 01 LET A=B*C  
ENTRY # 2 02 INPUT A  
ENTRY # 3 03 INPUT B  
ENTRY # 4 04 INPUT C  
ENTRY # 5 05 INPUT D  
ENTRY # 6 06 IF A>B THEN 08  
ENTRY # 7 07 LET C+D  
ENTRY # 8 08 LET C+A/D  
ENTRY # 9 PRINT A  
ENTRY # 10 END  
ENTRY # 11 11 END
```

OPTION? M

WHICH ENTRY NUMBER
? 1
01 LET A=B*C

ENTER REPLACEMENT LINE
? 01 REM TEST PROGRAM
01 REM TEST PROGRAM

OPTION? M

WHICH ENTRY NUMBER
? 9
PRINT A
ENTER REPLACEMENT LINE
? 09 PRINT
09 PRINT

OPTION? M

WHICH ENTRY NUMBER
? 9
09 PRINT
ENTER REPLACEMENT LINE
? 09 PRINT A
09 PRINT A

OPTION? M

WHICH ENTRY NUMBER
? 10
END
ENTER REPLACEMENT LINE
? 10 PRINT A+B*C
10 PRINT A+B*C

OPTION? L

ENTRY #	1	01 REM TEST PROGRAM
ENTRY #	2	02 INPUT A
ENTRY #	3	03 INPUT B
ENTRY #	4	04 INPUT C
ENTRY #	5	05 INPUT D
ENTRY #	6	06 IF A>B THEN 08
ENTRY #	7	07 LET C+D
ENTRY #	8	08 LET C+A/D
ENTRY #	9	09 PRINT A
ENTRY #	10	10 PRINT A+B*C
ENTRY #	11	11 END

OPTION? TEST

VARIABLES FOUND IN THE GIVEN PROGRAM

VARIABLES FOUND IN INPUT STATEMENTS

A	LINE #	02
B	LINE #	03
C	LINE #	04
D	LINE #	05

VARIABLES FOUND IN PRINT STATEMENTS

A	LINE #	09
A	LINE #	10
B	LINE #	10
C	LINE #	10

VARIABLES FOUND IN IF STATEMENTS

A	LINE #	06
B	LINE #	06

VARIABLES FOUND IN LET STATEMENTS

```
C          LINE # 07
D          LINE # 07
C          LINE # 08
A          LINE # 08
D          LINE # 08
```

*****RUN COMPLETE*****

RUN COMPLETE.

Program Listing

```
10 REM VARIABLE PATH-FLOW ANALYSIS
30 REM THIS PROGRAM ASSUMES THAT THE LINE NUMBERS
40 REM ENTERED BY THE USER ARE CONSISTENT WITH THAT OF
50 REM THE ENTRY NUMBERS
70 REM DIMENSION ALL VARIABLES USED AS MATRICES AND VECTORS
70 DIM P$(25), Q$(25,5), R$(25,5), T$(25,5)
80 DIM U$(25,5)
90 REM CLEAR ALL MATRICES AND VECTORS
100 REM BY SETTING THEM EQUAL TO A BLANK SPACE
110 REM CLEAR VECTOR P$
120 FOR I=1 TO 25
130 P$(I)=" "
140 NEXT I
150 REM CLEAR MATRIX Q$
160 FOR I=1 TO 25
170 FOR J=1 TO 5
180 Q$(I,J)=" "
190 NEXT J
200 NEXT I
210 REM CLEAR MATRIX R$
220 FOR I=1 TO 25
230 FOR J=1 TO 5
240 R$(I,J)=" "
250 NEXT J
260 NEXT I
270 REM CLEAR MATRIX T$
280 FOR I=1 TO 25
290 FOR J=1 TO 5
300 T$(I,J)=" "
310 NEXT J
320 NEXT I
330 REM CLEAR MATRIX U$
340 FOR I=1 TO 25
350 FOR J=1 TO 5
360 U$(I,J)=" "
370 NEXT J
380 NEXT I
390 REM OUTPUT STARTING LABEL
400 PRINT
410 PRINT
420 PRINT
430 PRINT"+++++++"
440 PRINT"-----"
450 PRINT"*****VARIABLES*****"
460 PRINT"-----"
470 PRINT"+++++++"
480 PRINT
490 PRINT
500 PRINT"ENTER PROGRAM, REMEMBER TO USE LINE NUMBERS FROM"
```

```

510 PRINT"01 TO A MAXIMUM OF 25 (00<LN<26)"
520 PRINT"ENTER NO MORE THAN 5 VARIABLES PER LINE"
530 PRINT"USE AS THE LINE NUMBER THE SAME NUMBER AS THE"
540 PRINT"ENTRY NUMBER SUPPLIED BY THE PROGRAM TO INSURE"
550 PRINT"PROPER OPERATION OF THE PROGRAM"
560 PRINT
570 REM ENTRY OF USER'S PROGRAM TO BE ANALYZED
580 N=1
590 PRINT "ENTRY #":N
600 INPUT LS
610 P$(N)=LS
620 REM IF THE LAST ENTRY WAS AN END STATEMENT
630 REM TERMINATE ENTRY MODE
640 IF SUBSTR(LS,4,3)="END" THEN 670
650 N=N+1
660 GOTO 590
670 PRINT
680 REM DISPLAY AVAILABLE OPTIONS TO THE USER
690 PRINT"THE FOLLOWING OPTIONS ARE AVAILABLE"
700 PRINT"          LIST"
710 PRINT"          MODIFY"
720 PRINT"          ADD"
730 PRINT"          TEST"
740 PRINT
750 PRINT"OPTION":
760 INPUT LS
770 IF LS="L" OR LS="LIST" THEN 840
780 IF LS="M" OR LS="MODIFY" THEN 900
790 IF LS="T" OR LS="TEST" THEN 1140
800 IF LS="A" OR LS="ADD" THEN 1030
810 PRINT"COMMAND IS NOT RECOGNIZED"
820 GOTO 740
830 REM PROCESS LIST OPTION
840 PRINT
850 FOR I=1 TO N
860 PRINT"ENTRY # "I": " "P$(I)
870 NEXT I
880 PRINT
890 GOTO 740
900 PRINT
910 REM PROCESS MODIFY OPTION
920 PRINT"WHICH ENTRY NUMBER"
930 INPUT L
940 IF L<01 OR L>N THEN 960
950 GOTO 980
960 PRINT"LINE NUMBER":L:"HAS NOT BEEN ENTERED"
970 GOTO 920
980 PRINT P$(L)
990 PRINT"ENTER REPLACEMENT LINE"
1000 INPUT P$(L)
1010 PRINT P$(L)
1020 GOTO 740
1030 PRINT
1040 REM PROCESS ADD OPTION
1050 PRINT"LAST LINE ENTERED IS"
1060 PRINT P$(N)
1070 PRINT"ENTER NEW LINES"
1080 PRINT"ENTRY":N
1090 INPUT LS
1100 P$(N)=LS
1110 IF SUBSTR(LS,4,3)="END" THEN 670
1120 N=N+1
1130 GOTO 1080
1140 PRINT
1150 REM ANALYSIS
1160 REM FIND OUT WHAT THE STATEMENT IS ON LINE K
1170 K=1
1180 IF SUBSTR(P$(K),4,3)="END" THEN 1690
1190 IF SUBSTR(P$(K),4,5)="INPUT" THEN 1280
1200 IF SUBSTR(P$(K),4,3)="LET" THEN 1380

```

```

1210 IF SUBSTR(P$(K),4,5)="PRINT" THEN 1480
1220 IF SUBSTR(P$(K),4,2)="IF" THEN 1580
1230 IF K>25 THEN 1260
1240 K=K+1
1250 GOTO 1180
1260 PRINT"PROGRAM ERROR, NO END STATEMENT"
1270 REM PROCESS INPUT STATEMENTS
1280 J=1
1290 FOR I=10 TO LEN(P$(K))
1300 Z$=SUBSTR(P$(K),I,1)
1310 CHANGE Z$ TO A
1320 IF A(2)<0 OR A(2)>26 THEN 1350
1330 U$(K,J)=SUBSTR(P$(K),I,1)
1340 J=J+1
1350 NEXT I
1360 GOTO 1240
1370 REM LET STATEMENT SUBROUTINE (Q$)
1380 J=1
1390 FOR I=8 TO LEN(P$(K))
1400 Z$=SUBSTR(P$(K),I,1)
1410 CHANGE Z$ TO A
1420 IF A(2)<0 OR A(2)>26 THEN 1450
1430 Q$(K,J)=SUBSTR(P$(K),I,1)
1440 J=J+1
1450 NEXT I
1460 GOTO 1240
1470 REM PRINT STATEMENT SUBROUTINE (R$)
1480 J=1
1490 FOR I=10 TO LEN(P$(K))
1500 Z$=SUBSTR(P$(K),I,1)
1510 CHANGE Z$ TO A
1520 IF A(2)<0 OR A(2)>26 THEN 1550
1530 R$(K,J)=SUBSTR(P$(K),I,1)
1540 J=J+1
1550 NEXT I
1560 GOTO 01240
1570 REM IF STATEMENT SUBROUTINE (T$)
1580 J=1
1590 FOR I=7 TO LEN(P$(K))
1600 IF SUBSTR(P$(K),I,4)="THEN" THEN 1670
1610 Z$=SUBSTR(P$(K),I,1)
1620 CHANGE Z$ TO A
1630 IF A(2)<0 OR A(2)>26 THEN 1660
1640 T$(K,J)=SUBSTR(P$(K),I,1)
1650 J=J+1
1660 NEXT I
1670 GOTO 1240
1680 REM *****ANALYSIS*****
1690 PRINT
1700 PRINT" "
1710 PRINT"VARIABLES FOUND IN THE GIVEN PROGRAM"
1720 PRINT"-----"
1730 PRINT
1740 REM PRINT ALL VARIABLES FOUND
1750 PRINT"VARIABLES FOUND IN INPUT STATEMENTS"
1760 PRINT
1770 FOR K=1 TO 25
1780 FOR J=1 TO 5
1790 A(2)=27
1800 Z$=U$(K,J)
1810 CHANGE Z$ TO A
1820 IF A(2)<1 OR A(2)>26 THEN 1840
1830 PRINT U$(K,J),"LINE # ";SUBSTR(P$(K),1,2)
1840 NEXT J
1850 NEXT K
1860 PRINT
1870 PRINT"VARIABLES FOUND IN PRINT STATEMENTS"
1880 PRINT
1890 FOR K=1 TO 25

```

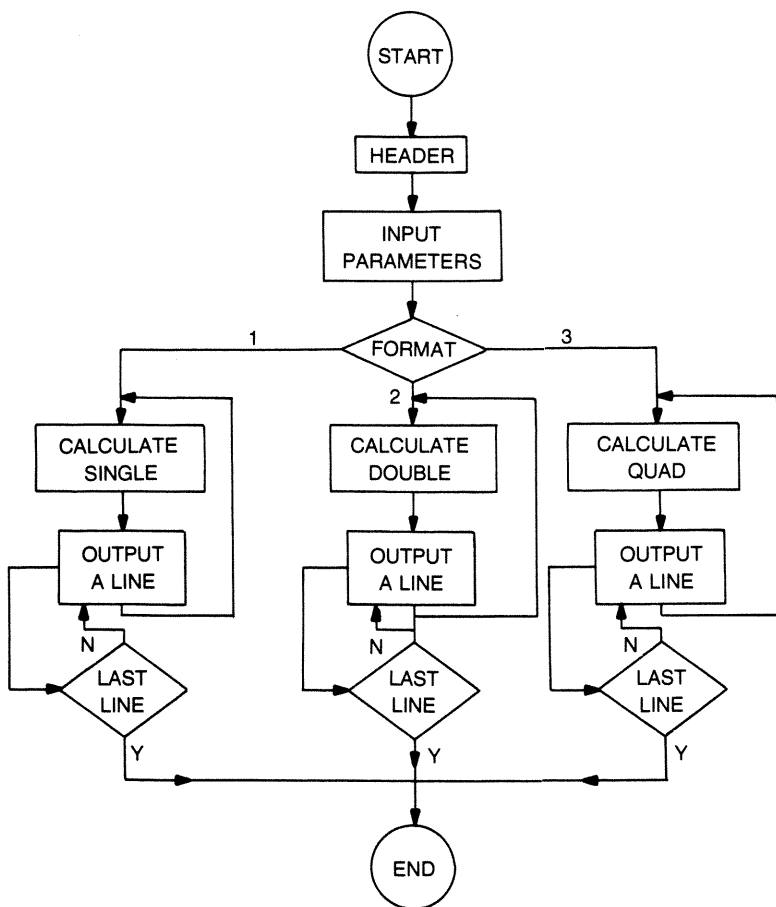
```

1900 FOR J=1 TO 5
1910 A(2)=27
1920 Z$=R$(K,J)
1930 CHANGE Z$ TO A
1940 IF A(2)<1 OR A(2)>26 THEN 1960
1950 PRINT R$(K,J),"LINE # ";SUBSTR(P$(K),1,2)
1960 NEXT J
1970 NEXT K
1980 PRINT
1990 PRINT"VARIABLES FOUND IN IF STATEMENTS"
2000 PRINT
2010 FOR K=1 TO 25
2020 FOR J=1 TO 5
2030 A(2)=27
2040 Z$=T$(K,J)
2050 CHANGE Z$ TO A
2060 IF A(2)<1 OR A(2)>26 THEN 2080
2070 PRINT T$(K,J),"LINE # ";SUBSTR(P$(K),1,2)
2080 NEXT J
2090 NEXT K
2100 PRINT
2110 PRINT"VARIABLES FOUND IN LET STATEMENTS"
2120 PRINT
2130 FOR K=1 TO 25
2140 FOR J=1 TO 5
2150 A(2)=27
2160 Z$=Q$(K,J)
2170 CHANGE Z$ TO A
2180 IF A(2)<1 OR A(2)>26 THEN 2200
2190 PRINT Q$(K,J),"LINE # ";SUBSTR(P$(K),1,2)
2200 NEXT J
2210 NEXT K
2220 PRINT
2230 PRINT"*****RUN COMPLETE*****"
2240 END

```


ART GRAPHICS

Art Graphics lets you draw semi-random pictures based on the binomial theorem. You may specify the array size and which elements to blank, such as every multiple of N except where $N = 1$, in which case everything will be blanked and nothing will be printed. Give it a try.



Flowchart for Art Graphics

Sample Run

RANDOM ART

AVAILABLE PATTERNS

- 1 SINGLE
- 2 DOUBLE
- 3 QUAD

OKAY ART FELLOWS, WHAT TYPE ? 1
WHICH MULTIPLES SHOULD BE BLANKS? 3
HOW MANY ROWS AND COLUMNS
DO NOT EXCEED 36...PLEASE? 12

```
* * * * *
* * * * *
* * * * *
* * * * *
* * * * *
* * * * *
* * * * *
* * * * *
* * * * *
* * * * *
* * * * *
* * * * *
* * * * *
* * * * *
* * * * *
```

RUN COMPLETE.
RUN

RANDOM ART

AVAILABLE PATTERNS

- 1 SINGLE
- 2 DOUBLE
- 3 QUAD

OKAY ART FELLOWS, WHAT TYPE ? 1
WHICH MULTIPLES SHOULD BE BLANKS? 2
HOW MANY ROWS AND COLUMNS
DO NOT EXCEED 36...PLEASE? 17

```
* * * * *
* * * * *
* * * * *
* * * * *
* * * * *
* * * * *
* * * * *
* * * * *
* * * * *
* * * * *
* * * * *
* * * * *
* * * * *
* * * * *
* * * * *
```


Program Listing

```

10 REM PRINT TITLE
20 PRINT
30 PRINT"          RANDOM ART"
40 PRINT"          -----"
50 PRINT
60 REM ART USING BINOMIAL THEOREM
80 DIM P(36,36)
90 MAT P=ZER
100 PRINT"AVAILABLE PATTERNS"
110 PRINT"-----"
120 PRINT"1          SINGLE"
130 PRINT"2          DOUBLE"
140 PRINT"3          QUAD"
150 PRINT"OKAY ART FELLOWS, WHAT TYPE";
160 INPUT O
170 IF O<>1 AND O<>2 AND O<>3 THEN 00150
180 PRINT"WHICH MULTIPLES SHOULD BE BLANKS";
190 INPUT Q
200 PRINT"HOW MANY ROWS AND COLUMNS"
210 PRINT"DO NOT EXCEED 36...PLEASE";
220 INPUT T
230 IF T*(36-T)<0 THEN 200
240 IF O=1 THEN 270
250 IF O=2 THEN 460
260 IF O=3 THEN 690
270 FOR R=1 TO T
280 FOR C=1 TO T
290 IF (R=1)*(C=1)=0 THEN 320
300 P(R,C)=P(R,C-1)+(P(R-1,C)/Q)
310 GOTO 330
320 P(R,C)=1
330 NEXT C
340 NEXT R
350 FOR R=1 TO T
360 FOR C=1 TO T
370 IF P(R,C)=0 THEN 410
380 IF (P(R,C)/Q)=INT(P(R,C)/Q) THEN 410
390 PRINT"* ";
400 GOTO 420
410 PRINT" ";
420 NEXT C
430 PRINT
440 NEXT R
450 STOP
460 Z=1
470 N=Z
480 FOR R=1 TO N
490 FOR C=1 TO Z-1
500 IF (R=1)*(C=1)=0 THEN 530
510 P(R,C)=P(R,C-1)+P(R-1,C)
520 GOTO 540
530 P(R,C)=1
540 NEXT C
550 Z=Z-1
560 NEXT R
570 Z=N
580 N=Z
590 FOR R=Z TO 1 STEP -1
600 FOR C=Z TO N STEP -1

```

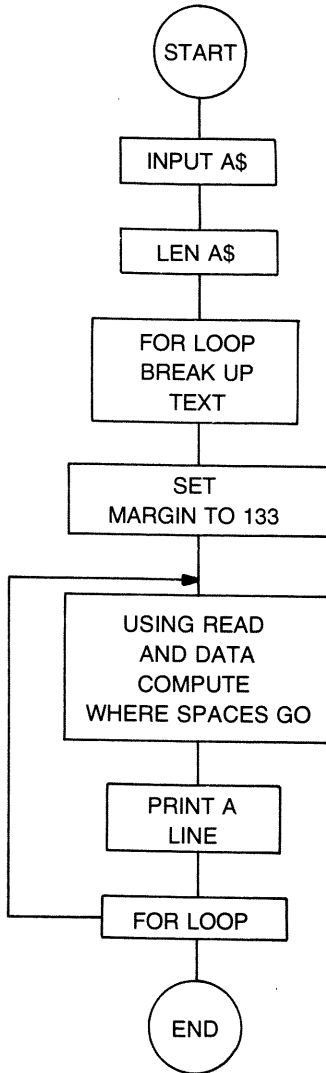
```

610 IF (R-Z)*(C-Z)=0 THEN 640
620 P(R,C)=P(R,C+1)+P(R+1,C)
630 GOTO 650
640 P(R,C)=1
650 NEXT C
660 N=N+1
670 NEXT R
680 GOTO 350
690 M=0
700 Y=T
710 Z=INT(Y/2)
720 R5=Z*2
730 Z1=Z
740 Z2=Z1
750 Z3=Z2
760 X4=Z3
770 X5=X4
780 FOR I=1 TO Z1
790 FOR J=1 TO Z
800 IF (J-1)*(I-1)=0 THEN 830
810 P(I,J)=P(I,J-1)+P(I-1,J)
820 GOTO 840
830 P(I,J)=1
840 NEXT J
850 Z=Z-1
860 NEXT I
870 N=Z1
880 FOR I=1 TO Z1
890 FOR J=Y TO X5+1 STEP -1
900 IF I=1 THEN 940
910 IF J=Y THEN 940
920 P(I,J)=P(I,J+1)+P(I+1,J)
930 GOTO 950
940 P(I,J)=1
950 NEXT J
960 X5=X5+1
970 NEXT I
980 N=Z2
990 FOR I=Y TO X4+1 STEP -1
1000 FOR J=1 TO Z2
1010 IF J=1 THEN 1050
1020 IF I=Y THEN 1050
1030 P(I,J)=P(I,J-1)+P(I-1,J)
1040 GOTO 1060
1050 P(I,J)=1
1060 NEXT J
1070 Z2=Z2-1
1080 NEXT I
1090 N=Z3
1100 FOR I=Y TO N+1 STEP -1
1110 FOR J=Y TO Z3+1 STEP -1
1120 IF J=Y THEN 1160
1130 IF I=Y THEN 1160
1140 P(I,J)=P(I+1,J)+P(I,J+1)
1150 GOTO 1170
1160 P(I,J)=1
1170 NEXT J
1180 Z3=Z3+1
1190 NEXT I
1200 GOTO 350
1210 END

```

LOVE THAT PRINTER GRAPHICS

You may input any message. The program will spell out “love” using your message as the background. For best results your message should be less than 60 characters.



Flowchart for Love that Printer Graphics

Program Listing

```
10 REM LOVE
20 REM KT APRIL 1978
30 DIM IS(240)
40 INPUT AS
50 L=LEN(AS)
60 FOR J=0 TO INT(120/L)
70 FOR I=1 TO L
80 IS(J*L+I)=SUBSTR(AS,I,1)
90 NEXT I
100 NEXT J
110 MARGIN 133
120 C=0
130 A1=F=1
140 C=C+1
150 IF C=37 THEN 00430
160 PRINT
170 READ A
180 A=2*A
190 A1=A1+A
200 IF F=1 THEN 00260
210 FOR I=1 TO A
220 PRINT " ";
230 NEXT I
240 F=1
250 GO TO 00300
260 FOR I=A1-A TO A1-1
270 PRINT IS(I);
280 NEXT I
290 F=0
300 IF A1>120 THEN 00130
310 GO TO 00170
320 DATA 60.1.12.26.9.12.3.8.24.17.0.4.6.23.21.6.4.6.22.12.5.6.5
330 DATA 4.6.21.11.8.6.4.4.6.21.10.10.5.4.4.6.21.9.11.5.4.4.6.21.8
340 DATA 11.6.4.4.6.21.7.11.7.4.4.6.21.6.11.8.4.4.6.19.11.5.11.9
350 DATA 4.4.6.19.1.1.5.10.10.4.4.6.18.2.1.6.8.11.4.4.6.17.3.1.7.5
360 DATA 13.4.4.6.15.5.2.23.5.1.29.5.17.8.1.29.9.9.12.1.13.5.40.1
370 DATA 1.13.5.40.1.4.6.13.3.10.6.12.5.1.5.6.11.3.11.6.14.3.1.5
380 DATA 6.11.3.11.6.15.2.1.6.6.9.3.12.6.16.1.1.6.6.9.3.12.6.7.1
390 DATA 10.7.6.7.3.13.6.6.2.10.7.6.7.3.13.14.10.8.6.5.3.14.6.6.2
400 DATA 10.8.6.5.3.14.6.7.1.10.9.6.3.3.15.6.16.1.1.9.6.3.3.15.6.15
410 DATA 2.1.10.6.1.3.16.6.14.3.1.10.10.16.6.12.5.1.11.8.13.27.1.11.8
420 DATA 13.27.1.60
430 FOR J=1 TO 25
440 PRINT
450 NEXT J
460 STOP
470 END
```

Section II

Programs For TRS-80 and PET[®] Computers

This section contains programs written specifically for the Radio Shack TRS-80 computer using Level II BASIC. Program listings are included for 12 of the games found in Section I. Some programs were completely rewritten. For instance, *Computerized Hangman* now includes a graphic display as well as twice as many vocabulary words.

Some of the other programs will run with no modifications. In general, none of the three plotting routines, *Plot Your 4 Equations*, *Plot Your 10 Equations*, or *Polar Graphic Subroutine* should be used on a TRS-80. This is because of problems with screen size, scrolling, and execution time.

You will need Level II BASIC and 8K of memory. The program *Star Warp* needs 16K of memory.

Most of the programs in this book will run on the Commodore PET[®], however, some conversion may be required. Before keying in one of the programs, examine the listings carefully. If two listings are shown for the same program, determine which listing more closely resembles the PET[®]BASIC. In most cases, this will be the listing in Section I of this book. Section II contains listings in TRS-80 BASIC. If you desire to convert the TRS-80 version to your PET[®], there are several important differences you should be aware of.

- Video screen size for the TRS-80 is 64 characters by 16 lines.
- TRS-80 Level II BASIC allows up to 256 characters in a single instruction.
- Several TRS-80 instructions do not have an equivalent in PET[®]BASIC (such as DEFINT, DEFDBL, DEFSTR, and PRINT@).
- Video display graphics are handled completely differently.

The following is a list of TRS-80 instructions along with their PET[®] equivalents. This should give you an idea of some of the subtle differences between the two.

TRS-80	PET
CLS	PRINT“[]”
RND(X)	INT(X*RND(0) + .1)
A\$ = INKEY\$	GET A\$
PRINT TAP (5) A	PRINT TAB(5); A
FOR I = 1 TO 5: NEXT	FOR I = 1 TO 5: NEXT I
NEXT K,L	NEXT K: NEXT L

Cursor movement is also handled differently on the two machines. On the TRS-80 the PRINT@command is used to position the cursor at an absolute location on the screen. Position 0 is in the upper left-hand corner and position 1023 is the lower left. For example, PRINT@64, “HI THERE” would cause HI THERE to appear, starting in the first character position of the second line of the display. Other cursor movement is done using the PRINT command with a CHR\$ operand. For example, PRINT CHR\$(28) causes the cursor to return to position 0. Other values which may be used, along with their functions, are in the following table:

PRINT	(8) Backspace and erase current character
CHR\$	(13) Carriage return
	(14) Turn on cursor (The cursor on the TRS-80 is the underscore (--).)
	(15) Turn off cursor
	(23) Convert to 32 character mode (all characters become twice their normal size)
PRINT	(24) Move cursor one position left
CHR\$	(25) Move cursor one position right
	(26) Move cursor one line down
	(27) Move cursor one line up
	(28) Return cursor to position 0
	(29) Move cursor to beginning of line
	(30) Erase to end of line
	(31) Erase to end of screen

WUMPUS

Program Listing

```
10 REM HUNT THE WUMPUS
20 RANDOM
30 DIM P(5)
40 PRINT"INSTRUCTIONS? (Y-N)";
50 INPUT I$
60 IF I$="N" THEN 80
70 GOSUB 640
80 CLS:DIM S(20,3)
90 FOR J=1TO20
100 FOR K=1TO3
110 READ S(J,K)
120 NEXT K, J
130 DATA 2, 5, 8, 1, 3, 10, 2, 4, 12, 3, 5, 14, 1, 4, 6
140 DATA 5, 7, 15, 6, 8, 17, 1, 7, 9, 8, 10, 18, 2, 9, 11
150 DATA 10, 12, 19, 3, 11, 13, 12, 14, 20, 4, 13, 15, 6, 14, 16
160 DATA 15, 17, 20, 7, 16, 18, 9, 17, 19, 11, 18, 20, 13, 16, 19
170 REM LOCATE L ARRAY ITEMS
180 REM 1=YOU, 2=WUMPUS, 3&4=PITS, 5&6=BATS
190 DIM L(6)
200 DIM M(6)
210 FOR J=1TO6
220 L(J)=RND(20)
230 M(J)=L(J)
240 NEXT J
250 REM CHECK FOR CROSSOVERS
260 FOR J=1TO6
270 FOR K=JTO6
280 IF J=K THEN 300
290 IF L(J)=L(K) THEN 210
300 NEXT K
310 NEXT J
320 REM SET ARROWS
330 A=5
340 LL=L(1)
350 REM RUN THE GAME
360 PRINTTAB(20)"HUNT THE WUMPUS"
370 PRINTTAB(20)"-----"
380 REM HAZARD WARNINGS AND LOCATIONS
390 GOSUB 1100
400 REM MOVE OR SHOOT
410 GOSUB 1200
420 IF O=2 THEN 470
```

```

430 GOSUB 1340
440 IF F=0 THEN 390
450 GOTO 490
460 REM MOVE
470 GOSUB 1840
480 IF F=0 THEN 390
490 IF F=0 THEN 540
500 REM LOSE
510 PRINT"DUMMY, YOU LOSE. WUMPII JUST LOVE YOU ! ! !"
520 GOTO 560
530 REM WIN
540 PRINT"OKAY, HOT-SHOT. THE WUMPII WILL GET THEIR REVENGE. "
550 PRINT"WUMPII SPIRITS WILL HAUNT YOU 'TIL THEN. "
560 FOR J=1TO6
570 L(J)=R(J)
580 NEXT J
590 PRINT"SAME SET UP? (Y-N)";
600 INPUT I$
610 CLS
620 IF I$<>"Y" THEN 210
630 GOTO 330
640 REM INSTRUCTIONS
650 PRINT"WELCOME TO 'HUNT THE WUMPUS. '"
660 PRINT"PRINT" THE WUMPUS LIVES IN A CAVE OF 20 ROOMS. EACH ROOM"
670 PRINT"HAS 3 TUNNELS LEADING INTO OTHER ROOMS. (LOOK AT A"
680 PRINT"DUODECAHEDRON TO SEE HOW THIS WORKS -- IF YOU DON'T KNOW"
690 PRINT"WHAT A DUODECAHEDRON IS, ASK SOMEONE.)"
700 PRINT:PRINT"HAZARDS"
710 PRINT"* BOTTOMLESS PITS
720 PRINT" THERE ARE TWO OF THESE. FALL INTO ONE OF THEM"
730 PRINT" AND YOU WILL LAND IN CHINA. "
740 PRINT"* SUPER-BATS
750 PRINT" TWO OTHER ROOMS HAVE SUPER-BATS. IF YOU GO THERE, "
760 PRINT" A BAT GRABS YOU AND TAKES YOU TO SOME OTHER ROOM AT"
770 PRINT" RANDOM (WHICH MIGHT BE TROUBLESOME). "
780 INPUT"PRESS ENTER TO CONTINUE";I$
790 CLS:PRINT:PRINT"THE WUMPUS -"
800 PRINT:PRINT" THE WUMPUS IS NOT BOTHERED BY THE HAZARDS (HE HAS"
810 PRINT"SUCKER FEET AND IS TOO BIG FOR A BAT TO LIFT). USUALLY"
820 PRINT"HE IS ASLEEP. TWO THINGS WAKE HIM UP: YOUR ENTERING"
830 PRINT"HIS ROOM OR YOUR SHOOTING AN ARROW. "
840 PRINT:PRINT" IF THE WUMPUS WAKES, HE MOVES (75% CHANCE) ONE ROOM"
850 PRINT"OR STAYS STILL (25% CHANCE). AFTER THAT, IF HE IS WHERE"
860 PRINT"YOU ARE, HE EATS YOU UP (AND, BOY, DO YOU LOSE!).
870 PRINT:INPUT"PRESS ENTER TO CONTINUE";I$
880 CLS:PRINT:PRINT"YOU -"

```

```

890 PRINT:PRINT"  EACH TURN, YOU MAY MOVE OR SHOOT A CROCKED ARROW. "
900 PRINT:PRINT"* MOVING"
910 PRINT"  YOU CAN GO ONE ROOM (THROUGH ONE TUNNEL). "
920 PRINT:PRINT"* ARROWS"
930 PRINT"  YOU HAVE 5 ARROWS.  YOU LOSE WHEN YOU RUN OUT. "
940 PRINT"  EACH ARROW CAN GO FROM 1 TO 5 ROOMS.  YOU AIM BY"
950 PRINT"  TELLING THE COMPUTER THE ROOM(S) YOU WANT THE ARROW"
960 PRINT"  TO GO.  IF THE ARROW CAN'T GO THAT WAY (I. E. NO "
970 PRINT"  TUNNEL) IT MOVES AT RANDOM TO THE NEXT ROOM. "
980 PRINT"  IF THE ARROW HITS THE WUMPUS, YOU WIN. "
990 PRINT"  IF THE ARROW HITS YOU, YOU LOSE. "
1000 INPUT"PRESS ENTER TO CONTINUE";I$
1010 CLS:PRINT:PRINT"WARNINGS -"
1020 PRINT:PRINT"  WHEN YOU ARE ONE ROOM AWAY FROM THE WUMPUS OR HAZARD. "
1030 PRINT"THE COMPUTER SAYS:"
1040 PRINT:PRINT"  WUMPUS - 'I SMELL A WUMPUS'"
1050 PRINT"  BAT - 'BATS NEARBY'"
1060 PRINT"  PIT - 'I FEEL A DRAFT'"
1070 PRINT:PRINT:INPUT"PRESS ENTER TO BEGIN THE GAME";I$
1080 CLS:PRINT
1090 RETURN
1100 REM PRINT LOCATION AND HAZARD WARNINGS
1110 PRINT
1120 FOR J=2T06
1130 FOR K=1T03
1140 IF S(L(1),K)O=L(J) THEN 1220
1150 IF J=3 OR J=4 THEN 1190
1160 IF J=5 OR J=6 THEN 1210
1170 PRINT"I SMELL A WUMPUS!"
1180 GOTO 1220
1190 PRINT"I FEEL A DRAFT!"
1200 GOTO 1220
1210 PRINT"BATS NEARBY!"
1220 NEXT K
1230 NEXT J
1240 PRINT"YOU ARE IN ROOM ";L(1)
1250 PRINT"TUNNELS LEAD TO ";S(LL,1),S(LL,2),S(LL,3)
1260 PRINT
1270 RETURN
1280 REM CHOOSE OPTION
1290 PRINT"SHOOT OR MOVE? (S-M)";
1300 INPUT I$
1310 IF I$="S" THEN O=1:RETURN
1320 IF I$="M" THEN O=2:RETURN
1330 GOTO 1290
1340 REM ARROW ROUTINE
1350 F=0

```

```

1360 REM PATH OF ARROW
1370 PRINT"NUMBER OF ROOMS? (1-5)";
1380 INPUT J9
1390 IF J9<1 OR J9>5 THEN 1370
1400 FOR K=1TOJ9
1410 PRINT"ROOM NUMBER";
1420 INPUT P(K)
1430 IF K<=2 THEN 1470
1440 IF P(K) <> P(K-2) THEN 1470
1450 PRINT":?"ARROWS ARE NOT SUPER MAGIC!--BE REALISTIC (RE-ENTER)";
1460 PRINT:GOTO 1410
1470 NEXT K
1480 REM SHOOT ARROW
1490 LL=L(1)
1500 FOR K=1TOJ9
1510 FOR K1=1TO3
1520 IF S(LL,K1)=P(K) THEN 1600
1530 NEXT K1
1540 REM NO TUNNEL FOR ARROW
1550 LL=S(L,RND(3))
1560 GOTO 1690
1570 NEXT K
1580 PRINT"MISSED"
1590 LL=L(1)
1600 REM MOVE WUMPUS
1610 GOSUB 1760
1620 REM AMMO CHECK
1630 A=A-1
1640 IF A>0 THEN 1660
1650 F=-1
1660 RETURN
1670 REM SEE IF ARROW IS AT L(1) OR L(2)
1680 LL=P(K)
1690 IF LL <> L(2) THEN 1730
1700 PRINT"AHA! YOU GOT THE WUMPUS!"
1710 F=1
1720 RETURN
1730 IF LL <> L(1) THEN 1570
1740 PRINT"OUCH ! ! ! THE ARROW GOT YOU !"
1750 GOTO 1650
1760 REM MOVE WUMPUS ROUTINE
1770 K=RND(4)
1780 IF K=4 THEN 1800
1790 L(2)=S(L(2),K)
1800 IF L(2)<LL THEN 1830
1810 PRINT"WUMPUS GOT YA ! ! ! TURKEY ! ! !"

```

```

1820 F=-1
1830 RETURN
1840 REM MOVE ROUTINE
1850 F=0
1860 PRINT"OKAY, WHERE TO NOW";
1870 INPUT LL
1880 IF LL<1 OR LL>20 THEN 1860
1890 FOR K=1 TO 3
1900 REM CHECK IF LEGAL MOVE
1910 IF S(L<1>,K)=LL THEN 1970
1920 NEXT K
1930 IF LL=L<1> THEN 1970
1940 PRINT"ARE YOU FOR REAL, THAT'S NOT POSSIBLE":PRINT
1950 GOTO 1860
1960 REM CHECK FOR HAZARDS
1970 L<1>=LL
1980 REM WUMPUS
1990 IF L<1>=2 THEN 2060
2000 PRINT"TURKEY! YOU BUMPED INTO A WUMPUS !!"
2010 REM MOVE WUMPUS
2020 GOSUB 1770
2030 IF F=0 THEN 2060
2040 RETURN
2050 REM PIT
2060 IF L<1>=3 AND L<1>=4 THEN 2110
2070 PRINT"A PIT !!! CHINA, HERE YOU COME ! ! ! !"
2080 F=-1
2090 RETURN
2100 REM BATS
2110 IF L<1>=5 AND L<1>=6 THEN 2150
2120 PRINT"SUPER-BATS !!! GOOD LUCK !!"
2130 LL=RND(20)
2140 GOTO 1970
2150 RETURN
2160 END

```


SUB HUNT

Program Listing

```
10 REM THE GAME OF SUB HUNT
20 REM THE SUB HUNT IS PLAYED
30 REM ON A 10 X 10 GRID WITH
40 REM THE ORIGIN ON THE LEFT
50 REM TOP CORNER.
60 REM THE X AXIS READS FROM
70 REM 1 TO 10 GOING LEFT TO
80 REM RIGHT, THE Y AXIS READS
90 REM FROM 1 TO 10 GOING
100 REM FROM TOP TO BOTTOM, THEREFORE
110 REM COORDINATE 10,10 IS THE RIGHT,
120 REM LOWER CORNER OF THE GRID
130 REM SUBS ARE CRAFTY, WATCH THEM
140 REM CAREFULLY
150 CLS:PRINT
160 PRINTTAB(20)"S U B   H U N T"
170 PRINT:PRINT" WELCOME TO THE GAME OF SUB HUNT.  THE ENEMY MAY BE"
180 PRINT"LURKING ANYWHERE WITHIN THE GRID.  TO COMPLICATE FINDING"
190 PRINT"IT AND DESTROYING IT WITH DEPTH CHARGES, THE SUB CAN ALSO"
200 PRINT"DIVE.  DEPTH CHARGES MAY BE DROPPED ANYWHERE ON THE GRID."
210 PRINT"BUT THEY ARE NOT EFFECTIVE UNLESS THEY HAVE BEEN SET"
220 PRINT"FOR THE RIGHT DEPTH.
230 PRINT" SINCE THE SUB CAN DIVE TO THE SEA BOTTOM, DEPTH CHARGES"
240 PRINT"MAY ALSO BE SET FOR THIS DEPTH.  10 IS THE SEA BOTTOM,"
250 PRINT"WHILE 1 IS THE SURFACE OF THE SEA.  THE SUB'S POSITION"
260 PRINT"WILL BE UPDATED AFTER EACH MOVE, AS IT WAITS TO SEE WHAT"
270 PRINT"YOUR MOVE IS.  THE SUB, BEING NUCLEAR POWERED, CAN STAY"
280 PRINT"AT ANY DEPTH FOR ANY PERIOD OF TIME. "
290 PRINT:PRINT"PRESS ENTER TO CONTINUE":INPUT A$
300 CLS:PRINT:PRINT"  TO DESTROY THE SUB, YOU MUST DROP THE DEPTH CHARGE"
310 PRINT"NOT ONLY AT THE RIGHT COORDINATES, BUT IT MUST BE FUSED"
320 PRINT"FOR THE RIGHT DEPTH.  IF NOT YOU HAVE WASTED A DEPTH CHARGE. "
330 PRINT" YOU HAVE A DISADVANTAGE AND AN ADVANTAGE OVER THE SUB. "
340 PRINT"THE DISADVANTAGE IS YOU'RE LIMITED TO THE NUMBER OF DEPTH"
350 PRINT"CHARGES YOU HAVE (AT LEAST 16).  THE ADVANTAGE IS THAT THE"
360 PRINT"SUB CAN ONLY MOVE ONE SQUARE AT A TIME, AND ALSO IT CAN"
370 PRINT"MOVE UP OR DOWN ONE COORDINATE AT A TIME. "
380 PRINT:PRINT"GOOD LUCK, COMMANDER - PRESS ENTER TO BEGIN":INPUT A$
390 RANDOM
400 REM
410 REM AMOUNT OF DEPTH CHARGES
420 C1=RND*(11)+15
```

```

430 CLS:PRINT:PRINT"YOU, COMMANDER ARE AT COORDINATES 1,1"
440 PRINT
450 REM SET UP POSITION FOR SUB
460 A=RND(10):B=RND(10):D=RND(10)
470 REM A IS THE X AXIS
480 REM B IS THE Y AXIS
490 REM D IS THE DEPTH
500 REM SHIP'S STARTING COORDINATES
510 X1=1
520 Y1=1
530 REM GET SHIP'S MOVE
540 PRINT
550 PRINT"COMMANDER, WHERE DO WE SAIL FOR?"
560 INPUT X,Y
570 REM TEST THAT X,Y ARE NOT OUT OF BOUNDS
580 IF X<0 AND X<11 AND Y<0 AND Y<11 THEN 600
590 PRINT:PRINT"COMMANDER, STAY WITHIN THE GRID" GOTO 550
600 X1=X
610 Y1=Y
620 PRINT
630 PRINT"COMMANDER, WHAT SETTING FOR DEPTH CHARGES?"
640 PRINT"A SETTING OF 0 RELEASES NO CHARGES";
650 INPUT C
660 IF C=0 THEN 710
670 IF C>0 AND C<11 THEN 830
680 PRINT"COMMANDER, THE SUB IS IN THE WATER. "
690 PRINT"NEITHER ABOVE THE SURFACE, NOR BELOW THE BOTTOM. "
700 GOTO 620
710 PRINT
720 PRINT"THE SUB IS AT COORDINATES:"
730 PRINT"X =";A;"Y =";B;"DEPTH =";D
740 REM NEW SUB POSITION
750 A1=RND(3)-2:B1=RND(3)-2:D1=RND(3)-2
760 A=A+A1:IF A < 1 THEN A=2
770 IF A>10 THEN A=9
780 B=B+B1:IF B < 1 THEN B=2
790 IF B>10 THEN B=9
800 D=D+D1:IF D<1 THEN D=2
810 IF D>10 THEN D=9
820 GOTO 540
830 IF X=A AND Y=B AND C=D THEN 920
840 PRINT:PRINT"SORRY, COMMANDER, YOU MISSED"
850 C1=C1-1:IF C1>0 THEN 710
860 PRINT"SORRY, COMMANDER, NO MORE DEPTH CHARGES. "
870 PRINT"BETTER LUCK NEXT TIME. ":PRINT
880 PRINT"WOULD YOU LIKE TO PLAY AGAIN (YES - NO)":INPUT A$

```

```
890 IF A$="YES" THEN 400
900 PRINT:PRINT"THE COMPUTER KNEW YOU WERE A LANDLUBBER !!!"
910 END
920 PRINT
930 PRINT"NELSON WOULD BE PROUD OF YOU"
940 PRINT"YOU GOT THE SUB !!"
950 PRINT"YOU STILL HAVE "/>
```

SINK THE BISMARCK

Program Listing

```
10 RANDOM
20 REM ESTABLISH DISTANCE AT START OF GAME
30 D=1000+RND(2000)
40 REM NUMBER OF SHOTS FOR ENEMY
50 S=RND(25)+20
60 REM YOUR SHOTS
70 S1=RND(25)+20
80 V=0
90 E=0
100 CLS:PRINT:PRINTTAB(20)"DESTROYER"
110 PRINTTAB(20)"-----":PRINT:PRINT
120 PRINT"THIS IS THE GAME OF DESTROYER. BOTH YOUR VESSEL AND THAT"
130 PRINT"OF THE ENEMY HAVE HIGH EXPLOSIVE SHELLS. YOUR MISSION"
140 PRINT"IS TO SINK THE ENEMY VESSEL BEFORE IT CAN SINK YOU.":PRINT
150 PRINT"THE NUMBER OF SHELLS FOR BOTH YOU AND THE ENEMY ARE"
160 PRINT"RANDOM, BUT BOTH SHIPS HAVE AT LEAST 21.":PRINT
170 PRINT"WITH EACH TURN, YOU MAY MOVE OR SHOOT. NOTE THAT SHELLS"
180 PRINT"ARE LESS EFFECTIVE THE FURTHER APART YOU ARE.":PRINT
190 INPUT"PRESS ENTER TO BEGIN";A#
200 CLS
210 PRINT:PRINT"THE PRESENT DISTANCE IS NOW";D
220 PRINT:PRINT"WHAT IS YOUR COMMAND - MOVE OR SHOOT (<'M' OR '<'S')";
230 INPUT C#:IF C#="M" THEN 260
240 IF C#="S" THEN 920
250 PRINT:PRINT"YOU MUST ENTER '<'M' OR '<'S')";GOTO230
260 PRINT:PRINT"HOW FAR (<'-' = TOWARD, '<'+' = AWAY)";
270 INPUTD1
280 IF SGN(D1)=1 OR ABS(D1)<D THEN 240
290 FOR I=1 TO 5:CLS:FOR I1=1 TO 100:NEXT I1::PRINTCHR$(22)::PRINT:PRINTTAB
(10)"COLLISION !"
300 FOR J=1 TO 100:NEXT J
310 NEXT I
320 CLS:PRINT:PRINT:PRINT"BOTH SHIPS ARE GOING DOWN ! ! !"
330 FOR I=1 TO 500:NEXT I:GOTO 830
340 D=D+D1
350 REM GET ENEMY SHOT
360 FOR I=1 TO 1000:NEXT I
370 S=S-1
380 IF S<0 THEN 700
390 REM Q IS TEMPORARY VARIABLE
400 Q=ABS(RND(10)-INT(D/400))
410 V=V+Q
420 Q=INT(V/10)
```

```

430 ON @ GOTO 490,520,540,570,590,610,630,660,680,800
440 GOTO 460
450 FOR I=1 TO 500:NEXT I
460 PRINT:PRINT"THE ENEMY HAS NOW ONLY";S;"SHELLS LEFT"
470 PRINT"YOUR SHIP HAS";S1;"SHELLS LEFT"
480 GOTO 210
490 PRINT:PRINT"CAUTION, YOU'RE TAKING ON WATER"
500 PRINT"NO SERIOUS DAMAGE YET"
510 GOTO 450
520 PRINT:PRINT"THERE ARE A FEW SMALL FIRES,"
530 PRINT"BUT THEY ARE UNDER CONTROL" GOTO 450
540 PRINT:PRINT"YOU ARE LISTING TO PORT 5 DEGREES."
550 PRINT"WATER LEVEL IS STILL NOT DANGEROUS."
560 PRINT"CAUTION -- FIRES ARE SPREADING!" GOTO 450
570 PRINT:PRINT"ENGINES ARE OVERHEATING AND THE BILGE PUMPS"
580 PRINT"ARE ACTING UP -- TAKING ON A LOT OF WATER NOW" GOTO 450
590 PRINT:PRINT"MOST OF YOUR CREW IS SERIOUSLY HURT."
600 PRINT"THE FIRES ARE APPROACHING THE AMMO MAGAZINES." GOTO 450
610 PRINT:PRINT"THE LIFE BOATS ARE BEING REACHED " SPOKE FALLS NOSE"
620 PRINT"OF THE CORRIDORS. BILGE PUMPS ARE NEAR FAILURE." GOTO 450
630 PRINT:PRINT"YOUR CREW IS ABANDONING SHIP. BILGE PUMPS ARE"
640 PRINT"COMPLETELY GONE. ONE ENGINE HAS BURNED OUT."
650 GOTO 450
660 PRINT:PRINT"THE ENTIRE SHIP IS BURNING AND IS"
670 PRINT"LISTING BADLY TO PORT." GOTO 450
680 PRINT:PRINT"SHE'S GOING UNDER, CAPTAIN. YOU MAY GET"
690 PRINT"IN ONE OR TWO LAST SHOTS." GOTO 450
700 CLS:FOR I=1 TO 500:NEXT I:PRINT:PRINT"THE ENEMY IS RETREATING ! ! !"
710 PRINT"YOU HAVE WON THE BATTLE ! ! "
720 PRINT:PRINT"YOU STILL HAD";S1;"SHELLS LEFT, CAPTAIN"
730 PRINT:PRINT"SINCE YOU ARE SUCH A GREAT CAPTAIN, THE COMPUTER"
740 PRINT"WANTS TO KNOW IF YOU WANT TO FIGHT AGAIN (YES OR NO)";
750 INPUT L$:IF L$="YES" THEN 30
760 PRINT:PRINT"OKAY, QUIT WHILE YOU'RE AHEAD"
770 PRINT:PRINT"THE COMPUTER SAYS: ";CHR$(34);"GOOD-BYE";CHR$(34)
780 PRINT:PRINT"THE ENEMY SAYS: ";CHR$(34);"THANK GOODNESS!!";CHR$(34)
790 END
800 PRINT:PRINT"YOU'D BETTER GET INTO THE LIFEBOAT !"
810 PRINT"HURRY, CAPTAIN! IF YOU'RE GOING TO MAKE IT!!"
820 FOR I=1 TO 1000:NEXT I
830 PRINT:PRINT"YOU LOST THIS TIME--DO YOU WANT"
840 PRINT"TO TRY AGAIN, CAPTAIN (YES OR NO)";
850 INPUT L$:IF L$="YES" THEN 800
860 PRINT:PRINT"HAD ENOUGH, HUH?"
870 END
880 PRINT:PRINT"GOOD! THE COMPUTER IS HAPPY TO SEE YOU HAVE"

```

```

_90 PRINT"FIGHTING SPIRIT"
900 FOR I=1 TO 1500:NEXT I
910 GOTO 30
_20 IF S1>0 THEN S1=S1-1.GOTO 960
930 CLS:PRINT:PRINT"SORRY, CAPTAIN, YOU HAVE NO MORE SHELLS. "
940 PRINT"BETTER RETREAT TO PORT. BETTER LUCK NEXT TIME. "
_50 GOTO 830
960 REM Q IS A TEMPORARY VARIABLE
970 Q=ABS(RND(10))-INT(D/400))
_80 E=E+Q
990 Q=INT(E/10)
1000 ON Q GOTO 1070,1090,1110,1140,1160,1180,1200,1230,1250,1040
_210 CLS:PRINT:PRINT"THE ENEMY IS TAKING ON WATER. "
1020 PRINT"THERE SEEMS TO BE SOME SMOKE. "
1030 GOTO 350
_240 CLS:PRINT:PRINT"CONGRADULATIONS, CAPTAIN, YOU HAVE SUNK THE"
1050 PRINT"ENEMY SHIP ! ! "
1060 GOTO 720
_270 CLS:PRINT"THE ENEMY SHIP IS LOSING GROUND. "
1080 PRINT"ALREADY THERE ARE SMALL FIRES. ":GOTO 350
1090 CLS:PRINT:PRINT"LOOKS LIKE SOME OF THE ENEMY'S CREW"
_300 PRINT"IS TAKING TO THE LIFE BOATS, CAPTAIN.":GOTO 350
1110 CLS:PRINT:PRINT"CAPTAIN, THE RADIO ROOM HAS PICKED UP A TRANSMISSION"
1120 PRINT"FROM THE ENEMY--THEY ARE TAKING ON WATER. "
_330 GOTO 350
1140 CLS:PRINT:PRINT"THE FIRES ON THE ENEMY SHIP SEEM TO BE"
1150 PRINT"SPREADING, CAPTAIN. ":GOTO 350
_360 CLS:PRINT:PRINT"THE ENEMY SHIP IS STARTING TO LIST, CAPTAIN. "
1170 PRINT"HER BILGES MUST BE OUT!":GOTO 350
1180 CLS:PRINT:PRINT"THE ENEMY SHIP IS LISTING BADLY--SHE CAN'T"
_390 PRINT"LAST MUCH LONGER. KEEP IT UP, CAPTAIN. ":GOTO 350
1200 CLS:PRINT:PRINT"THE ENEMY'S ENGINES MUST BE OUT, CAPTAIN. "
1210 PRINT"SHE'S NOT MANUEVERING, BUT SHE'S STILL FIRING AT US. "
_420 GOTO 350
1230 CLS:PRINT:PRINT"IT LOOKS LIKE THE ENEMY IS ABANDONING SHIP. "
1240 PRINT"POUR IT ON, CAPTAIN. ":GOTO 350
_450 CLS:PRINT:PRINT"SHE'S GOING DOWN, CAPTAIN. I THINK THE"
1260 PRINT"ENEMY HAS HAD IT THIS TIME. ":GOTO 350

```

MOUSE HUNT

Program Listing

```
100 REM CHANGE A MOUSE
150 CLS:PRINT:PRINT
200 PRINT"THIS PROGRAM ALLOWS YOU TO GO ON A MOUSE HUNT"
300 PRINT"FOR A VERY OBNOXIOUS MOUSE. "
400 PRINT"THE MOUSE TRIES TO DODGE YOU BY HOPPING"
500 PRINT"RANDOMLY. "
600 PRINT"YOU CAN CATCH IT BY BEING WHERE THE MOUSE LANDS. "
700 PRINT"YOU CAN CHANGE DIRECTION, TOO. "
800 PRINT:RANDOM
900 T=RND(100)+100
1100 PRINT"YOU HAVE TO GET WITHIN";T;"FEET OF THE MOUSE TO 'KETCH' IT. "
1200 T=T*T
1300 REM SET UP THE LOCATIONS AND SPEEDS
1400 REM TO "KETCH" THE MOUSE
1500 REM YOU ARE THE FOX
1600 R1=RND(10)*10+50
1700 R2=(INT(RND(0)*2+.5)+1)*R1
1800 K1=RND(0)
1900 K2=RND(0)
2000 IF K1>.5 THEN 2300
2100 K1=-1
2200 GOTO 2400
2300 K1=1
2400 IF K2>.5 THEN 2700
2500 K2=1
2600 GOTO 2800
2700 K2=-1
2800 Q1=RND(400)+100
2900 Q1=Q1*K1
3000 Q2=RND(400)+100
3100 Q2=Q2*K2
3200 IF Q2=0 OR Q1=0 THEN 1800
3300 Q3=0:Q4=0
3400 PRINT:INPUT"PRESS ENTER TO BEGIN";A$
3500 CLS:PRINT:PRINT"HOP SIZES", "DA MOUSE";R1, "YOUSE";R2
3600 PRINT
3700 PRINT"THE COMPUTER SAYS: I WISH YOU GREAT FORTUNE IN YOUR ENDEAVOR"
3800 PRINT"FROM THE MOUSE: DROP DEAD - TURKEY"
3900 PRINT"FROM THE COMPUTER: KEEP IT CLEAN, BOYS"
4000 PRINT
4100 P1=3.14159254/100
4200 K3=1
4300 Z1=(Q3-Q1)*(Q3-Q1)+(Q4-Q2)*(Q4-Q2)
4400 REM
4500 REM PRINT A CYCLE
```

```

4600 REM
4700 PRINT
4800 PRINT"TRY #",K3
4900 PRINT"THE MOUSE IS";50R(Z1);"FEET AWAY"
5000 PRINT"AT LOCATION ";Q1;" BY ";Q2
5100 D1=RND(359)
5200 IF Z1<=T THEN 5400
5300 PRINT"AND TOOK OFF AT AN ANGLE OF ";D1;"DEGREES"
5400 PRINT"YOU ARE AT LOCATION ";Q3;" BY ";Q4
5500 IF Z1>2*T THEN 6200
5700 IF Z1>T THEN 6400
5750 CLS:PRINT:PRINT
5800 PRINT"SPLAT !!!"
5900 PRINT"YOU GOT IT !!!"
6000 PRINT"BOY, WHAT A MESS - SQUASHED MOUSE EVERYWHERE"
6100 GOTO 8800
6200 PRINT"OWWW THAT HURTS - YOU'RE NOT EVEN CLOSE"
6300 GOTO 6500
6400 PRINT"MISSED AGAIN - BUT PRETTY CLOSE"
6500 PRINT"WHAT DIRECTION DO YOU WISH TO JUMP";
6600 INPUT D2
6700 IF D2=0 AND D2<=360 THEN 7000
6800 PRINT"BETWEEN 0 AND 360 DEGREES ONLY"
6900 GOTO 6500
7000 Q5=R1*CO5(D1*P1)/100
7100 Q6=R1*SIN(D1*P1)/100
7200 Q7=R2*CO5(D2*P1)/100
7300 Q8=R2*SIN(D2*P1)/100
7400 C1=Z1
7500 C2=Z1
7600 FOR I=1 TO 100
7700 Q1=Q1+Q5
7800 Q2=Q2+Q6
7900 Q3=Q3+Q7
8000 Q4=Q4+Q8
8100 C2=(Q3-Q1)*(Q3-Q1)+(Q4-Q2)*(Q4-Q2)
8200 IF C2>C1 THEN 8400
8300 C1=C2
8400 NEXT
8500 IF C1<=T THEN 5750
8600 K3=K3+1
8700 GOTO 4300
8800 PRINT"YOU TOOK";K3;"TRIES TO 'KETCH(UP)' THE MOUSE"
8900 PRINT"WANT TO TRY AGAIN? (YES/NO)";
9000 INPUT A$
9100 IF A$="YES" THEN 900
9200 IF A$<>"NO" THEN 8900
9300 END

```


CAPTURE THE ALIEN

Program Listing

```
10 REM LETS CAPTURE AN ENEMY VESSEL
20 REM INSTEAD OF DESTROYING HIM
30 RANDOM:CLS
40 DIM Q(10,10)
50 PRINT:PRINT"ENTER YOUR NAME FOR THE LOG, SIR":INPUTA$
60 S=25
70 PRINT:PRINT"DO YOU WANT INSTRUCTIONS, COMMANDER ";A$;:INPUTC$
80 IF C$<>"YES" THEN 200
90 CLS:PRINT:PRINT"YOU MISSION, COMMANDER ";A$; ", IS TO CAPTURE AN"
100 PRINT"ENEMY BATTLE CRUISER. YOU MUST NOT DESTROY THE ENEMY --"
110 PRINT"YOU MUST TAKE HIM ALIVE. TO EFFECT CAPTURE, YOU MUST"
120 PRINT"DESTROY ALL OF THE REGIONS SURROUNDING THE ENEMY VESSEL. "
130 PRINT"THE ONBOARD COMPUTER WILL KEEP YOU UP-TO-DATE ON THE"
140 PRINT"ENEMY'S LAST POSITION. "
150 PRINT:PRINT"THESE IS ALSO A PROTECTED AREA USING THE AREAS WHERE"
160 PRINT"X = 0 OR Y = 0, SO THAT THE ALIEN HAS A CHANCE. IF YOU"
170 PRINT"FIRE INTO THIS REGION, IT IS THE SAME AS FIRING INTO A"
180 PRINT"PREVIOUSLY DESTROYED AREA. ":PRINT:PRINT"GOOD LUCK, COMMANDER. "
190 PRINT:INPUT"PRESS ENTER TO BEGIN":B$
200 CLS:PRINT:PRINT"COMMANDER ";A$; ", YOU HAVE 25 SHOTS. "
210 FOR X=0TO10
220 FOR Y=0TO10
230 Q(Y,X)=0:Q(0,X)=-1:Q(Y,0)=-1
240 Q(10,X)=-1:Q(Y,10)=-1
250 NEXT Y,X
260 X=RND(10)-1:Y=RND(10)-1
270 PRINT:PRINT"ENEMY'S LAST KNOWN POSITION -- SECTOR";X; ", ";Y
280 IF S<=0THEN740
290 C=X
300 A=RND(3)-2:X=X+A:IF X<0 OR X>9 THEN X=C:GOTO 290
310 D=Y
320 A=RND(3)-2:Y=Y+A:IF Y<0 OR Y>9 THEN Y=D:GOTO 310
330 IF Q(Y,X)=-1 THEN X=C:Y=D:GOTO290
340 IF X=C AND D=Y THEN 290
350 PRINT:PRINT"    0  1  2  3  4  5  6  7  8  9"
360 FOR A=0TO9
370 PRINTA;
380 FOR B=0TO9
390 IF Q(A,B)=0 THEN PRINT"  *"; ELSE PRINT"  ";
400 NEXT B
410 IF A=4 THEN PRINTTAB(40)"LAST KNOWN POSITION";
420 IF A=5 THEN PRINTTAB(42)"SECTOR";C; ", ";D;
430 PRINT
```

```

440 NEXT A
450 A=RND(10):IF A<4 THEN 520
460 PRINT"COMMANDER ";A$;" YOU HAVE BEEN ATTACKED"
470 PRINT"ENERGY USED TO REPLENISH SHIELDS. "
480 S=S-1
490 IF S<=0 THEN 740
500 PRINT"ONLY";S;" SHOTS REMAINING"
510 GOTO 580
520 A=RND(10):IF A<9 THEN 580
530 A=RND(10)-1:B=RND(10)-1
540 IF A=X AND B=Y THEN 530
550 IF Q(B,A)=-1 THEN 530
560 Q(B,A)=-1
570 PRINT"NOVA IS SECTOR";A;" ";B
580 PRINT:PRINT"ENTER YOU PHASER SHOT (X,Y)";
590 INPUT A,B
600 IF A>9 OR B>9 THEN 580
610 S=S-1
620 IF A=X AND B=Y THEN 770
630 IF Q(B,A)=-1 THEN 820
640 Q(B,A)=-1
650 FOR A=X-1 TO X+1
660 FOR B=Y-1 TO Y+1
670 IF A=X AND B=Y THEN 690
680 IF Q(B,A)=-1 THEN 270
690 NEXT B,A
700 PRINT"GOOD SHOW, COMMANDER ";A$;" --
710 PRINT"YOU HAVE CAPTURED THE ALIEN ENEMY AND YOU STILL "
720 PRINT"HAVE";S;" SHOTS REMAINING. "
730 END
740 PRINT"COMMANDER ";A$
750 PRINT"YOU HAVE NO MORE ENERGY FOR PHASERS. "
760 GOTO 800
770 PRINT"COMMANDER ";A$
780 PRINT"DID YOU EVER BLOW IT THIS TIME"
790 PRINT"YOU ZAPPED THE ALIEN ! ! ! ! ! "
800 PRINT"WELL, BETTER LUCK NEXT TIME. "
810 END
820 PRINT"COMMANDER ";A$
830 PRINT"GOOD SHOT! YOU FIRED AT A PREVIOUSLY DESTROYED AREA!"
840 PRINT"TURKEY!"
850 GOTO 270

```

STAR WARP

Program Listing

```
10 REM SPACE
20 RANDOM
30 CLS
40 DIM N$(5), O$(21), Z$(21), L$(8), R$(4), K$(3), T$(5)
50 FOR I=1TO8:READL$(I):NEXT
60 DATA GAMMA 7, ALPHA CENTAURI, SIRIUS 12, BETEGEUSE 7, SOL 3, ANTARES 9, ALDERBRAN, ANDROMEDA
70 FORI=1TO5:READN$(I):NEXT
80 DATA ENTERPRISE, EXCALIBUR, DEFIANT, EXETER, ENTERPRISE
90 FORI=1TO3:READO$(I):NEXT
100 DATA KLINGON, ROMULAN, ALIEN
110 FORI=1TO4:READR$(I):NEXT
120 DATA CTHULU, GUARK, CLIXNIP, XOTOP
130 FORI=1TO5:READT$(I):NEXT
140 DATA KLEEK, RYJKA, DYSNIP, JOJLN, TWEEL
150 FORI=1TO21:READZ$(I):NEXT
160 DATA RANGE AND BEARING OF THE ENEMY
170 DATA FIRE FORWARD PHASER BANK
180 DATA FIRE REAR PHASER BANK
190 DATA FIRE FORWARD PHOTON TORPEDOES
200 DATA FIRE REAR PHOTON TORPEDOES
210 DATA LAUNCH ANTI-MATTER PROBE
220 DATA COME UP ON THE ENEMY VESSEL
230 DATA RETREAT FROM THE ENEMY
240 DATA APPROACH ENEMY AT WARP SPEED
250 DATA RETREAT AT TOP WARP SPEED
260 DATA "USE OPTIMUM SHIELD DEPLOYMENT, MR. SULU"
270 DATA "TURN US ABOUT 180 DEGREES, MR. SULU"
280 DATA "MR. SPOCK, WHAT ARE OUR CHANCES OF A HIT?"
290 DATA "MR. SPOCK, WHAT OPTIONS ARE AVAILABLE?"
300 DATA "MR. SPOCK, FULL DAMAGE REPORT"
310 DATA "LIEUTENANT, OPEN A VOICE CHANNEL TO STAR FLEET"
320 DATA "LET'S WAIT, WHAT WILL THE ENEMY DO NEXT?"
330 DATA ACTIVATE COMPUTER DESTRUCT SEQUENCE
340 DATA "LIEUTENANT, OPEN A VOICE CHANNEL TO THE ENEMY."
350 DATA "TURN 90 DEGREES TO PORT, MR. CHEKOV"
360 DATA "TURN 90 DEGREES TO STARBOARD, MR. CHEKOV"
370 FORI=1TO21:READOZ$(I):NEXT
380 DATA RANGE, PHASEF, PHASER, TORPF, TORPR, PROBE, CLOSE, AWAY
390 DATA PURSE, ESCAPE, SHIELDS, ROTATE, CHANCES, COMMANDS
400 DATA DAMAGE, BLUFF, WAIT, SUICIDE, SURRENDER, LVEER, RVEER
410 PRINT:SF=N*(RAND(5))
420 PRINT"SPACE. THE FINAL FRONTIER. . . ."
430 PRINT"THIS IS THE VOYAGE OF THE STARSHIP ",S$,". IT'S FIVE"
440 PRINT"YEAR MISSION. TO EXPLORE STRANGE NEW WORLDS. TO SEEK"
450 PRINT"OUT NEW LIFE AND NEW CIVILIZATIONS. TO BOLDLY GO WHERE"
460 PRINT"NO MAN HAS GONE BEFORE."
470 PRINT:PRINT:PRINT:FORI=1TO1000:NEXT
480 PRINT"VEDMAN ";TAB(10);"SIR, ENTER YOUR NAME FOR THE LOG":INPUT O$
490 PRINT
500 PRINT"SPOCK. ";TAB(10);"YOU ARE IN COMMAND OF THE ";S$,". CAPTAIN ";O$,"."
510 PRINTTAB(10);"DO YOU WISH A LIST OF POSSIBLE COMMANDS, SIR?":INPUT A$
520 IF A$="YES"THEN GOSUB 3079:GOSUB3260
530 PRINT:EA=K*(RAND(3)):F=R*(RAND(4)):U=T*(RAND(5)):D=L*(RAND(8)):Y=50*(RAND(8)-.5)
540 REM
550 PRINTC$;" ";TAB(10);"CAPTAIN'S LOG. STARDATE";INT(RND(10000))/10+2000
560 PRINTTAB(10);"WE ARE PRESENTLY ON COURSE FOR ";D$
570 ON RND(5):GOTO580,600,620,630,640
580 PRINTTAB(10);"TO RESCUE MINERS UNDER ATTACK BY ";E$
590 PRINTTAB(10);"BATTLE CRUISERS. ";GOTO650
600 PRINTTAB(10);"WITH A CARGO OF LITHIUM CRYSTALS TO POWER"
610 PRINTTAB(10);"THE COLONISTS STATION. ";GOTO650
620 PRINTTAB(10);"TO SEARCH FOR NEW MINERALS FOR THE FEDERATION. ";GOTO650
630 PRINTTAB(10);"WITH THE CURE FOR MARTIAN FLU. ";GOTO650
```

```

640 PRINTTAB(10)"FOR OBSERVATION OF A BLACK HOLE."
650 GOSUB3490:PRINT"SULU:";TAB(10)"SIR, I'M PICKING UP A VESSEL ON AN ATTACK"
660 PRINTTAB(10)"VECTOR WITH THE ";S%; "
670 GOSUB3490:PRINT"SPOCK:";TAB(10)"SHIP'S COMPUTER INDICATES THAT IT IS THE"
680 PRINTTAB(10)E%; " VESSEL. ";F%; ". CAPTAIN."
690 PRINTTAB(10)"UNDER COMMAND OF CAPTAIN ";U%; ". "
700 GOSUB3490:PRINTC%; ". ";TAB(10)"SOUND RED ALERT, LIEUTENANT UHURA."
710 GOSUB3490:PRINT"UHURA: AYE, SIR."
720 IFRND(2)=1THENX4="SULU"ELSEX4="CHEKOV"
730 H1=0:H2=0:G=0:X=0:S=0
740 P=0
750 FORI=1T04:Z(I)=100:S(I)=100:NEXT
760 R=1000-RND(100)
770 B=RND(360)-180
780 B1=RND(360)-180
790 GOT0820
800 IF I<7THEN840
810 IF I>12THEN840
820 GOSUB3200
830 GOSUB3490
840 PRINT:PRINTX%; ". ";TAB(10)"WHAT ARE YOUR ORDERS, SIR":INPUTM#
850 PRINT:I=0
860 FORJ=1T021:IFZ*(J)=M#THENI=J
870 NEXT
880 IF I<10I>21THENPRINTX%; ". ";TAB(10)"TROUBLE HEARING YOU, SIR":GOT0840
890 PRINTC%; ". ";TAB(10)O*(I)
900 ONIGOT0820,910,920,930,940,950,960,960,970,970,1500,960,1550,1600,1610,980,2090,1990,2040,3430,3450
910 IFH1<7THEN1060ELSEPRINT"CHEKOV: FORWARD PHASERS ARE DEAD, SIR.":GOT02090
920 IFH1<9THEN1130ELSEPRINT"CHEKOV: READ PHASERS ARE DEAD, SIR.":GOT02090
930 IFH1<9THEN1170ELSEPRINT"CHEKOV: FORWARD PHOTON TORPEDOES ARE DEAD, SIR.":GOT02090
940 IFH1<8THEN1140ELSEPRINT"CHEKOV: REAR PHOTON TORPEDOES ARE DEAD, SIR.":GOT02090
950 IFH1<11THEN1420ELSEPRINT"CHEKOV: PROBE LAUNCHER IS DEAD, SIR.":GOT02090
960 IFH1<14THEN1450ELSEPRINT"SULU: IMPULSE ENGINES ARE DEAD, SIR.":GOT02090
970 IFH1<11THEN1450ELSEPRINT"SULU: WARP DRIVE IS OUT, SIR.":GOT02090
980 IFH2<11THEN990ELSEPRINT"SPOCK: THE ";E%; " HAS NO ENGINES, SIR.":GOT02090
990 IFG=0THENL790
1000 PRINT"SPOCK: I DO NOT THINK THAT THE ";E%; "S WILL BE"
1010 PRINTTAB(10)"FOOLED BY THAT MANUEVER AGAIN, SIR."
1020 GOT02090
1030 IFABS(B)<90THENL1050
1040 PRINT"CHEKOV: WRONG PHASER BANK, CAPTAIN.":GOT02090
1050 PRINT"CHEKOV: PHASERS FIRING, SIR."
1060 R9=R:R9=B:GOSUB3390
1070 IFRND(0)<F8THENL1090
1080 PRINT"CHEKOV: MISSED HIM, SIR.":GOT02090
1090 IFRND(0)<C.2THENL1220
1100 V=5
1110 K=1
1120 FORK1=2T04:IFS(K)=S(K1)THENL1140
1130 K=K1
1140 NEXT
1150 IFS(K)>50THENL170
1160 K=RND(4)
1170 H2=H2+V
1180 PRINT"SPOCK: A HIT ON SHIELD #";K; ". "
1190 IFS(K)=0THENL220
1200 S(K)=S(K)-30+V*(RND(0)+1)
1210 IFS(K)>0THEN2090ELSEPRINTTAB(10)"WHICH IS NOW GONE, SIR.":S(K)=0:GOT02090
1220 V=L:PRINT"CHEKOV: DIRECT HIT, SIR.":GOT01110
1230 PRINT:PRINT"CHEKOV: GOT HIM, SIR."
1240 IFRND(0).5THENL800
1250 GOSUB3490:PRINT"SPOCK: THE ";E%; " VESSEL REMAINS INTACT, CAPTAIN."
1260 GOSUB3490:PRINTC%; ". ";TAB(10)"OPEN A HAILING FREQUENCY, LIEUTENANT."
1270 GOSUB3490:PRINT"UHURA: HAILING FREQUENCY OPEN, SIR."
1280 GOSUB3490:PRINTC%; ". ";TAB(10)"THIS IS CAPTAIN ";C%; " OF THE STARSHIP"
1290 PRINTTAB(10)S%; ". PREPARE TO BEAM OVER SURVIVORS."
1300 IF RND(0).5THENL350
1310 GOSUB3490:PRINTU%; ". ";TAB(10)"I AM AFRAID THAT WILL BE IMPOSSIBLE."
1320 PRINTTAB(10)"CAPTAIN, SINCE I JUST ACTIVATED OUR AUTO-DESTRUCT."

```

1330 FOR I=10T01STEP=1:60SUB3500:PRINTTAB(10),I:NEXT
1340 PRINT:GOTO3020
1350 GOSUB3490:PRINTU\$;" ";TAB(10)"VERY WELL, CAPTAIN, OUR SHIELDS HAVE BEEN LOWERED.":GOTO3220
1360 IFABS(B)<30THENL040ELSEGOTO1050
1370 IF ABS(B)>=90THENL040
1380 R9=R:R9=B:GOSUB3350
1390 IF RND(0)>F9THENL060
1400 IF RND(0)<.25THENL100ELSEGOTO1220
1410 IFABS(B)<30THENL040ELSEGOTO1380
1420 IFX(10)THENL430ELSEPRINT"CHECKOV: WE HAVE NO MORE PROBES, SIR.":GOTO2100
1430 X=X+1:IFRND(0)<.07125THENL440ELSEGOSUB3490:PRINT"SPOCK: PROBE LOST, CAPTAIN.":GOTO2090
1440 GOSUB3490:PRINT"SPOCK: THE PROBE IS HOMING IN ON THE ";F\$;" SIR.":GOTO3020
1450 ON1-6GOTO1460,1470,1480,1490,1500,1530
1460 GOSUB2790:R=ABS(R-Y):GOTO2090
1470 GOSUB2820:R=ABS(R-Y):IFR>5000THEN2700ELSEGOTO2090
1480 GOSUB2830:R=ABS(R+2*Y):GOTO2090
1490 GOSUB2840:R=ABS(R+2*Y):IFR>5000THEN2700ELSEGOTO2090
1500 S=L:FORJ=2T04:IFZ(J)<Z(S)THENL510ELSE\$=J
1510 NEXT
1520 GOSUB2500:PRINT:PRINT"SUUU.":TAB(10)"SHIELD #";S;"IS IN POSITION. SIR.":GOTO0840
1530 B=B+100
1540 IFB<100THEN2090ELSEB=B-360:GOTO2090
1550 GOSUB3490:PRINT"SPOCK: AT RANGE";R;"I WOULD ESTIMATE THE PROBABILITY"
1560 R9=R:R9=B:GOSUB3390:F9=F9+100
1570 PRINTTAB(10)"OF A PHASER HIT AT";F9;" AND THE PROBABILITY"
1580 R9=R:R9=B:GOSUB3350:F9=F9+100
1590 PRINTTAB(10)"OF A PHOTON TORPEDO HIT AT";F9;" ".:GOTO0840
1600 GOSUB2070:GOTO0840
1610 GOSUB2500:PRINT:PRINT"SPOCK: DAMAGES ARE AS FOLLOWS.":PRINT
1620 PRINTTAB(12)"SHIELD #";TAB(25)S\$;TAB(35)F\$
1630 FORI=1T04:PRINTTAB(15)";TAB(25)Z(I);TAB(35)S(I):NEXT
1640 PRINT:PRINTTAB(18)S\$;" DAMAGE "
1650 IFH1/5:STHENL660ELSEPRINT"NONE":GOTO1730
1660 PRINT:PRINTTAB(20)"REAR PHASERS OUT"
1670 IFH1/3THENL700ELSEPRINTTAB(20)"FORWARD PHASERS OUT"
1680 IFH1/3THENL700ELSEPRINTTAB(20)"REAR PHOTON TORPEDOES DEAD"
1690 IFH1/2THENL730ELSEPRINTTAB(20)"FORWARD PHOTON TORPEDOES DEAD"
1700 IFH1/11THENL730ELSEPRINTTAB(20)"PROBE LAUNCHER DESTROYED"
1710 PRINTTAB(20)"WARP DRIVE LOST"
1720 IFH1/14THENL750ELSEPRINTTAB(20)"IMPULSE POWER LOST"
1730 PRINT:PRINTTAB(18)F\$;" DAMAGE "
1740 IFH2/5:STHENL750ELSEPRINT"NONE":PRINT:GOTO0840
1750 PRINT:PRINTTAB(20)"ALL PHASERS DEAD"
1760 IF H2/3THENPRINT:GOTO0840ELSEPRINTTAB(20)"ALL TORPEDOES DEAD"
1770 IFH2/11THENPRINT:GOTO0840ELSEPRINTTAB(20)"WARP DRIVE LOST"
1780 IFH2/14THENPRINT:GOTO0840ELSEPRINTTAB(20)"IMPULSE ENGINES OUT":PRINT:GOTO0840
1790 PRINTTAB(10)"USE CODE 2."
1800 GOSUB3490:PRINT"UHURA: BUT, SIR, THE ";E\$;"5 BROKE CODE 2 YESTERDAY, SIR."
1810 GOSUB3490:PRINTC\$;" ";TAB(10)"CODE 2, LIEUTENANT, IMMEDIATELY!"
1820 GOSUB3490:PRINT"UHURA: AYE, AYE, SIR. GO AHEAD, SIR."
1830 GOSUB3490:PRINTC\$;" ";TAB(10)"THIS IS CAPTAIN ";C\$;" OF THE STARSHIP ";S\$;"."
1840 GOSUB3500:PRINTTAB(10)"WE ARE UNDER ATTACK BY THE ";E\$;" SHIP ";F\$;
1850 GOSUB3500:PRINTTAB(10)"AND, IN ORDER TO PREVENT THIS SHIP FROM FALLING"
1860 GOSUB3500:PRINTTAB(10)"INTO ENEMY HANDS, WE ARE ACTIVATING THE CARBONITE"
1870 GOSUB3500:PRINTTAB(10)"DEVICE. SINCE THIS WILL RESULT IN THE COMPLETE"
1880 GOSUB3500:PRINTTAB(10)"ANNIHILATION OF ALL MATTER WITHIN A RANGE OF 5000"
1890 GOSUB3500:PRINTTAB(10)"MEGAMETERS, ALL VESSELS SHOULD BE WARNED TO STAY"
1900 GOSUB3500:PRINTTAB(10)"CLEAR OF THIS AREA FOR THE NEXT";RND(4);
1910 PRINTTAB(10)"SOLAR YEARS."
1920 B=L:IFRND(0)>.2THENL360
1930 GOSUB3490:PRINT"SUUU. THE ";E\$;" IS MOVING AWAY AT WARP 10, SIR."
1940 GOSUB3490:PRINT"SPOCK: THE TACTIC APPEARS TO HAVE BEEN EFFECTIVE, SIR."
1950 PRINTTAB(10)"THE ";E\$;"5 HAVE BEEN REPULSED.":GOTO3220
1960 GOSUB3490:PRINT"SUUU. NO IMMEDIATE CHANGE IN ";E\$;"S COURSE OR SPEED, SIR."
1970 GOSUB3490:PRINT"SPOCK. IT WOULD SEEM THAT THEY HAVE, AS YOU HUMANS"
1980 PRINTTAB(10)"PUT IT, CALLED OUR BLUFF." CAPTAIN.":GOTO2090
1990 GOSUB3490:PRINT"COMPUTER.":FORI=10T01STEP=1:PRINTTAB(90)I:GOSUB3500:PRINT
2000 PRINTTAB(10)"THE ";S\$;" HAS BEEN DESTROYED."
2010 B=RND(200):GOSUB3500:PRINTTAB(10)"RADIUS OF EXPLOSION";B;"MEGAMETERS."
2020 IFD0/3THENPRINTTAB(10)E\$;" VESSEL DESTROYED"ELSEPRINTTAB(10)E\$;" VESSEL REMAINS INTACT."

```

2038 GOT03220
2040 IFE#="BOMULAN"THENPRINT"UHURU: NO ANSWER FROM THE ";F#"; SIR.":GOT02090
2050 GOSUB3490.PRINTC#:"";TAB(10)"THIS IS CAPTAIN ";C#;" OF THE STARSHIP ";S#:".
2060 PRINTTAB(10)"WILL YOU ACCEPT OUR UNCONDITIONAL SURRENDER?"
2070 GOSUB3490.PRINTC#:"";TAB(10)"ON BEHALF OF THE ";E#;" EMPIRE, I ACCEPT YOUR"
2080 PRINTTAB(10)"SURRENDER, PREPARE FOR IMMEDIATE BOARDING." GOT03220
2090 REM ENEMY MOVE
2100 IFH2<9THEN2290
2110 IFH2<11THEN2190
2120 IFH2>13.9THEN2650
2130 IFH1>10.9THEN2700
2140 IFH1>8.9THEN2170
2150 IFR<RND(200) THEN2740
2160 GOSUB2790:R=ABS(R*Y):IFR<5000THEN2700ELSEGOT0920
2170 IFRND(0)<.5THEN2160
2180 GOSUB2820:R=ABS(R*Y):IFR<5000THEN2700ELSEGOT0920
2190 IFH1<7THEN2250
2200 IFH1<9THEN2150
2210 IFH1>10.9THEN2700
2220 IFRND(0)<.5THEN2170
2230 IFRND(0)<.5THEN2250
2240 GOSUB2830:R=ABS(R+2*Y):IFR<5000THEN2700ELSEGOT0920
2250 GOSUB2840:P=ABS(R-2*Y):IFR<5000
2260 IFR<700THEN2250
2270 IFR<200THEN2240
2280 GOT02150
2290 IFH2<6THEN2390
2300 IFH1<7THEN2370
2310 IFR<300THEN2250
2320 IFR<700THEN2240
2330 IFH1>7.9THEN2250
2340 IFINT(ABS(B1/90))>INT(ABS(B/90))THEN2250
2350 IFABS(B1-90)=ABS(B-90)-20THEN2850
2360 IFRND(0)<.5THEN2250ELSEGOT02240
2370 R9=R. B9=B1.GOSUB3350:R9=R. B9=B1.GOSUB3350
2380 IFR<9THEN2250ELSEGOT02210
2390 IFH1<7THEN2450
2400 IFR<150THEN2420
2410 IFRND(0)<.5THEN2100ELSEGOT02250
2420 IFR<400THEN2440
2430 IFABS(B1/30)THEN2800ELSEGOT02100
2440 IFR<700THEN2240ELSEGOT02340
2450 IFR<700THEN2240
2460 R9=R. B9=B1.GOSUB3350:R9=R. B9=B1.GOSUB3350
2470 IFR<9THEN2340
2480 IFH1>6.9THEN2500
2490 IFINT(ABS(B1/90))>INT(ABS(B/90))THEN2250
2500 IFABS(B1-90)=ABS(B-90)-20THEN2800ELSEGOT02250
2510 IFH1<6THEN2640
2520 T=H1-V:IFABS(T-5)<.1THEN2540
2530 IFABS(H1-6.26)>.3THEN2540ELSEPRINT"CHEKOV: REAR PHASERS DEAD, SIR.":GOT02640
2540 IFABS(T-7)<.1THEN2560
2550 IFABS(H1-7.25)>.3THEN2560ELSEPRINT"CHEKOV: FORWARD PHASERS DEAD, SIR.":GOT02640
2560 IFABS(T-8)<.1THEN2580
2570 IFABS(H1-8.25)>.3THEN2580ELSEPRINT"CHEKOV: REAR PHOTON TORPEDOES DEAD, SIR.":GOT02640
2580 IFABS(T-9)<.1THEN2600
2590 IFABS(H1-9.25)>.3THEN2600ELSEPRINT"CHEKOV: FORWARD PHOTON TORPEDOES DEAD, SIR.":GOT02640
2600 IFABS(T-11)<.1THEN2620
2610 IFABS(H1-11.25)>.3THEN2620ELSEPRINT"CHEKOV: PROBE LAUNCHER AND WARP DRIVE GONE, SIR.":GOT02640
2620 IFABS(T-14)<.1THEN2640
2630 IFABS(H1-14.25)>.3THEN2640ELSEPRINT"CHEKOV: IMPULSE ENGINES DEAD, SIR."
2640 RETURN
2650 IFR<0THEN800
2660 P=1.GOSUB3490.PRINT"SPOCK: THE ";E#;" SHIP IS COMPLETELY CRIPPLED, SIR."
2670 PRINTTAB(10)"WILL YOU ALLOW THEM TO SURRENDER":INPUT#;IFA#="YES"THEN1260
2680 PRINT"SPOCK: DO YOU WANT TO DESTROY THE ";F#"; CAPTAIN":INPUT#;IFA#="YES"THEN840ELSEGOT02710
2690 REM LOSS OF CONTACT
2700 GOSUB3490.PRINT"SULU: CONTACT WITH THE ";E#;" VESSEL HAS BEEN LOST, SIR."
2710 GOSUB3490.PRINTC#:"";TAB(10)"RESUME COURSE FOR ";D#"; MR. SULU."
2720 GOSUB3490.PRINT"SULU: AYE, AYE, SIR.":GOT03220

```

```

2738 REM
2749 GOSUB3490:PRINT"SPOCK:  SENSORS INDICATE THAT THE ",F$," IS OVERLOADING"
2750 PRINTTAB(10)"WHAT REMAINS OF ITS ANTI-MATTER PODS, UNDOUBTEDLY"
2760 PRINTTAB(10)"A SUICIDAL MOVE, CAPTAIN.  PODS WILL DETONATE"
2770 PRINTTAB(10)"IN 12 SECONDS...."
2780 GOSUB3490:FORJJ=10T01STEP-1:PRINTTAB(10)JJ:GOSUB3500:NEXTJJ:GOTO3820
2790 R=R-RND(200)
2800 R=RND(360)-180:B1=RND(360)-180:IFR(0)THENR=-R

```

```

2810 RETURN
2820 R=R+RND(200):GOTO2800
2830 R=R-RND(400):GOTO2800
2840 R=R+RND(400):GOTO2800
2850 GOSUB3490:PRINT"SPOCK  THE ",E$," IS FIRING PHOTON TORPEDOES AT US."
2860 R9=R, B9=B1:GOSUB3350:IFRND(0)>F9THENZ010
2870 IFRND(0)<.4THENZ980ELSEGOTO2910
2880 GOSUB3490:PRINT"SPOCK:  THE ",E$," IS FIRING PHASERS AT US, SIR."
2890 R9=R, B9=B1:GOSUB3390:IFRND(0)>F8THENZ010
2900 IFRND(0)<.2THENZ980
2910 V= 5:K=RND(4):IFS=0THENZ900
2920 K=5
2930 PRINTTAB(10)"A HIT ON SHIELD #":K
2940 IFZ(K)=0THENZ970ELSEZ(K)=Z(K)-30+*(RND(0)+.1)
2950 H1=H1+V:GOSUB2510:IFZ(K)=0THEN800
2960 Z(K)=0:PRINTTAB(10)"THAT'S IT FOR SHIELD #":K:"SIR.":GOTO800
2970 GOSUB3490:PRINT"COMPUTER:  THE ",S$," HAS BEEN DESTROYED.":GOTO3220
2980 V=1,K=RND(4):IFS=0THENZ900
2990 K=5
3000 PRINTTAB(10)"A DIRECT HIT ON SHIELD #":K:"SIR.":GOTO2940
3010 PRINTTAB(10)"EVASIVE MANEUVERS WERE EFFECTED, NO DAMAGE.":GOTO800
3020 PRINT:R=RND(200):IFR(0)THENZ050
3030 GOSUB3490:PRINT"COMPUTER:  RADIUS OF EXPLOSION":Q:"MGM."
3040 PRINTTAB(10)S$:" HAS BEEN DESTROYED.":GOTO3220
3050 GOSUB3490:PRINT"SPOCK:  TAB(10)E$:" VESSEL DESTROYED, SIR."
3060 PRINTTAB(10)"RADIUS OF EXPLOSION W$":Q:"MGM.":GOTO3220
3070 PRINT:PRINT"SPOCK:  THE POSSIBLE COMMANDS ARE AS FOLLOWS:"
3080 PRINT:PRINT"CODE      COMMAND      CODE      COMMAND"
3090 PRINT"RANGE      RANGE/BEARING      PHASEF      FORWARD PHASERS"
3100 PRINT"PHASER      REAR PHASERS      TORPF      FORWARD TORPEDO"
3110 PRINT"TORPR      REAR TORPEDO      PROBE      ANTI-MATTER PROBE"
3120 PRINT"CLOSE      APPROACH (IMPULSE)  RWRV      RETREAT (IMPULSE)"
3130 PRINT"CURSE      APPROACH (WARP)     ESCAPE      RETREAT (WARP)"
3140 PRINT"SHIELDS      OPTIMUM SHIELDS     ROTATE      180 TURN"
3150 PRINT"CHANCES      FIRING CHANCES      COMMANDS     REPEAT COMMANDS"
3160 PRINT"DAMAGE      FULL REPORT        BLUFF      TRY BLUFF"
3170 PRINT"WAIT      ENEMY'S TURN        SUICIDE     SELF-DESTRUCT"
3180 PRINT"LVUER      TURN LEFT          RVEER      TURN RIGHT"
3190 PRINT"SURRENDER":PRINT:PRINT"PRESS ENTER TO CONTINUE":INPUTA:CLS:RETURN
3200 PRINT:PRINT"SPOCK:  TAB(10)F$:" IS AT RANGE":R:"MGM, BEARING":B:
3210 PRINTTAB(10)"DEGREES.":RETURN
3220 PRINT:PRINT"COMPUTER:  DO YOU WISH TO ATTEMPT ANOTHER BATTLE"
3230 PRINTTAB(10)"IN COMMAND OF THE ",S$:"INPUT#; IFA#="YES"THENS40
3240 PRINT:PRINT"COMPUTER:  DO YOU WISH TO CHANGE SHIPS":INPUTA#
3250 IFA#="YES"THENS#N#(RND(5)):GOTO500ELSEGOTO3480
3260 PRINT:PRINT"NOTE WEAPON RANGES ARE:"
3270 PRINT"PHASERS      0-400 MGM (OPTIMUM 200 MGM)"
3280 PRINT"TORPEDOES      200-700 MGM (OPTIMUM 500 MGM)"
3290 PRINT"PROBES      ALL RANGES"PRINT
3300 PRINT"PHASERS ARE MORE DEADLY THAN TORPEDOES, PROBES CAUSE"
3310 PRINT"TOTAL DESTRUCTION, BUT ARE EFFECTIVE ONLY 7 PERCENT"
3320 PRINT"OF THE TIME. TORPEDOES AND PHASERS ARE MORE DEADLY"
3330 PRINT"WHEN THE BEARING OF THE ENEMY IS CLOSE TO 0 OR 180"
3340 PRINT"DEGREES.":PRINT:PRINT"PRESS ENTER TO CONTINUE":INPUTA:CLS:RETURN
3350 F9=0:IFABS(R9-900)>200THENZ380
3360 F9=1-(R9-900)/2/40000:GOSUB3310
3370 F9=F9+SIN(87*(10-INT(ABS(B9-900))/3)
3380 RETURN

```

```
3390 F3=0:IFR3>490THENRETURN
3400 F3=1-(R3-200)2/40000:GOSUB3510
3410 F3=F3*SIN(B7)*(3-INT(ABS(B9/300)))/3
3420 RETURN
3430 IFH1>=14THEN960
3440 B=B*90:GOTO1540
3450 IFH1>=14THEN960
3460 B=B*30:IFB>=0THENB=360-B
3470 GOTO1540
3480 END
3490 PRINT:FORI1=1TO1000:NEXTI1:RETURN
3500 FORI1=1TO500:NEXTI1:RETURN
3510 B7=C:1415926*ABS(90-RES(B9))/130:RETURN
```


BOMB DISPOSAL SQUAD

This is a spiced up version of the original program. There is a flashing "TICK" while the computer waits for your input. The setup procedure also is reduced.

Program Listing

```
10 REM THIS IS THE PROGRAM OF TIME BOMB
20 REM THE BOMB CONSISTS OF 4 STICKS OF
30 REM DYNAMITE AND IS CONNECTED TO A
40 REM DIGITAL CLOCK AND OTHER SENSORS.
50 REM UNFORTUNATELY, YOU CANNOT JUST
60 REM CUT THE WIRES FROM THE CLOCK.
70 REM IF THE WIRES ARE NOT CUT ACCORDING
80 REM TO SEQUENCE, BANG! YOU BLOW UP.
90 RANDOM:CLS:PRINTTAB(20)"TIME BOMB"
100 PRINTTAB(20)"-----"
110 PRINT:PRINT"THE TIME BOMB IS SET TO EXPLODE AFTER 6 MOVES. YOU"
120 PRINT"MUST DEFUSE THE BOMB BEFORE THEN, OR ELSE THE RESULTING"
130 PRINT"EXPLOSION WILL GET YOU !!!":PRINT
140 PRINT"THERE ARE 10 WIRES LABELED 1 TO 10, 2 OF THESE WIRES WILL"
150 PRINT"CAUSE IMMEDIATE EXPLOSION IF CUT !!":PRINT
160 PRINT"OF THE REMAINING 8 WIRES, 4 ARE NOT CONNECTED TO ANY"
170 PRINT"SENSOR, INCLUDING THE CLOCK. THE BOMB MAKER PLANTS"
180 PRINT"THESE FALSE WIRES, JUST TO GIVE YOU A HARD TIME IN"
190 PRINT"DEFUSING THE BOMB. ":PRINT
200 INPUT"PRESS ENTER WHEN READY TO BEGIN";A$
210 CLS
220 REM THE WIRES ARE
230 F=4
240 FOR I=1TO10:W(I)=2:NEXT
250 REM SET TWO WIRES TO CAUSE EXPLOSION
260 FOR I=1 TO 2
270 J=RND(10):IF W(J)<>2 THEN 270
280 W(J)=3:NEXT
290 REM SET UP HARMLESS WIRES
300 FOR I=1 TO 4
310 J=RND(10):IF W(J)<>2 THEN 310
320 W(J)=1:NEXT
330 REM THE REST ARE LIVE
340 M=0
350 M=M+1:IF M<6 THEN 600
360 CLS:PRINT:PRINT"THE BOMB IS ";
370 IF M=1 THEN PRINT"TICKING AWAY" ELSE PRINT"STILL TICKING"
380 PRINT:PRINT"WHICH WIRE TO CUT?";:P=POS(0)
```

```

390 L=0:A$=" ":J=1
400 IF A$=" " THEN A$="TICK !" ELSE A$=" "
410 PRINT@91,A$:CHR$(30):I=0
420 I=I+1:IF I>50 THEN 400
430 L$(J)=INKEY$:IF L$(J) = "" THEN 420
440 IF L$(J)=CHR$(8) THEN J=J-1:PRINT@193+P,CHR$(8):P=P-1:GOTO 420
450 IF L$(J)=CHR$(13) THEN PRINT@193+P,CHR$(13):GOTO 470
460 PRINT@193+P,L$(J):J=J+1:P=P+1:GOTO 420
470 P$="":FOR I=1 TO J:P$=P$+L$(I):NEXT I
480 L=VAL(P$):IF L<1 OR L>10 THEN 510
490 IF W(L)>0 THEN 530
500 PRINT:PRINT"SORRY THAT'S BEEN USED":FOR I=1 TO 1000:NEXT I:GOTO 360
510 PRINT:PRINT"TRY PICKING A NUMBER FROM 1 TO 10 THIS TIME"
520 FOR I=1 TO 1000:NEXT I:GOTO 360
530 IF W(L)=3 THEN 680
540 IF W(L)=1 THEN 680
550 W(L)=0:F=F-1
560 IF F=0 THEN 640
570 IF M=6 THEN 680
580 PRINT:PRINT"GOOD SHOW ! NOW ONLY";F;"MORE TO GO."
590 FOR I=1 TO 1500:NEXT:GOTO 350
600 IF M=6 THEN 680
610 W(L)=0:PRINT:PRINT"OH! OH! THAT WAS A HARMLESS ONE"
620 PRINT"STILL";F;"MORE LIVE ONES TO GO !"
630 GOTO 590
640 CLS:PRINT:PRINT"NOW ! WHAT A GREAT JOB !"
650 PRINT:PRINT"YOU SHOULD HAVE BEEN WITH THE BOMB"
660 PRINT"DISPOSAL SQUAD. AND YOU DID IT IN";M;"MOVES."
670 GOTO 720
680 CLS:PRINTCHR$(23):
690 PRINT@520,"BAAA";
700 FOR I=1TO150:NEXT
710 PRINT"RRROOOOOOmmmm !!!"
720 FOR I=1 TO 2000:NEXT
730 CLS:PRINT:PRINT:PRINT"WANT TO TRY ANOTHER BOMB (YES OR NO)";
740 INPUT A$:IF A$="YES" THEN 210
750 PRINT:PRINT"NEVER DID LIKE EXPLOSIONS. DID YA?":PRINT
760 END

```

BIORHYTHM

This program is changed from the original. It will display 13 days starting with the date you specify. Press ENTER to scroll one day at a time. Press the "up-arrow" to scroll the next 13 days. Press "X" to terminate the program.

Program Listing

```
10 CLS
20 Q0=2*3.14159
30 DIM A(12)
40 DIM M$(12)
50 DIM X$(51)
60 INPUT"ENTER YOUR BIRTHDAY (MM, DD, YY)"; M, D, Y
70 INPUT"ENTER TODAY'S DATE (MM, DD, YY)"; M1, D1, Y1
80 IF M > 12 OR M1 > 12 THEN 190
90 Y1 = 1900 + Y1
100 Y = 1900 + Y
110 P=0:Q=0
120 R = Y1 - Y
130 S = R * 365
140 FOR I = 1 TO 12
150 READ A(I), M$(I)
160 NEXT I
170 IF D1 > A(M1) THEN 190
180 IF D <= A(M) THEN 200
190 PRINT"WOULD YOU LIKE TO TRY THAT AGAIN?":RESTORE:GOTO 60
200 IF INT(Y / 4) < Y / 4 THEN 220
210 A(2) = 29
220 FOR J = M TO 12
230 P = P + A(J)
240 NEXT J
250 P = P - D
260 A(2) = 28
270 IF INT(Y1/4) < Y1/4 THEN 290
280 A(2) = 29
290 FOR J = M1 TO 12
300 Q = Q + A(J)
310 NEXT J
320 Q = Q - D1
330 S = S + INT(R / 4) + P - Q
340 PRINT
```

```

350 PRINT "YOU ARE ";S;" DAYS OLD"
360 PRINT
370 PRINT"YOUR BIORHYTHM PROFILE IS:"
380 P=INT(23*(S/23-INT(S/23))+.5)
390 PRINT TAB(5),"PHYSICAL = ";P
400 T = INT(28*(S/28-INT(S/28))+.5)
410 PRINT TAB(5),"EMOTIONAL = ";T
420 E = INT(33*(S/33-INT(S/33))+.5)
430 PRINT TAB(5),"INTELLECTUAL = ";E
440 PRINT
450 PRINT"THE FOLLOWING IS A GRAPH OF YOUR BIORHYTHM. "
460 PRINT"PRESS ENTER TO SCROLL ONE DAY AT A TIME.  PRESS"
470 PRINTCHR$(34);"[";CHR$(34);" TO SEE THE NEXT 12 DAYS. "
480 PRINT"TYPE ";CHR$(34);"X";CHR$(34);" TO STOP. "
490 FOR N = 1 TO 3
500 NEXT N
510 GOSUB 640
520 A$=INKEY$:IF A$="" THEN 520
530 IF A$=CHR$(13) THEN 560
540 IF A$="[" THEN GOSUB 670:GOTO 520
550 IF A$="X" THEN 1070 ELSE GOTO 520
560 REM PRINT 13 LINES
570 GOSUB 600
580 PRINT@960;
590 GOTO 520
600 REM PRINT A LINE
610 GOSUB 710
620 PRINT@0,"P = PHYSICAL   I = INTELLECTUAL       E = EMOTIONAL"
630 RETURN
640 CLS
650 GOSUB 620
660 PRINT
670 FOR II=1 TO 13
680 GOSUB 710
690 NEXT II
700 RETURN
710 PRINT M$(M1);D1;TAB(9);
720 D1=D1+1
730 IF D1 > A(M1) THEN D1 = 1:M1=M1+1
740 IF M1 > 12 THEN M1=1
750 FOR I=1 TO 51
760 X$(I)=" "

```

```

770 NEXT I
780 X$(26)="!"
790 I1=INT(SIN(P/23*00)*25)+26
800 I2=INT(SIN(T/28*00)*25)+26
810 I3=INT(SIN(E/33*00)*25)+26
820 X$(I1)="P"
830 X$(I2)="E"
840 X$(I3)="I"
850 IF I1=I2 OR I1=I3 THEN X$(I1)="*"
860 IF I2=I3 THEN X$(I2)="*"
870 FOR I=1 TO 51
880 PRINT X$(I);
890 NEXT I
900 P=P+1:IF P = 23 THEN P=0
910 E=E+1:IF E = 33 THEN E=0
920 T=T+1:IF T = 28 THEN T=0
930 PRINT
940 RETURN
950 DATA 31, JAN
960 DATA 28, FEB
970 DATA 31, MAR
980 DATA 30, APR
990 DATA 31, MAY
1000 DATA 30, JUN
1010 DATA 31, JUL
1020 DATA 31, AUG
1030 DATA 30, SEP
1040 DATA 31, OCT
1050 DATA 30, NOV
1060 DATA 31, DEC
1070 END

```

LEAP FROG

Program Listing

```
10 REM THIS IS THE GAME OF LEAP FROG
20 REM THERE ARE 5 GREEN FROGS LABELLED
30 REM WITH G'S AND 5 BROWN FROGS
40 REM LABELLED WITH B'S
50 REM THERE IS A SINGLE SPACE LEFT OVER
60 REM AND IT IS IN THE MIDDLE BETWEEN
70 REM THE GREEN AND BROWN FROGS
80 REM TO WIN YOU MUST MOVE ALL THE
90 REM GREEN FROGS TO THE RIGHT SIDE AND ALL
100 REM THE BROWN FROGS TO THE LEFT
110 REM SET UP DIM FOR FROGS
120 DIM A$(12)
130 REM SET UP COUNTER
140 C=0
150 FOR I=1TO5:A$(I)="G":NEXT
160 FOR I=7TO11:A$(I)="B":NEXT
170 A$(6)=" "
180 CLS:PRINT:PRINT
190 PRINT"THE GAME OF LEAP FROG"
200 PRINT"-----"
210 PRINT:PRINT
220 PRINT"OUR GAME STARTS OFF AS:"
230 PRINT:PRINT"GGGGG";CHR$(95);"BBBBB"
240 PRINT:PRINT"TO WIN, YOU MUST END WITH:"
250 PRINT:PRINT"BBBBB";CHR$(95);"GGGGG"
260 PRINT:PRINT"NOTE THAT THE ";CHR$(95);" IS THE EMPTY SPACE.
270 PRINT:PRINT"WHAT IS YOUR MOVE (START,END)";
280 INPUT S,E
290 IF ABS(S-E)>2 THEN PRINT"SORRY, YOUR LEAP IS TOO SMALL":GOTO 270
300 IF A$(S)=" "THEN 320
310 IF A$(E) <> " " THEN 350 ELSE GOTO 370
320 PRINT:PRINT"HEY, YOU CANNOT START YOUR LEAP WITHOUT"
330 PRINT"A FROG, YOU HAVE GIVEN THE LOCATION OF THE"
340 PRINT"SPACE":GOTO 270
350 PRINT:PRINT"HEY, YOU MUST END YOUR LEAP ON A SPACE."
360 PRINT"YOU HAVE GIVEN ME THE LOCATION OF A FROG.":GOTO 270
370 A$(E)=A$(S):A$(S)=" "
380 D$=""
```

```
390 FOR I=1 TO 11
400 B#=A$(I)
410 IF B#=" " THEN B#=CHR$(95)
420 D#=D#+B#
430 NEXT
440 PRINT:PRINT"THE CURRENT PATTERN OF FROGS IS:"
450 PRINTD#
460 C=C+1
470 IF LEFT$(D#,5)="BBBBB" AND RIGHT$(D#,5)="GGGGG" THEN 490
480 GOTO 270
490 PRINT:PRINT"YOU HAVE DONE IT, IN ONLY";C;"MOVES"
500 PRINT:PRINT"DO YOU WANT TO TRY AGAIN";:INPUT I#
510 IF LEFT$(I#,1)="Y" THEN 140
520 END
```

COMPUTERIZED HANGMAN

This program was rewritten from the original program to include a graphics display of the gallows and a piece by piece assembly of a body as shown in Fig. 2-1. Also, 50 vocabulary words are included.

Pressing ENTER in response to "PICK A LETTER" will allow you to guess at the whole word. No penalty for a wrong guess. When you pick a wrong letter, it's recorded at the bottom of the display.

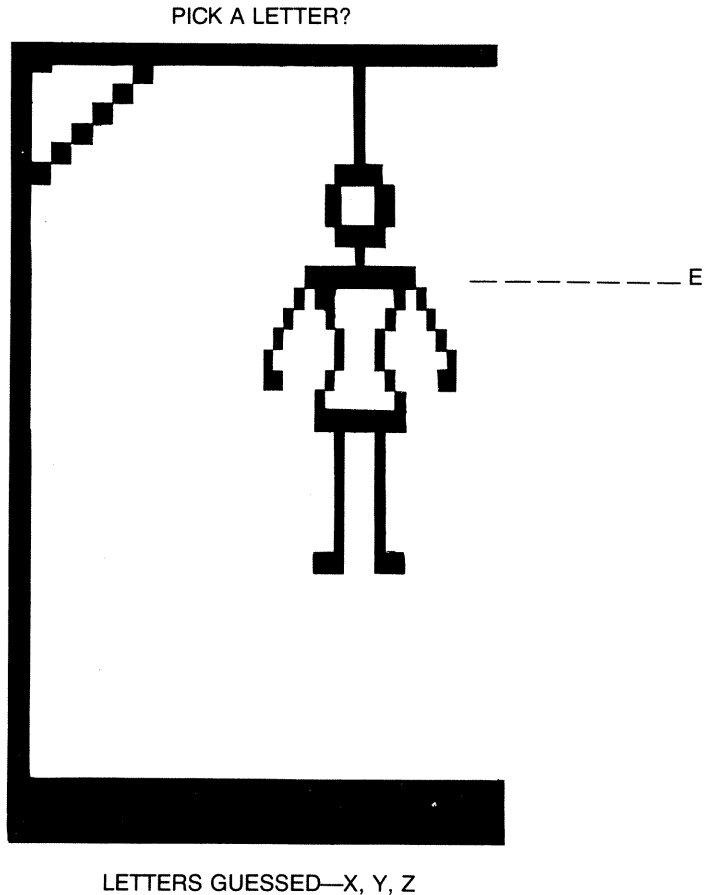


Fig. 2-1—As the Hangman game progresses, the body is assembled on the TRS-80 video display.

Program Listing

```
10 RANDOM
20 DIM W$(50),W(50)
30 DIM G$(20)
40 REM GET WORDS
50 FOR I=1 TO 50:READ W$(I):W(I)=0:NEXT
60 REM DRAW GALLOWS
70 CLS
80 FOR X=6 TO 53
90 SET(X,6):SET(X,42):SET(X,43):SET(X,44)
100 NEXT
110 FOR Y=7 TO 41
120 SET(6,Y):SET(7,Y)
130 NEXT
140 Y=12:FOR X=8 TO 18 STEP 2
150 SET(X,Y):SET(X+1,Y):Y=Y-1
160 NEXT
170 FOR Y=7 TO 11:SET(40,Y):NEXT
180 REM OK NOW PICK A WORD AT RANDOM
190 I=RND(50):IF W(I)>0 THEN 190
200 W(I)=1:P#=W$(I):P=LEN(P#):P1=0:Q=0
210 REM CLEAR OUT ALREADY GUESSED LETTERS
220 FOR J=1 TO 20:G$(J)="" :NEXT :G1=0
230 REM DRAW CHARACTER POSITIONS
240 FOR X=418 TO 418+2*(LEN(P#)-1) STEP 2
250 PRINT@X,CHR$(14);
260 NEXT
270 PRINT@980,"LETTERS GUESSED -";CHR$(15);:L=998
280 A$="" :PRINT@30,"PICK A LETTER":INPUT A$
290 IF LEN(A$)>1 THEN PRINT@30,"ONE LETTER AT A TIME, PLEASE":GOTO 340
300 IF A$="" THEN 360
310 PRINT@30,"WHAT IS YOUR GUESS":INPUT B$
320 IF B$=P# THEN 890
330 PRINT@94,"SORRY ! WRONG WORD";
340 FOR J=1 TO 1500:NEXT
350 PRINT@30,CHR$(30);:PRINT@94,CHR$(30);:PRINT@158,CHR$(30);:GOTO 280
360 G2=0
370 G2=G2+1:IF G2>G1 THEN 400
380 IF A$=G$(G2) THEN PRINT@94,"ALREADY USED":GOTO 340
390 GOTO 370
400 G$(G1)=A$:G1=G1+1
410 J=0
420 FOR I=1 TO P
430 IF A$ = MID$(P#,I,1) THEN PRINT@418+2*(I-1),A$;:J=J+1
440 NEXT
450 Q=Q+J:IF Q = P THEN 880
```

```

460 IF J<0 THEN 350
470 P1=P1+1
480 IF L=998 THEN PRINT@L,A#:L=999 ELSE PRINT@L," ",A#:L=L+3
490 ON P1 GOTO 500,550,670,710,750,790
500 PRINT@94,"OH! OH! THERE'S YOUR HEAD";
510 FOR X=38 TO 42:SET(X,12):SET(X,15):NEXT
520 SET(37,13):SET(38,13):SET(42,13):SET(43,13)
530 SET(37,14):SET(38,14):SET(42,14):SET(43,14)
540 GOTO 340
550 PRINT@94,"THERE'S YOUR BODY (HUMMM)";
560 PRINT@158,"PUTTING ON WEIGHT?";
570 SET(40,16)
580 FOR X=36 TO 44:SET(X,17):NEXT
590 SET(36,18):SET(44,18)
600 SET(37,19):SET(43,19)
610 SET(38,20):SET(42,20)
620 SET(38,21):SET(42,21)
630 SET(37,22):SET(43,22)
640 SET(36,23):SET(44,23)
650 FOR X=36 TO 44:SET(X,24):NEXT
660 GOTO 340
670 PRINT@94,"OOPS, THERE GOES THE RIGHT ARM";
680 X=35:FOR Y=17 TO 21:SET(X,Y):X=X-1:NEXT
690 SET(31,22):SET(32,22)
700 GOTO 340
710 PRINT@94,"NOW THE LEFT !!!";
720 X=45:FOR Y=17 TO 21:SET(X,Y):X=X+1:NEXT
730 SET(48,22):SET(49,22)
740 GOTO 340
750 PRINT@94,"YOU'RE IN TROUBLE NOW!";
760 FOR Y=25 TO 31:SET(38,Y):NEXT
770 SET(36,31):SET(37,31)
780 GOTO 340
790 PRINT@94,"GOOD-BYE, CRUEL WORLD!!!";
800 FOR Y=25 TO 31:SET(42,Y):NEXT
810 SET(42,31):SET(44,31)
820 PRINT@158,"THE WORD WAS ":P#:
830 FOR I=1 TO 2000:NEXT
840 CLS:PRINT:PRINT:PRINT"WANT TO TRY AGAIN (YES OR NO)";
850 INPUT C#:IF C#="YES" THEN 60
860 PRINT:PRINT"CHICKEN!":PRINT
870 END
880 FOR I=1 TO 1000:NEXT
890 CLS:PRINT:PRINT:IF P1<2 THEN PRINT"WAY TO GO! THAT WAS EXCELLENT!GOTO 920
900 IF P1<4 THEN PRINT"PRETTY GOOD! YOU'RE DOING WELL" GOTO 920
910 PRINT"THAT WAS CLOSE, BUT YOU GOT IT!"
920 PRINT:PRINT"WOULD YOU LIKE TO TRY YOUR LUCK AGAIN?";

```

930 GOTO 850
940 DATA THUMB
950 DATA MUSHROOM
960 DATA AMERICA
970 DATA COMPUTER
980 DATA TELEVISION
990 DATA ATLANTIC
1000 DATA GAMES
1010 DATA HOUSE
1020 DATA PACIFIC
1030 DATA BOTTOM
1040 DATA SEVERAL
1050 DATA ORANGE
1060 DATA CREAM
1070 DATA RECEIVER
1080 DATA INTEGRATED
1090 DATA PRETZEL
1100 DATA VITAMIN
1110 DATA CONTAINER
1120 DATA DEXTROSE
1130 DATA FAMILY
1140 DATA BASIC
1150 DATA FUNNY
1160 DATA EXTREMELY
1170 DATA EXECUTE
1180 DATA PURPLE
1190 DATA SANITY
1200 DATA WIDOW
1210 DATA TREMENDOUS
1220 DATA FANTASTIC
1230 DATA THOUSAND
1240 DATA WHEAT
1250 DATA GREASE
1260 DATA MEADOW
1270 DATA OSCILLATOR
1280 DATA CASSETTE
1290 DATA DICTATE
1300 DATA BLANKET
1310 DATA MARBLE
1320 DATA PAPER
1330 DATA TYPEWRITER
1340 DATA POSSIBLE
1350 DATA ATLAS
1360 DATA LINEAR
1370 DATA MICROWAVE
1380 DATA HANGMAN
1390 DATA BLINDFOLD
1400 DATA GALLOW
1410 DATA PLATFORM
1420 DATA FINANCIAL
1430 DATA SECTION

YOUR CHEATING COMPUTER

Program Listing

```
10 CLS:RANDOM
20 REM THIS PROGRAM "LEARNS" HOW TO CHEAT
30 REM TO USE IT JUST TYPE RUN
40 PRINT"THIS PROGRAM LETS YOU BE A DETECTIVE. IT PICKS A LETTER"
50 PRINT"SEQUENCE WHICH YOU MUST GUESS - ONE LETTER AT A TIME. "
60 PRINT:PRINT"TO MAKE THIS GAME VERY DIFFICULT, THE COMPUTER CHEATS"
70 PRINT"ON EACH LETTER, WITH THE CHEATING A FUNCTION OF HOW WELL"
80 PRINT"YOU DID ON THE PREVIOUS TRIES. OBVIOUSLY, THE FIRST TRY"
90 PRINT"WILL BE HONEST. "
100 READ A$
110 DATA ABCDEFGHIJKLMNOPQRSTUVWXYZ
120 DIM G$(10)
130 REM GET A SEQUENCE OF TEN RANDOM LETTERS
140 FOR I=1 TO 10
150 K=RND(26)
160 G$(I)=MID$(A$,K,1)
170 NEXT
180 REM SET UP COUNTER FOR LETTER IN PROGRESS
190 C1=0
200 REM SET UP COUNTER FOR ALL LETTERS
210 C2=0
220 REM SET UP POINTER TO LETTER IN QUESTION
230 L=1
240 REM SET UP PROBABILITY
250 P=1
260 PRINT:PRINT"THE SEQUENCE IS SET UP FOR YOU TRIAL. THE CHANCES"
270 PRINT"THAT I WON'T CHEAT ARE";P*100;"%"
280 PRINT:PRINT"WHAT IS YOUR GUESS";
290 C1=C1+1
300 C2=C2+1
310 INPUT T$
320 IF LEN(T$)>1 THEN 530
330 IF T$<>G$(L) THEN 450
340 CLS:PRINT:PRINT:PRINT"OKAY - YOU GOT THIS LETTER"
350 PRINT"THE SEQUENCE SO FAR IS ";
360 FOR I=1 TO L
370 PRINTG$(I);
380 NEXT
390 PRINT
400 P=P*(1/C1)/15
410 C1=0
```

```

420 L=L+1
430 IF L>10 THEN 600
440 GOTO 260
450 P1=RND(0)
460 IF P>P1 THEN 480
470 GOTO 580
480 IF T$>G$(L) THEN 510
490 PRINT"NOPE - YOU ARE TOO LOW"
500 GOTO 280
510 PRINT"NOPE - YOU ARE TOO HIGH"
520 GOTO 280
530 PRINT"ONE LETTER AT A TIME - TURKEY"
540 PRINT"THIS TRY MAKES FURTHER EFFORT WORSE. "
550 IF C1<2 THEN 280
560 C1=C1-1
570 GOTO 280
580 IF T$>G$(L) THEN 490
590 GOTO 510
600 IF C2>150 THEN 720
610 IF C2>100 THEN 700
620 IF C2>80 THEN 680
630 IF C2>60 THEN 660
640 PRINT"DA CHAMPION HAS STRUCK AGIN"
650 GOTO 740
660 PRINT"HEY BOSS - THIS GUY IS CHAMPIONSHIP MATERIAL"
670 GOTO 740
680 PRINT"PRACTICE MAKES PERFECT - KEEP GOING"
690 GOTO 740
700 PRINT"NOT BAD FOR A BEGINNER - BUT LOUSY IF YOU PLAYED BEFORE. "
710 GOTO 740
720 PRINT"HAVE YOU THOUGHT OF PLAYING A SIMPLER GAME - LIKE"
730 PRINT"FIND YOUR FINGER?"
740 PRINT
750 PRINT"NUMBER OF TRIES",C2
760 PRINT"PROBABILITY OF CHEATING ON ALL TRIES",P*100;"%"
770 PRINT:PRINT"THE TOTAL SEQUENCE IS ";
780 FOR I = 1 TO 10
790 PRINTG$(I);
800 NEXT
810 PRINT:PRINT:PRINT:PRINT"TRY AGAIN (YES/NO)";
820 INPUT T$
830 IF T$<>"YES" AND T$<>"NO" THEN 810
840 IF T$="YES" THEN 140
850 END

```

AUTO RALLYE

Program Listing

```
10 REM THE CAR RALLY
30 CLS:PRINT:PRINT:PRINT:PRINTTAB(15)"THE CAR RALLY"
40 PRINT:PRINT:PRINT"THIS IS THE SUPER CAR RALLY. THAT ALL DRIVERS IN"
50 PRINT"THE WORLD WAIT FOR. THE DRIVING IS TOUGH THIS YEAR."
60 PRINT"AND WE ALL WISH YOU 'GOOD LUCK'."
70 FOR I=1TO1500:NEXT
80 CLS:PRINT:PRINT:PRINTTAB(20)" CHOICE OF CARS":PRINT
90 PRINTTAB(20)"MINI (1)"
100 PRINTTAB(20)"LOTUS (2)"
110 PRINTTAB(20)"TRANS-AM (3)"
120 PRINTTAB(20)"FERRARI (4)"
200 PRINT:PRINT:PRINT"REMEMBER - THE BETTER THE CAR, THE MORE GAS IT USES."
210 PRINT:PRINT"ENTER YOUR CHOICE OF CAR (BY NUMBER):"
230 INPUT C1
240 IF C1>4 OR C1<1 THEN PRINT"INVALID CAR NUMBER, TRY AGAIN":GOTO230
300 CLS:PRINT:PRINT
310 IF N2=1 THEN 350
320 PRINT"NOW CHOOSE WHICH COURSE YOU WANT TO RACE ON. THE STRAIGHTEST"
330 PRINT"COURSE IS NUMBER 1 (BUT THIS HAS THE MOST HAZARDS). NUMBER 5"
340 PRINT"CONSISTS MOSTLY OF TURNS AND TWISTS.":PRINT
350 PRINT"WHICH COURSE DO YOU WANT (ENTER A NUMBER FROM 1 TO 5):"
360 INPUT C2
370 IF C2>5 OR C2<1 THEN PRINT"INVALID COURSE NUMBER, TRY AGAIN.":GOTO 360
420 CLS:PRINT:PRINT
430 IF N2=1 THEN 490
440 PRINT"YOU WILL NEED TO TRAVEL 5 MILES WITH .5 GALLONS OF GAS."
450 PRINT"YOUR STATUS WILL BE SHOWN AT 10 SECOND INTERVALS. AFTER"
460 PRINT"EACH STATUS CHECK, YOU WILL BE ASKED FOR A NEW RATE OF GAS."
470 PRINT"A RATE OF 10 IS HARD ACCELERATION, AND -10 IS HARD BRAKING."
480 PRINT"ANY NUMBER IN BETWEEN IS ALLOWABLE."
490 FOR I=1 TO C1:READ B,M,S:B=B/10:NEXT
530 A1=.5:M1=0:C1=C1/2:V=0:Z=0
570 PRINT
580 R1=0:T=0:D=0:O1=0
620 PRINT"PRESENT VELOCITY = ";TAB(35)V
630 PRINT"GALLONS OF FUEL REMAINING =";TAB(35)A1
640 PRINT"MILES TRAVELED =";TAB(35)M1
650 PRINT"TIME PASSED (SECONDS) =";TAB(35)T
660 PRINT:PRINT"WHAT IS YOU NEW RATE OF GAS":
670 INPUT G
680 IF G<-10 OR G>10 THEN PRINT"NOT VALID - TRY AGAIN":GOTO670
720 IF G<9 THEN 780
730 Z=Z+1
740 IF Z<=4 THEN 790
760 PRINT:PRINT"DUMMY !! YOU BLEW YOUR ENGINE !!"
```

```

770 GOTO 1270
780 Z=0
790 V=INT(B*G-M*V+V)
800 T=T+10
810 PRINT
820 PRINT"ROAD CONDITIONS - ";
830 IF V>0 THEN 850
840 V=0
850 M1=M1+V/460
860 IF G<0 THEN 890
870 A1=A1-(G*5)/5000
875 IF M1>=5 THEN 1460
880 IF A1<0 THEN 1380
890 IF R1=1 THEN 1050
900 IF Q1=1 THEN 980
910 Q=INT((C2+1)*RND(X))
920 R=INT((3.75-C2)*RND(X))
930 IF R>0 THEN 1290
940 IF Q>0 THEN 1340
950 PRINT"CLEAR AND STRAIGHT"
960 PRINT
970 GOTO 620
980 H=INT(15+35*RND(X))
990 H=H+5*Q1
1000 IF V>H THEN 1580
1010 PRINT"THROUGH CURVE"
1020 PRINT
1030 Q1=0
1040 GOTO 620
1050 E=E-(V-D)*3
1060 IF E<0 THEN 1100
1070 PRINT"VEHICLE ";E;" FEET AHEAD"
1080 PRINT
1090 GOTO 620
1100 IF V-D<5 THEN 1180
1110 PRINT"VEHICLE PASSED BY";
1120 D=V-D
1130 PRINTD;"MPH":PRINT
1160 R1=0
1170 GOTO 620
1180 PRINT"VEHICLE BEING PASSED"
1190 D=RND(40)+25:FOR I=1T0500:NEXTI
1200 PRINT:PRINT"GREYHOUND BUS IN THE OTHER LANE DOING";D;"MPH ! ! !"
1250 PRINT:PRINT"CRASH VELOCITY =";V+D;" ! ! !"
1260 FOR I=1T01500:NEXTI:CLS:PRINTCHR$(23):PRINT0530;"CRASH ! !!":FOR
I=1T01500:NEXT:CLS:PRINT:PRINT

```

```

1270 PRINT"WHAT TYPE OF FLOWERS DO YOU WISH, AT YOUR FUNERAL ??"
1280 GOTO 1560
1290 PRINT"VEHICLE AHEAD 1000 FEET"
1300 PRINT
1310 D=RND(35)*C1+25
1320 R1=1
1330 GOTO 620
1340 PRINT"WARNING: CURVE AHEAD"
1350 Q1=1
1360 PRINT:GOTO 620
1380 PRINT"EXCELLENT - BUT WAIT"
1390 PRINT:FOR I=1TO1000:NEXTI
1400 PRINT"TURKEY !! YOU RAN OUT OF GAS !!"
1410 GOTO 1550
1420 PRINT"DON'T KNOW HOW, BUT YOU MADE IT !!"
1430 PRINT
1440 R1=0
1450 GOTO 620
1460 PRINT"THE FINISH LINE !!"
1470 PRINT
1480 PRINT"YOU ARE LUCKY THIS YEAR !!"
1490 GOTO 1560
1500 PRINT"ARE TERRIBLE"
1510 H=H-5*C1
1520 PRINTH;"WAS THE SPEED THROUGH THE CURVE. "
1530 PRINTV;"WAS YOUR SPEED. BY THE WAY, "
1540 GOTO 1270
1550 PRINT"YOU LEAD FOOTED ###!##% (EXPLITIVE DELETED)"
1560 PRINT:PRINT"YOU WANT TO TRY AGAIN, RIGHT !!!!"
1570 PRINT"ENTER 'YES' OR 'NO'";
1580 INPUT A$
1590 IF A$="YES" THEN N2=1:GOTO 1640
1600 PRINT:PRINT"CHICKEN !!"
1610 END
1640 RESTORE
1650 GOTO 210
1660 DATA 45. 53.10
1670 DATA 60. 5.10
1680 DATA 70. 41.15
1690 DATA 80. 39.18

```

OTHER PROGRAMS

The following programs included in Section I will run on a TRS-80 with no modifications: *Guess*, *Math Whiz Kid Quiz*, *Comp-U-Story*.

To run the program *Guess Again*, change "SUBSTR" to "MOD\$" in lines: 400, 410, and 420.

Appendix A

BASIC Statements

BASIC (Beginners' All-purpose Symbolic Instruction Code) was invented and developed between 1963 and 1964 by John Kemeny and Thomas Kurtz of Dartmouth College. Since its first use in 1964, BASIC has steadily gained popularity as a high-level computer language which the user can easily master. The essential vocabulary is below:

Statement	Example	Definition
CHANGE	CHANGE N\$ TO N	assigns to the elements of N the ASCII numeric value of the string N\$
DATA	DATA 15, -8, 76,...	the DATA statement assigns appropriate values to the variables listed in the READ statement
DEF	DEF FNR (X, Y) = (X 2 + Y 8)	a single line function is defined by the DEF statement
DIM	DIM Z(3, 4)	dimensions the elements of X as a 3 by 4 matrix
END	END	ends program execution
FNEND	FNEND	a multiline DEF statement must end with a FNEND (function end) statement
FOR-TO	FOR X = 2 TO 66	defines the FOR, NEXT loop
GOTO	GOTO 100	transfers execution to line 100
GOSUB	GOSUB 100	transfers program control to a subroutine commencing at 100
IF-THEN	IF A = X THEN 100	transfers program execution to 100 if the relational test is true

INPUT	INPUT X, Y,...	assigns to the variable(s) the values presented by the user from a user defined device
LET	LET A = V	assigns the value of V to A
NEXT	NEXT X	returns control to the beginning of the FOR-TO loop
ON-GO TO	ON M GO TO 10, 20, 30	as M ranges in values from 1 up to 1st, 2nd,...line number is transferred control, as follows to GO TO statement
PRINT	PRINT "LESLIE"	prints the alphanumeric string within quotation marks
RANDOMIZE	RANDOMIZE	assures each call to the RND produces a different order of random numbers
READ	READ L, K,...	reads values from the DATA statement found in the same program
REM	REM AREA	remark is placed in the program to be used only during listing as a debugging aid
RESTORE	RESTORE	restores the data pointer
RETURN	RETURN	returns program execution to the next instruction following the subroutine call
RND	RND	produced a random number
STOP	STOP	stops program execution

Appendix B

Derived Functions

The following functions which are not typical of standard BASIC library functions may be easily implemented by the following formulae:

$$\text{ARC SIN}(X) = \text{ATN}(X/\text{SQR}(X*X + 1))$$

$$\text{ARC COS}(X) = \text{ATN}(X/\text{SQR}(X*X + 1)) + 1.5708$$

$$\text{ARC SEC}(X) = \text{ATN}(\text{SQR}(X*X - 1)) + (\text{SGN}(X) - 1)*1.5708$$

$$\text{ARC CSC}(X) = \text{ATN}(1/\text{SQR}(X*X - 1)) + (\text{SGN}(X) - 1)*1.5708$$

$$\text{ARC COT}(X) = -\text{ATN}(X) + 1.5708$$

$$\text{ARC SINH}(X) = \text{LOG}(X + \text{SQR}(X*X + 1))$$

$$\text{ARC COSH}(X) = \text{LOG}(X + \text{SQR}(X*X - 1))$$

$$\text{ARC TANH}(X) = \text{LOG}((1 + X)/(1 - X))/2$$

$$\text{ARC SECH}(X) = \text{LOG}((\text{SQR}(X*X + 1) + 1)/X)$$

$$\text{ARC CSCH}(X) = \text{LOG}((\text{SGN}(X)*\text{SQR}(X*X + 1) + 1)/X)$$

$$\text{ARC COTH}(X) = \text{LOG}(X + 1/(X - 1))/2$$

$$\text{COT}(X) = 1/\text{TAN}(X)$$

$$\text{CSC}(X) = 1/\text{SIN}(X)$$

$$\text{SEC}(X) = 1/\text{COS}(X)$$

$$\text{COSH}(X) = (\text{EXP}(X) + \text{EXP}(-X))/2$$

$$\text{COTH}(X) = \text{EXP}(-X)/(\text{EXP}(X) - \text{EXP}(-X))*2 + 1$$

$$\text{CSCH}(X) = 2/(\text{EXP}(X) - \text{EXP}(-X))$$

$$\text{SECH}(X) = 2/(\text{EXP}(X) + \text{EXP}(-X))$$

$$\text{SINH}(X) = (\text{EXP}(X) - \text{EXP}(-X))/2$$

$$\text{TANH}(X) = -\text{EXP}(-X)/(\text{EXP}(X) + \text{EXP}(-X))*2 + 1$$

DIAGNOSTICS (COMMON)

READ/RESUME, NO DATA: The user has not provided any DATA statements or data but has used either the READ or RESTORE statements.

FOR, NO NEXT: The user has constructed a FOR-TO loop but has not closed it with a NEXT statement.

UNDIMENSIONED: Variables that were being used as matrices were not dimensioned.

VECTOR + ARRAY: The same variable was used both as a vector and an array.

VALUE OUTSIDE RANGE: A value has exceeded the bounds for that particular function.

GOSUB NESTING: The user has used more levels of GOSUB nesting than the version of BASIC used allows.

RETURN: A RETURN statement was executed before a GOSUB statement.

DIVISION BY ZERO: Division by zero was tried.

INVALID EXPONENT: $A**B$, where $A < 0$ and $B < > \text{INT}(B)$.

LOG(-X): The log of a negative number was specified.

SQR(-X): The square root of a negative number was specified.

OUT OF DATA: The set of DATA elements has been exhausted and a READ statement is executed.

ILLEGAL CONSTANT: A string (numeric) data element is read into a numeric (string) variable.

FUNCTION PREVIOUSLY DEFINED: A user defined function (DEF statement) has been defined more than once in one program.

ARRAY PREVIOUSLY DIMENSIONED: An array or a matrix has been defined more than once in one program.

NO SUCH LINE#: A reference has been made to a nonexistent line number.

FOR NESTING (MAX = X): Where the user has exceeded the maximum of nesting (where X is the maximum for that particular version of BASIC).

NESTING SAME INDEX: Where a user has constructed a nested FOR loop with two or more of the FOR-TO statements using the same running variable (index variable).

WRONG NEXT: The matching NEXT statement must follow the corresponding FOR-TO statement.

ILLEGAL NESTING: FOR-TO loops may be nested, but they must not overlap.

OVERFLOW: A numeric constant exceeds the maximum single-precision floating-point value.

UNDERFLOW: A numeric constant is smaller than the minimum single-precision floating-point value.

MEMORY EXCEEDED: The generated object code exceeds the bounds permitted by the computer and/or the version of BASIC being used.

INCREASE PROGRAM SPEED

- 1) Use GOSUB sparingly.
- 2) Minimize GOTOs from one section to another section of the program.
- 3) Check if FOR-NEXT is faster than or slower than IF-THEN loops.
- 4) For simple integer multiplication such as $2*K, K+K$ will be faster.
- 5) Check whether simple code is faster than or slower than complex expressions.

SAVING SPACE

To conserve space and limit the size of programs the following hints may be implemented.

- A) Use multiple statements per line number, if the version of BASIC allows. There is an overhead of about 5 bytes associated with each line in a program.
- B) Use integer values whenever possible as opposed to real numbers.
- C) Delete all unnecessary spaces from program lines.

EXAMPLE:

```
10 PRINT K, J; L  
Could be entered as
```

```
10 PRINTK,J;L
```

- D) Use as few REM statements as possible.
- E) Use variables rather than constants, when the same constant is required more than a few times.
- F) A program that is one loop and is ended by either CTRL C or by running out of data usually does not require an END statement.
- G) Re-use variables over and over if possible.
- H) Use go-sub's instead of repeating lines of code.

SPEED

The following programs may be timed to give an indication of processing speed.

```
10  FOR I = 1 TO 1000
20  LET X = X+1
30  NEXT I
40  PRINT X
50  END
```

Instead of line 20 being `LET X = X+1`, the user may try `20 LET X = 10*X` or `20 LET X = X/10`. Multiplication and division are fairly complex software routines. Using the above two replacements will give a fair indication of this type of operation speed.

Appendix C

ASCII Code

Hex Code	Meaning	Comments
00	NUL	null
01	SOH	start of heading
02	STX	start text
03	ETX	end text
04	EOT	end of transmission
05	ENQ	enquiry
06	ACK	acknowledgement
07	BEL	bell
08	BS	back space
09	HT	horizontal tab
0A	LF	line feed
0B	VT	vertical tab
0C	FF	form feed
0D	CR	carriage return
0E	SO	shift out
0F	SI	shift in
10	DLE	data link escape
11	DC1	direct control 1
12	DC2	direct control 2
13	DC3	direct control 3
14	DC4	direct control 4
15	NAK	negative acknowledgement
16	SYN	synchronous idle
17	ETB	end of transmission block
18	CAN	cancel
19	EM	end of medium
1A	SUB	substitute
1B	ESC	escape
1C	FS	form separator
1D	GS	group separator
1E	RS	record separator
1F	US	unit separator
20	(special)	-
21	!	-
22	"	-

ASCII

Hex Code	Meaning	Comments
23	#	-
24	\$	-
25	%	-
26	&	-
27	'	-
28	(-
29)	-
2A	*	-
2B	+	-
2C	,	-
2D	.	-
2E	:	-
2F	/	-
30	0	-
31	1	-
32	2	-
33	3	-
34	4	-
35	5	-
36	6	-
37	7	-
38	8	-
39	9	-
3A	:	-
3B	;	-
3C	>	-
3D	=	-
3E	<	-
3F	?@	-
40	@	-
41	A	-
42	B	-
43	C	-
44	D	-
45	E	-
46	F	-
47	G	-
48	H	-
49	I	-
4A	J	-
4B	K	-
4C	L	-
4D	M	-
4E	N	-
4F	O	-
50	P	-
51	Q	-
52	R	-
53	S	-
54	T	-
55	U	-
56	V	-
57	W	-
58	X	-
59	Y	-
5A	Z	-
5B	[-
5C]	-

ASCII

Hex Code	Meaning	Comments
5D]	-
5E	.	-
5F		-
60	^	-
61	a	-
62	b	-
63	c	-
64	d	-
65	e	-
66	f	-
67	g	-
68	h	-
69	i	-
6A	j	-
6B	k	-
6C	l	-
6D	m	-
6E	n	-
6F	o	-
70	p	-
71	q	-
72	r	-
73	s	-
74	t	-
75	u	-
76	v	-
77	w	-
78	x	-
79	y	-
7A	z	-
7B	{	-
7C		-
7D	}	-
7E	~	-
7F	DEL	-

Appendix C

Hexadecimal-Decimal Integer Conversion

The following table provides for direct conversions between hexadecimal integers in the range 0–FFF and decimal integers in the range 0–4095. For conversion of larger integers, the table values may be added to the following figures:

Hexadecimal	Decimal	Hexadecimal	Decimal
01 000	4 096	20 000	131 072
02 000	8 192	30 000	196 608
03 000	12 288	40 000	262 144
04 000	16 384	50 000	327 680
05 000	20 480	60 000	393 216
06 000	24 576	70 000	458 752
07 000	28 672	80 000	524 288
08 000	32 768	90 000	589 824
09 000	36 864	A0 000	655 360
0A 000	40 960	B0 000	720 896
0B 000	45 056	C0 000	786 432
0C 000	49 152	D0 000	851 968
0D 000	53 248	E0 000	917 504
0E 000	57 344	F0 000	983 040
0F 000	61 440	100 000	1 048 576
10 000	65 536	200 000	2 097 152
11 000	69 632	300 000	3 145 728
12 000	73 728	400 000	4 194 304
13 000	77 824	500 000	5 242 880
14 000	81 920	600 000	6 291 456
15 000	86 016	700 000	7 340 032
16 000	90 112	800 000	8 388 608
17 000	94 208	900 000	9 437 184
18 000	98 304	A00 000	10 485 760
19 000	102 400	B00 000	11 534 336
1A 000	106 496	C00 000	12 582 912
1B 000	110 592	D00 000	13 631 488
1C 000	114 688	E00 000	14 680 064
1D 000	118 784	F00 000	15 728 640
1E 000	122 880	1 000 000	16 777 216
1F 000	126 976	2 000 000	-33 554 432

HEXADECIMAL-DECIMAL INTEGER CONVERSION (continued)

	0	1	2	3	4	5	6	7	8	9	A	B	C	D	E	F
000	0000	0001	0002	0003	0004	0005	0006	0007	0008	0009	0010	0011	0012	0013	0014	0015
010	0016	0017	0018	0019	0020	0021	0022	0023	0024	0025	0026	0027	0028	0029	0030	0031
020	0032	0033	0034	0035	0036	0037	0038	0039	0040	0041	0042	0043	0044	0045	0046	0047
030	0048	0049	0050	0051	0052	0053	0054	0055	0056	0057	0058	0059	0060	0061	0062	0063
040	0064	0065	0066	0067	0068	0069	0070	0071	0072	0073	0074	0075	0076	0077	0078	0079
050	0080	0081	0082	0083	0084	0085	0086	0087	0088	0089	0090	0091	0092	0093	0094	0095
060	0096	0097	0098	0099	0100	0101	0102	0103	0104	0105	0106	0107	0108	0109	0110	0111
070	0112	0113	0114	0115	0116	0117	0118	0119	0120	0121	0122	0123	0124	0125	0126	0127
080	0128	0129	0130	0131	0132	0133	0134	0135	0136	0137	0138	0139	0140	0141	0142	0143
090	0144	0145	0146	0147	0148	0149	0150	0151	0152	0153	0154	0155	0156	0157	0158	0159
0A0	0160	0161	0162	0163	0164	0165	0166	0167	0168	0169	0170	0171	0172	0173	0174	0175
0B0	0176	0177	0178	0179	0180	0181	0182	0183	0184	0185	0186	0187	0188	0189	0190	0191
0C0	0192	0193	0194	0195	0196	0197	0198	0199	0200	0201	0202	0203	0204	0205	0206	0207
0D0	0208	0209	0210	0211	0212	0213	0214	0215	0216	0217	0218	0219	0220	0221	0222	0223
0E0	0224	0225	0226	0227	0228	0229	0230	0231	0232	0233	0234	0235	0236	0237	0238	0239
0F0	0240	0241	0242	0243	0244	0245	0246	0247	0248	0249	0250	0251	0252	0253	0254	0255

	0	1	2	3	4	5	6	7	8	9	A	B	C	D	E	F
100	0256	0257	0258	0259	0260	0261	0262	0263	0264	0265	0266	0267	0268	0269	0270	0271
110	0272	0273	0274	0275	0276	0277	0278	0279	0280	0281	0282	0283	0284	0285	0286	0287
120	0288	0289	0290	0291	0292	0293	0294	0295	0296	0297	0298	0299	0300	0301	0302	0303
130	0304	0305	0306	0307	0308	0309	0310	0311	0312	0313	0314	0315	0316	0317	0318	0319
140	0320	0321	0322	0323	0324	0325	0326	0327	0328	0329	0330	0331	0332	0333	0334	0335
150	0336	0337	0338	0339	0340	0341	0342	0343	0344	0345	0346	0347	0348	0349	0350	0351
160	0352	0353	0354	0355	0356	0357	0358	0359	0360	0361	0362	0363	0364	0365	0366	0367
170	0368	0369	0370	0371	0372	0373	0374	0375	0376	0377	0378	0379	0380	0381	0382	0383
180	0384	0385	0386	0387	0388	0389	0390	0391	0392	0393	0394	0395	0396	0397	0398	0399
190	0400	0401	0402	0403	0404	0405	0406	0407	0408	0409	0410	0411	0412	0413	0414	0415
1A0	0416	0417	0418	0419	0420	0421	0422	0423	0424	0425	0426	0427	0428	0429	0430	0431
180	0432	0433	0434	0435	0436	0437	0438	0439	0440	0441	0442	0443	0444	0445	0446	0447
1C0	0448	0449	0450	0451	0452	0453	0454	0455	0456	0457	0458	0459	0460	0461	0462	0463
1D0	0464	0465	0466	0467	0468	0469	0470	0471	0472	0473	0474	0475	0476	0477	0478	0479
1E0	0480	0481	0482	0483	0484	0485	0486	0487	0488	0489	0490	0491	0492	0493	0494	0495
1F0	0496	0497	0498	0499	0500	0501	0502	0503	0504	0505	0506	0507	0508	0509	0510	0511
200	0512	0513	0514	0515	0516	0517	0518	0519	0520	0521	0522	0523	0524	0525	0526	0527
210	0528	0529	0530	0531	0532	0533	0534	0535	0536	0537	0538	0539	0540	0541	0542	0543
220	0544	0545	0546	0547	0548	0549	0550	0551	0552	0553	0554	0555	0556	0557	0558	0559
230	0560	0561	0562	0563	0564	0565	0566	0567	0568	0569	0570	0571	0572	0573	0574	0575
240	0576	0577	0578	0579	0580	0581	0582	0583	0584	0585	0586	0587	0588	0589	0590	0591
250	0592	0593	0594	0595	0596	0597	0598	0599	0600	0601	0602	0603	0604	0605	0606	0607
260	0608	0609	0610	0611	0612	0613	0614	0615	0616	0617	0618	0619	0620	0621	0622	0623
270	0624	0625	0626	0627	0628	0629	0630	0631	0632	0633	0634	0635	0636	0637	0638	0639

280	0640	0641	0642	0643	0644	0645	0646	0647	0648	0649	0650	0651	0652	0653	0654	0655
290	0656	0657	0658	0659	0660	0661	0662	0663	0664	0665	0666	0667	0668	0669	0670	0671
2A0	0672	0673	0674	0675	0676	0677	0678	0679	0680	0681	0682	0683	0684	0685	0686	0687
280	0688	0689	0690	0691	0692	0693	0694	0695	0696	0697	0698	0699	0700	0701	0702	0703
2C0	0704	0705	0706	0707	0708	0709	0710	0711	0712	0713	0714	0715	0716	0717	0718	0719
2D0	0720	0721	0722	0723	0724	0725	0726	0727	0728	0729	0730	0731	0732	0733	0734	0735
2E0	0736	0737	0738	0739	0740	0741	0742	0743	0744	0745	0746	0747	0748	0749	0750	0751
2F0	0752	0753	0754	0755	0756	0757	0758	0759	0760	0761	0762	0763	0764	0765	0766	0767
300	0768	0769	0770	0771	0772	0773	0774	0775	0776	0777	0778	0779	0780	0781	0782	0783
310	0784	0785	0786	0787	0788	0789	0790	0791	0792	0793	0794	0795	0796	0797	0798	0799
320	0800	0801	0802	0803	0804	0805	0806	0807	0808	0809	0810	0811	0812	0813	0814	0815
330	0816	0817	0818	0819	0820	0821	0822	0823	0824	0825	0826	0827	0828	0829	0830	0831
340	0832	0833	0834	0835	0836	0837	0838	0839	0840	0841	0842	0843	0844	0845	0846	0847
350	0848	0849	0850	0851	0852	0853	0854	0855	0856	0857	0858	0859	0860	0861	0862	0863
360	0864	0865	0866	0867	0868	0869	0870	0871	0872	0873	0874	0875	0876	0877	0878	0879
370	0880	0881	0882	0883	0884	0885	0886	0887	0888	0889	0890	0891	0892	0893	0894	0895
380	0896	0897	0898	0899	0900	0901	0902	0903	0904	0905	0906	0907	0908	0909	0910	0911
390	0912	0913	0914	0915	0916	0917	0918	0919	0920	0921	0922	0923	0924	0925	0926	0927
3A0	0928	0929	0930	0931	0932	0933	0934	0935	0936	0937	0938	0939	0940	0941	0942	0943
380	0944	0945	0946	0947	0948	0949	0950	0951	0952	0953	0954	0955	0956	0957	0958	0959
3C0	0960	0961	0962	0963	0964	0965	0966	0967	0968	0969	0970	0971	0972	0973	0974	0975
3D0	0976	0977	0978	0979	0980	0981	0982	0983	0984	0985	0986	0987	0988	0989	0990	0991
3E0	0992	0993	0994	0995	0996	0997	0998	0999	1000	1001	1002	1003	1004	1005	1006	1007
3F0	1008	1009	1010	1011	1012	1013	1014	1015	1016	1017	1018	1019	1020	1021	1022	1023

HEXADECIMAL-DECIMAL INTEGER CONVERSION (continued)

	0	1	2	3	4	5	6	7	8	9	A	B	C	D	E	F
400	1024	1025	1026	1027	1028	1029	1030	1031	1032	1033	1034	1035	1036	1037	1038	1039
410	1040	1041	1042	1043	1044	1045	1046	1047	1048	1049	1050	1051	1052	1053	1054	1055
420	1056	1057	1058	1059	1060	1061	1062	1063	1064	1065	1066	1067	1068	1069	1070	1071
430	1072	1073	1074	1075	1076	1077	1078	1079	1080	1081	1082	1083	1084	1085	1086	1087
440	1088	1089	1090	1091	1092	1093	1094	1095	1096	1097	1098	1099	1100	1101	1102	1103
450	1104	1105	1106	1107	1108	1109	1110	1111	1112	1113	1114	1115	1116	1117	1118	1119
460	1120	1121	1122	1123	1124	1125	1126	1127	1128	1129	1130	1131	1132	1133	1134	1135
470	1136	1137	1138	1139	1140	1141	1142	1143	1144	1145	1146	1147	1148	1149	1150	1151
480	1152	1153	1154	1155	1156	1157	1158	1159	1160	1161	1162	1163	1164	1165	1166	1167
490	1168	1169	1170	1171	1172	1173	1174	1175	1176	1177	1178	1179	1180	1191	1182	1183
4A0	1184	1185	1186	1187	1188	1189	1190	1191	1192	1193	1194	1195	1196	1197	1198	1199
4B0	1200	1201	1202	1203	1204	1205	1206	1207	1208	1209	1210	1211	1212	1213	1214	1215
4C0	1216	1217	1218	1219	1220	1221	1222	1223	1224	1225	1226	1227	1228	1229	1230	1231
4D0	1232	1233	1234	1235	1236	1237	1238	1239	1240	1241	1242	1243	1244	1245	1246	1247
4E0	1248	1249	1250	1251	1252	1253	1254	1255	1256	1257	1258	1259	1260	1261	1262	1263
4F0	1264	1265	1266	1267	1268	1269	1270	1271	1272	1273	1274	1275	1276	1277	1278	1279
500	1280	1281	1282	1283	1284	1285	1286	1287	1288	1289	1290	1291	1292	1293	1294	1295
510	1296	1297	1298	1299	1300	1301	1302	1303	1304	1305	1306	1307	1308	1309	1310	1311
520	1312	1313	1314	1315	1316	1317	1318	1319	1320	1321	1322	1323	1324	1325	1326	1327
530	1328	1329	1330	1331	1332	1333	1334	1335	1336	1337	1338	1339	1340	1341	1342	1343
540	1344	1345	1346	1347	1348	1349	1350	1351	1352	1353	1354	1355	1356	1357	1358	1359
550	1360	1361	1362	1363	1364	1365	1366	1367	1368	1369	1370	1371	1372	1373	1374	1375
560	1376	1377	1378	1379	1380	1381	1382	1383	1384	1385	1386	1387	1388	1389	1390	1391
570	1392	1393	1394	1395	1396	1397	1398	1399	1400	1401	1402	1403	1404	1405	1406	1407

580	1408	1409	1410	1411	1412	1413	1414	1415	1416	1417	1418	1419	1420	1421	1422	1423
590	1424	1425	1426	1427	1428	1429	1430	1431	1432	1433	1434	1435	1436	1437	1438	1439
5A0	1440	1441	1442	1443	1444	1445	1446	1447	1448	1449	1450	1451	1452	1453	1454	1455
580	1456	1457	1458	1459	1460	1461	1462	1463	1464	1465	1466	1467	1468	1469	1470	1471
5C0	1472	1473	1474	1475	1476	1477	1478	1479	1480	1481	1482	1483	1484	1485	1486	1487
5D0	1488	1489	1490	1491	1492	1493	1494	1495	1496	1497	1498	1499	1500	1501	1502	1503
5E0	1504	1505	1506	1507	1508	1509	1510	1511	1512	1513	1514	1515	1516	1517	1518	1519
5F0	1520	1521	1522	1523	1524	1525	1526	1527	1528	1529	1530	1531	1532	1533	1534	1535
600	1536	1537	1538	1539	1540	1541	1542	1543	1544	1545	1546	1547	1548	1549	1550	1551
610	1552	1553	1554	1555	1556	1557	1558	1559	1560	1561	1562	1563	1564	1565	1566	1567
620	1568	1569	1570	1571	1572	1573	1574	1575	1576	1577	1578	1579	1580	1581	1582	1583
630	1584	1585	1586	1587	1588	1589	1590	1591	1592	1593	1594	1595	1596	1597	1598	1599
640	1600	1601	1602	1603	1604	1605	1606	1607	1508	1609	1610	1611	1612	1613	1614	1615
650	1616	1617	1618	1619	1620	1621	1622	1623	1624	1625	1626	1627	1628	1629	1630	1631
660	1632	1633	1634	1635	1636	1637	1638	1639	1640	1641	1642	1643	1644	1645	1646	1647
670	1648	1649	1650	1651	1652	1653	1654	1655	1656	1657	1658	1659	1660	1661	1662	1663
680	1664	1665	1666	1667	1668	1669	1670	1671	1672	1673	1674	1675	1676	1677	1678	1679
690	1680	1681	1682	1683	1684	1685	1686	1687	1688	1689	1690	1691	1692	1693	1694	1695
6A0	1696	1697	1698	1699	1700	1701	1702	1703	1704	1705	1706	1707	1708	1709	1710	1711
680	1712	1713	1714	1715	1716	1717	1718	1719	1720	1721	1722	1723	1724	1725	1726	1727
6C0	1728	1729	1730	1731	1732	1733	1734	1735	1736	1737	1738	1739	1740	1741	1742	1743
6D0	1744	1745	1746	1747	1748	1749	1750	1751	1752	1753	1754	1755	1756	1757	1758	1759
6E0	1760	1761	1762	1763	1764	1765	1766	1767	1768	1769	1770	1771	1772	1773	1774	1775
6F0	1776	1777	1778	1779	1780	1781	1782	1783	1784	1785	1786	1787	1788	1789	1790	1791

HEXADECIMAL-DECIMAL INTEGER CONVERSION (continued)

	0	1	2	3	4	5	6	7	8	9	A	B	C	D	E	F
700	1792	1793	1794	1795	1796	1797	1798	1799	1800	1801	1802	1803	1804	1805	1806	1807
710	1808	1809	1810	1811	1812	1813	1814	1815	1816	1817	1818	1819	1820	1821	1822	1823
720	1824	1825	1826	1827	1828	1829	1830	1831	1832	1833	1834	1835	1836	1837	1838	1839
730	1840	1841	1842	1843	1844	1845	1846	1847	1848	1849	1850	1851	1852	1853	1854	1855
740	1856	1857	1858	1859	1860	1861	1862	1863	1864	1865	1866	1867	1868	1869	1870	1871
750	1872	1873	1874	1875	1876	1877	1878	1879	1880	1881	1882	1883	1884	1885	1886	1887
760	1888	1889	1890	1891	1892	1893	1894	1895	1896	1897	1898	1899	1900	1901	1902	1903
770	1904	1905	1906	1907	1908	1909	1910	1911	1912	1913	1914	1915	1916	1917	1918	1919
780	1920	1921	1922	1923	1924	1925	1926	1927	1928	1929	1930	1931	1932	1933	1934	1935
790	1936	1937	1938	1939	1940	1941	1942	1943	1944	1945	1946	1947	1948	1949	1950	1951
7A0	1952	1953	1954	1955	1956	1957	1958	1959	1960	1961	1962	1963	1964	1965	1966	1967
7B0	1968	1969	1970	1971	1972	1973	1974	1975	1976	1977	1978	1979	1980	1981	1982	1983
7C0	1984	1985	1986	1987	1988	1989	1990	1991	1992	1993	1994	1995	1996	1997	1998	1999
7D0	2000	2001	2002	2003	2004	2005	2006	2007	2008	2009	2010	2011	2012	2013	2014	2015
7E0	2016	2017	2018	2019	2020	2021	2022	2023	2024	2025	2026	2027	2028	2029	2030	2031
7F0	2032	2033	2034	2035	2036	2037	2038	2039	2040	2041	2042	2043	2044	2045	2046	2047
800	2048	2049	2050	2051	2052	2053	2054	2055	2056	2057	2058	2059	2060	2061	2062	2063
810	2064	2065	2066	2067	2068	2069	2070	2071	2072	2073	2074	2075	2076	2077	2078	2079
820	2080	2081	2082	2083	2084	2085	2086	2087	2088	2089	2090	2091	2092	2093	2094	2095
830	2096	2097	2098	2099	2100	2101	2102	2103	2104	2105	2106	2107	2108	2109	2110	2111
840	2112	2113	2114	2115	2116	2117	2118	2119	2120	2121	2122	2123	2124	2125	2126	2127
850	2128	2129	2130	2131	2132	2133	2134	2135	2136	2137	2138	2139	2140	2141	2142	2143
860	2144	2145	2146	2147	2148	2149	2150	2151	2152	2153	2154	2155	2156	2157	2158	2159
870	2160	2161	2162	2163	2164	2165	2166	2167	2168	2169	2170	2171	2172	2173	2174	2175

880	2176	2177	2178	2179	2180	2181	2182	2183	2184	2185	2186	2187	2188	2189	2190	2191
890	2192	2193	2194	2195	2196	2197	2198	2199	2200	2201	2202	2203	2204	2205	2206	2207
8A0	2208	2209	2210	2211	2212	2213	2214	2215	2216	2217	2218	2219	2220	2221	2222	2223
8B0	2224	2225	2226	2227	2228	2229	2230	2231	2232	2233	2234	2235	2236	2237	2238	2239
8C0	2240	2241	2242	2243	2244	2245	2246	2247	2248	2249	2250	2251	2252	2253	2254	2255
8D0	2256	2257	2258	2259	2260	2261	2262	2263	2264	2265	2266	2267	2268	2269	2270	2271
8E0	2272	2273	2274	2275	2276	2277	2278	2279	2280	2281	2282	2283	2284	2285	2286	2287
8F0	2288	2289	2290	2291	2292	2293	2294	2295	2296	2297	2298	2299	2300	2301	2302	2303
900	2304	2305	2306	2307	2308	2309	2310	2311	2312	2313	2314	2315	2316	2317	2318	2319
910	2320	2321	2322	2323	2324	2325	2326	2327	2328	2329	2330	2331	2332	2333	2334	2335
920	2336	2337	2338	2339	2340	2341	2342	2343	2344	2345	2346	2347	2348	2349	2350	2351
930	2352	2353	2354	2355	2356	2357	2358	2359	2360	2361	2362	2363	2364	2365	2366	2367
940	2368	2369	2370	2371	2372	2373	2374	2375	2376	2377	2378	2379	2380	2381	2382	2383
950	2384	2385	2386	2387	2388	2389	2390	2391	2392	2393	2394	2395	2396	2397	2398	2399
960	2400	2401	2402	2403	2404	2405	2406	2407	2408	2409	2410	2411	2412	2413	2414	2415
970	2416	2417	2418	2419	2420	2421	2422	2423	2424	2425	2426	2427	2428	2429	2430	2431
980	2432	2433	2434	2435	2436	2437	2438	2439	2440	2441	2442	2443	2444	2445	2446	2447
990	2448	2449	2450	2451	2452	2453	2454	2455	2456	2457	2458	2459	2460	2461	2462	2463
9A0	2464	2465	2466	2467	2468	2469	2470	2471	2472	2473	2474	2475	2476	2477	2478	2479
9B0	2480	2481	2482	2483	2484	2485	2486	2487	2488	2489	2490	2491	2492	2493	2494	2495
9C0	2496	2497	2498	2499	2500	2501	2502	2503	2504	2505	2506	2507	2508	2509	2510	2511
9D0	2512	2513	2514	2515	2516	2517	2518	2519	2520	2521	2522	2523	2524	2525	2526	2527
9E0	2528	2529	2530	2531	2532	2533	2534	2535	2536	2537	2538	2539	2540	2541	2542	2543
9F0	2544	2545	2546	2547	2548	2549	2550	2551	2552	2553	2554	2555	2556	2557	2558	2559

	0	1	2	3	4	5	6	7	8	9	A	B	C	D	E	F
A00	2560	2561	2562	2563	2564	2565	2566	2567	2568	2569	2570	2571	2572	2573	2574	2575
A10	2576	2577	2578	2579	2580	2581	2582	2583	2584	2585	2586	2587	2588	2589	2590	2591
A20	2592	2593	2594	2595	2596	2597	2598	2599	2600	2601	2602	2603	2604	2605	2606	2607
A30	2608	2609	2610	2611	2612	2613	2614	2615	2616	2617	2618	2619	2620	2621	2622	2623
A40	2624	2625	2626	2627	2628	2629	2630	2631	2632	2633	2634	2635	2636	2637	2638	2639
A50	2640	2641	2642	2643	2644	2645	2646	2647	2648	2649	2650	2651	2652	2653	2654	2655
A60	2656	2657	2658	2659	2660	2661	2662	2663	2664	2665	2666	2667	2668	2669	2670	2671
A70	2672	2673	2674	2675	2676	2677	2678	2679	2680	2681	2682	2683	2684	2685	2686	2687
A80	2688	2689	2690	2691	2692	2693	2694	2695	2696	2697	2698	2699	2700	2701	2702	2703
A90	2704	2705	2706	2707	2708	2709	2710	2711	2712	2713	2714	2715	2716	2717	2718	2719
AA0	2720	2721	2722	2723	2724	2725	2726	2727	2728	2729	2730	2731	2732	2733	2734	2735
AB0	2736	2737	2738	2739	2740	2741	2742	2743	2744	2745	2746	2747	2748	2749	2750	2751
AC0	2752	2753	2754	2755	2756	2757	2758	2759	2760	2761	2762	2763	2764	2765	2766	2767
AD0	2768	2769	2770	2771	2772	2773	2774	2775	2776	2777	2778	2779	2780	2781	2782	2783
AE0	2784	2785	2786	2787	2788	2789	2790	2791	2792	2793	2794	2795	2796	2797	2798	2799
AF0	2800	2801	2802	2803	2804	2805	2806	2807	2808	2809	2810	2811	2812	2813	2814	2815
B00	2816	2817	2818	2819	2820	2821	2822	2823	2824	2825	2826	2827	2828	2829	2830	2831
B10	2832	2833	2834	2835	2836	2837	2838	2839	2840	2841	2842	2843	2844	2845	2846	2847
B20	2848	2849	2850	2851	2852	2853	2854	2855	2856	2857	2858	2859	2860	2861	2862	2863
B30	2864	2865	2866	2867	2868	2869	2870	2871	2872	2873	2874	2875	2876	2877	2878	2879
B40	2880	2881	2882	2883	2884	2885	2886	2887	2888	2889	2890	2891	2892	2893	2894	2895
B50	2896	2897	2898	2899	2900	2901	2902	2903	2904	2905	2906	2907	2908	2909	2910	2911
B60	2912	2913	2914	2915	2916	2917	2918	2919	2920	2921	2922	2923	2924	2925	2926	2927
B70	2928	2929	2930	2931	2932	2933	2934	2935	2936	2937	2938	2939	2940	2941	2942	2943

B80	2944	2945	2946	2947	2948	2949	2950	2951	2952	2953	2954	2955	2956	2957	2958	2959
B90	2960	2961	2962	2963	2964	2965	2966	2967	2968	2969	2970	2971	2972	2973	2974	2975
BA0	2976	2977	2978	2979	2980	2981	2982	2983	2984	2985	2986	2987	2988	2989	2990	2991
BB0	2992	2993	2994	2995	2996	2997	2998	2999	3000	3001	3002	3003	3004	3005	3006	3007
BC0	3008	3009	3010	3011	3012	3013	3014	3015	3016	3017	3018	3019	3020	3021	3022	3023
BD0	3024	3025	3026	3027	3028	3029	3030	3031	3032	3033	3034	3035	3036	3037	3038	3039
BE0	3040	3041	3042	3043	3044	3045	3046	3047	3048	3049	3050	3051	3052	3053	3054	3055
BF0	3056	3057	3058	3059	3060	3061	3062	3063	3064	3065	3066	3067	3068	3069	3070	3071
C00	3072	3073	3074	3075	3076	3077	3078	3079	3080	3081	3082	3083	3084	3085	3086	3087
C10	3088	3089	3090	3091	3092	3093	3094	3095	3096	3097	3098	3099	3100	3101	3102	3103
C20	3104	3105	3106	3107	3108	3109	3110	3111	3112	3113	3114	3115	3116	3117	3118	3119
C30	3120	3121	3122	3123	3124	3125	3126	3127	3128	3129	3130	3131	3132	3133	3134	3135
C40	3136	3137	3138	3139	3140	3141	3142	3143	3144	3145	3146	3147	3148	3149	3150	3151
C50	3152	3153	3154	3155	3156	3157	3158	3159	3160	3161	3162	3163	3164	3165	3166	3167
C60	3168	3169	3170	3171	3172	3173	3174	3175	3176	3177	3178	3179	3180	3181	3182	3183
C70	3184	3185	3186	3187	3188	3189	3190	3191	3192	3193	3194	3195	3196	3197	3198	3199
C80	3200	3201	3202	3203	3204	3205	3206	3207	3208	3209	3210	3211	3212	3213	3214	3215
C90	3216	3217	3218	3219	3220	3221	3222	3223	3224	3225	3226	3227	3228	3229	3230	3231
CA0	3232	3233	3234	3235	3236	3237	3238	3239	3240	3241	3242	3243	3244	3245	3246	3247
C80	3248	3249	3250	3251	3252	3253	3254	3255	3256	3257	3258	3259	3260	3261	3262	3263
CC0	3264	3265	3266	3267	3268	3269	3270	3271	3272	3273	3274	3275	3276	3277	3278	3279
CD0	3280	3281	3282	3283	3284	3285	3286	3287	3288	3289	3290	3291	3292	3293	3294	3295
CE0	3296	3297	3298	3299	3300	3301	3302	3303	3304	3305	3306	3307	3308	3309	3310	3311
CF0	3312	3313	3314	3315	3316	3317	3318	3319	3320	3321	3322	3323	3324	3325	3326	3327

HEXADECIMAL-DECIMAL INTEGER CONVERSION (CONTINUED)

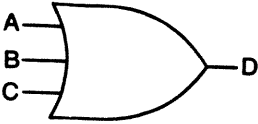
	0	1	2	3	4	5	6	7	8	9	A	B	C	D	E	F
D0C	3328	3329	3330	3331	3332	3333	3334	3335	3336	3337	3338	3339	3340	3341	3342	3343
D10	3344	3345	3346	3347	3348	3349	3350	3351	3352	3353	3354	3355	3356	3357	3358	3359
D20	3360	3361	3362	3363	3364	3365	3366	3367	3368	3369	3370	3371	3372	3373	3374	3375
D30	3376	3377	3378	3379	3380	3381	3382	3383	3384	3385	3386	3387	3388	3389	3390	3391
D40	3392	3393	3394	3395	3396	3397	3398	3399	3400	3401	3402	3403	3404	3405	3406	3407
D50	3408	3409	3410	3411	3412	3413	3414	3415	3416	3417	3418	3419	3420	3421	3422	3423
D60	3424	3425	3426	3427	3428	3429	3430	3431	3432	3433	3434	3435	3436	3437	3438	3439
D70	3440	3441	3442	3443	3444	3445	3446	3447	3448	3449	3450	3451	3452	3453	3454	3455
D80	3456	3457	3458	3459	3460	3461	3462	3463	3464	3465	3466	3467	3468	3469	3470	3471
D90	3472	3473	3474	3475	3476	3477	3478	3479	3480	3481	3482	3483	3484	3485	3486	3487
DA0	3488	3489	3490	3491	3492	3493	3494	3495	3496	3497	3498	3499	3500	3501	3502	3503
DB0	3504	3505	3506	3507	3508	3509	3510	3511	3512	3513	3514	3515	3516	3517	3518	3519
DC0	3520	3521	3522	3523	3524	3525	3526	3527	3528	3529	3530	3531	3532	3533	3534	3535
DD0	3536	3537	3538	3539	3540	3541	3542	3543	3544	3545	3546	3547	3548	3549	3550	3551
DE0	3552	3553	3554	3555	3556	3557	3558	3559	3560	3561	3562	3563	3564	3565	3566	3567
DF0	3568	3569	3570	3571	3572	3573	3574	3575	3576	3577	3578	3579	3580	3581	3582	3583
E00	3584	3585	3586	3587	3588	3589	3590	3591	3592	3593	3594	3595	3596	3597	3598	3599
E10	3600	3601	3602	3603	3604	3605	3606	3607	3608	3609	3610	3611	3612	3613	3614	3615
E20	3616	3617	3618	3619	3620	3621	3622	3623	3624	3625	3626	3627	3628	3629	3630	3631
E30	3632	3633	3634	3635	3636	3637	3638	3639	3640	3641	3642	3643	3644	3645	3646	3647
E40	3648	3649	3650	3651	3652	3653	3654	3655	3656	3657	3658	3659	3660	3661	3662	3663
E50	3664	3665	3666	3667	3668	3669	3670	3671	3672	3673	3674	3675	3676	3677	3678	3679
E60	3680	3681	3682	3683	3684	3685	3686	3687	3688	3689	3690	3691	3692	3693	3694	3695
E70	3696	3697	3698	3699	3700	3701	3702	3703	3704	3705	3706	3707	3708	3709	3710	3711

E80	3712	3713	3714	3715	3716	3717	3718	3719	3720	3721	3722	3723	3724	3725	3726	3727
E90	3728	3729	3730	3731	3732	3733	3734	3735	3736	3737	3738	3739	3740	3741	3742	3743
EA0	3744	3745	3746	3747	3748	3749	3750	3751	3752	3753	3754	3755	3756	3757	3758	3759
EB0	3760	3761	3762	3763	3764	3765	3766	3767	3768	3769	3770	3771	3772	3773	3774	3775
EC0	3776	3777	3778	3779	3780	3781	3782	3783	3784	3785	3786	3787	3788	3789	3790	3791
ED0	3792	3793	3794	3795	3796	3797	3798	3799	3800	3801	3802	3803	3804	3805	3806	3807
EE0	3808	3809	3810	3811	3812	3813	3814	3815	3816	3817	3818	3819	3820	3821	3822	3823
EF0	3824	3825	3826	3827	3828	3829	3830	3831	3832	3833	3834	3835	3836	3837	3838	3839
FF0	3840	3841	3842	3843	3844	3845	3846	3847	3848	3849	3850	3851	3852	3853	3854	3855
F10	3856	3857	3858	3859	3860	3861	3862	3863	3864	3865	3866	3867	3868	3869	3870	3871
F20	3872	3873	3874	3875	3876	3877	3878	3879	3880	3881	3882	3883	3884	3885	3886	3887
F30	3888	3889	3890	3891	3892	3893	3894	3895	3896	3897	3898	3899	3900	3901	3902	3903
F40	3904	3905	3906	3907	3908	3909	3910	3911	3912	3913	3914	3915	3916	3917	3918	3919
F50	3920	3921	3922	3923	3924	3925	3926	3927	3928	3929	3930	3931	3932	3933	3934	3935
F60	3936	3937	3938	3939	3940	3941	3942	3943	3944	3945	3946	3947	3948	3949	3950	3951
F70	3952	3953	3954	3955	3956	3957	3958	3959	3960	3961	3962	3963	3964	3965	3966	3967
F80	3968	3969	3970	3971	3972	3973	3974	3975	3976	3977	3978	3979	3980	3981	3982	3983
F90	3984	3985	3986	3987	3988	3989	3990	3991	3992	3993	3994	3995	3996	3997	3998	3999
FA0	4000	4001	4002	4003	4004	4005	4006	4007	4008	4009	4010	4011	4012	4013	4014	4015
FB0	4016	4017	4018	4019	4020	4021	4022	4023	4024	4025	4026	4027	4028	4029	4030	4031
FC0	4032	4033	4034	4035	4036	4037	4038	4039	4040	4041	4042	4043	4044	4045	4046	4047
FD0	4048	4049	4050	4051	4052	4053	4054	4055	4056	4057	4058	4059	4060	4061	4062	4063
FE0	4064	4065	4066	4067	4068	4069	4070	4071	4072	4073	4074	4075	4076	4077	4078	4079
FF0	4080	4081	4082	4083	4084	4085	4086	4087	4088	4089	4090	4091	4092	4093	4094	4095

Appendix E

Standard Logic Symbols

POSITIVE OR



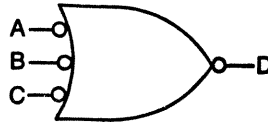
Boolean logic:

$$D = A + B + C$$

Truth table:

A	B	C	D
0	0	0	0
1	0	0	1
0	1	0	1
1	1	0	1
0	0	1	1
1	0	1	1
0	1	1	1
1	1	1	1

NEGATIVE OR



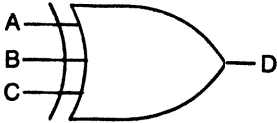
Boolean logic:

$$D = A + B + C$$

Truth table:

A	B	C	D
0	0	0	0
1	0	0	0
0	1	0	0
1	1	0	0
0	0	1	0
1	0	1	0
0	1	1	0
1	1	1	1

POSITIVE EXCLUSIVE OR



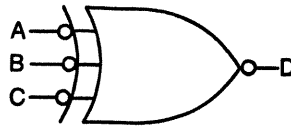
Boolean logic:

$$D = \bar{A}\bar{B}C + \bar{A}B\bar{C} + A\bar{B}\bar{C}$$

Truth table:

A	B	C	D
0	0	0	1
1	0	0	0
0	1	0	0
1	1	0	1
0	0	1	0
1	0	1	1
0	1	1	1
1	1	1	1

NEGATIVE EXCLUSIVE OR



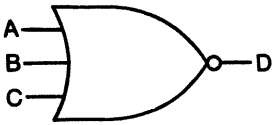
Boolean logic:

$$D = \bar{A}\bar{B}C + \bar{A}B\bar{C} + \bar{A}\bar{B}C$$

Truth table:

A	B	C	D
0	0	0	1
1	0	0	1
0	1	0	1
1	1	0	0
0	0	1	1
1	0	1	0
0	1	1	0
1	1	1	1

POSITIVE NOR



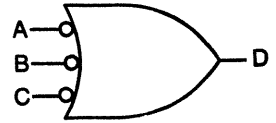
Boolean logic:

$$D = \overline{A + B + C}$$

Truth table:

A	B	C	D
0	0	0	1
1	0	0	0
0	1	0	0
1	1	0	0
0	0	1	0
1	0	1	0
0	1	1	0
1	1	1	0

NEGATIVE NOR



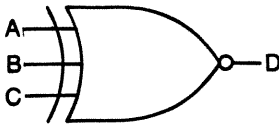
Boolean logic:

$$D = \overline{A + B + C}$$

Truth table:

A	B	C	D
0	0	0	1
1	0	0	1
0	1	0	1
1	1	0	1
0	0	1	1
1	0	1	1
0	1	1	1
1	1	1	0

POSITIVE EXCLUSIVE NOR



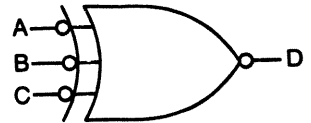
Boolean logic:

$$D = \overline{A} \overline{B} \overline{C} + \overline{A} B \overline{C} + \overline{A} B C + A \overline{B} \overline{C} + A \overline{B} C + A B \overline{C} + A B C$$

Truth table:

A	B	C	D
0	0	0	1
1	0	0	0
0	1	0	0
1	1	0	1
0	0	1	0
1	0	1	1
0	1	1	1
1	1	1	1

NEGATIVE EXCLUSIVE NOR



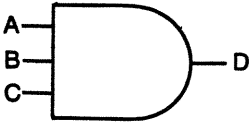
Boolean logic:

$$D = \overline{A} \overline{B} \overline{C} + \overline{A} B \overline{C} + \overline{A} B C + A \overline{B} \overline{C} + A \overline{B} C + A B \overline{C} + A B C$$

Truth table:

A	B	C	D
0	0	0	0
1	0	0	0
0	1	0	0
1	1	0	1
0	0	1	0
1	0	1	1
0	1	1	1
1	1	1	0

POSITIVE AND



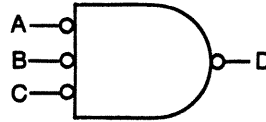
Boolean logic:

$$D = ABC$$

Truth table:

A	B	C	D
0	0	0	0
1	0	0	0
0	1	0	0
1	1	0	0
0	0	1	0
1	0	1	0
0	1	1	0
1	1	1	0

NEGATIVE AND



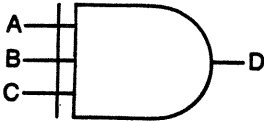
Boolean logic:

$$D = \overline{ABC}$$

Truth table:

A	B	C	D
0	0	0	0
1	0	0	1
0	1	0	1
1	1	0	1
0	0	1	1
1	0	1	1
0	1	1	1
1	1	1	1

POSITIVE INCLUSIVE AND



Boolean logic:

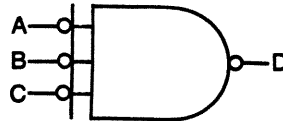
$$D = \overline{A}BC + A\overline{B}C + \overline{A}B\overline{C} + \overline{A}B\overline{C} + ABC$$

$$(ABC + \overline{A}B + \overline{A}\overline{C} + \overline{B}\overline{C})$$

Truth table:

A	B	C	D
0	0	0	1
1	0	0	1
0	1	0	1
1	1	0	0
0	0	1	1
1	0	1	0
0	1	1	0
1	1	1	1

NEGATIVE INCLUSIVE AND



Boolean logic:

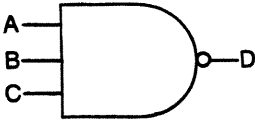
$$D = \overline{A}BC + A\overline{B}C + \overline{A}B\overline{C} + \overline{A}B\overline{C} + ABC$$

$$(ABC + \overline{A}B + \overline{A}\overline{C} + \overline{B}\overline{C})$$

Truth table:

A	B	C	D
0	0	0	0
1	0	0	1
0	1	0	1
1	1	0	0
0	0	1	1
1	0	1	0
0	1	1	0
1	1	1	0

POSITIVE NAND



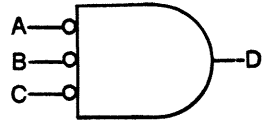
Boolean logic:

$$D = \overline{ABC}$$

Truth table:

A	B	C	D
0	0	0	1
1	0	0	1
0	1	0	1
1	1	0	1
0	0	1	0
1	0	1	1
0	1	1	1
1	1	1	0

NEGATIVE NAND



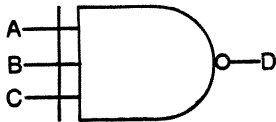
Boolean logic:

$$D = \overline{ABC}$$

Truth table:

A	B	C	D
0	0	0	1
1	0	0	0
0	1	0	0
1	1	0	0
0	0	1	0
1	0	1	0
0	1	1	0
1	1	1	0

POSITIVE INCLUSIVE NAND



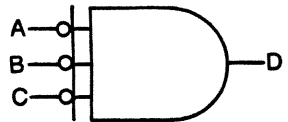
Boolean logic:

$$D = ABC\bar{C} + A\bar{B}C + \bar{A}BC$$

Truth table:

A	B	C	D
0	0	0	0
1	0	0	0
0	1	0	0
1	1	0	1
0	0	1	0
1	0	1	1
0	1	1	1
1	1	1	0

NEGATIVE INCLUSIVE NAND



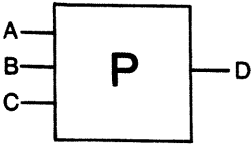
Boolean logic:

$$D = ABC\bar{C} + A\bar{B}C + \bar{A}BC$$

Truth table:

A	B	C	D
0	0	0	1
1	0	0	0
0	1	0	0
1	1	0	1
0	0	1	0
1	0	1	1
0	1	1	1
1	1	1	1

POSITIVE ODD PARITY



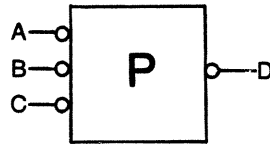
Boolean logic:

$$D = ABC + \bar{A}\bar{B}C + \bar{A}B\bar{C} + A\bar{B}\bar{C}$$

Truth table:

A	B	C	D
0	0	0	0
1	0	0	1
0	1	0	1
1	1	0	0
0	0	1	1
1	0	1	0
0	1	1	0
1	1	1	1

NEGATIVE ODD PARITY



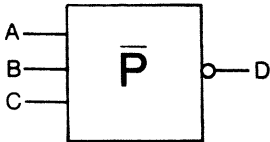
Boolean logic:

$$D = ABC + A\bar{B}\bar{C} + \bar{A}B\bar{C} + \bar{A}\bar{B}C$$

Truth table:

A	B	C	D
0	0	0	0
1	0	0	1
0	1	0	1
1	1	0	0
0	0	1	1
1	0	1	0
0	1	1	0
1	1	1	1

POSITIVE EVEN PARITY



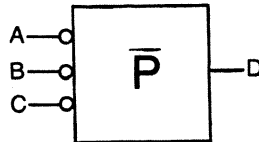
Boolean logic:

$$D = A\bar{B}\bar{C} + \bar{A}B\bar{C} + \bar{A}\bar{B}C + A\bar{B}C$$

Truth table:

A	B	C	D
0	0	0	1
1	0	0	0
0	1	0	0
1	1	0	1
0	0	1	0
1	0	1	1
0	1	1	1
1	1	1	0

NEGATIVE EVEN PARITY



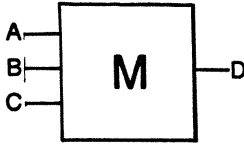
Boolean logic:

$$D = A\bar{B}\bar{C} + \bar{A}B\bar{C} + \bar{A}\bar{B}C + A\bar{B}C$$

Truth table:

A	B	C	D
0	0	0	1
1	0	0	0
0	1	0	0
1	1	0	1
0	0	1	0
1	0	1	1
0	1	1	1
1	1	1	0

POSITIVE MAJORITY



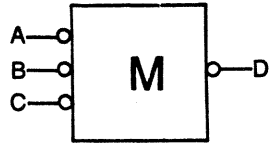
Boolean logic:

$$D = AB + AC + BC$$

Truth table:

A	B	C	D
0	0	0	0
1	0	0	0
0	1	0	0
1	1	0	1
0	0	1	0
1	0	1	1
0	1	1	1
1	1	1	1

NEGATIVE MINORITY



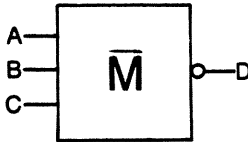
Boolean logic:

$$D = AB + AC + BC$$

Truth table:

A	B	C	D
0	0	0	0
1	0	0	0
0	1	0	0
1	1	0	1
0	0	1	0
1	0	1	1
0	1	1	1
1	1	1	1

POSITIVE NOT MAJORITY



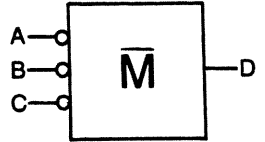
Boolean logic:

$$D = \overline{AB + AC + BC}$$

Truth table:

A	B	C	D
0	0	0	1
1	0	0	1
0	1	0	1
1	1	0	0
0	0	1	1
1	0	1	0
0	1	1	0
1	1	1	0

NEGATIVE NOT MINORITY



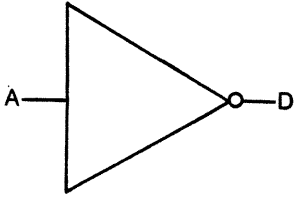
Boolean logic:

$$D = \overline{AB + AC + BC}$$

Truth table:

A	B	C	D
0	0	0	1
1	0	0	1
0	1	0	1
1	1	0	0
0	0	1	1
1	0	1	0
0	1	1	0
1	1	1	0

POSITIVE INVERTER



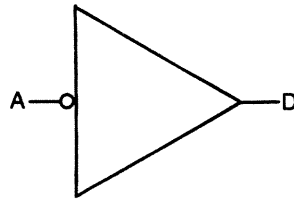
Boolean logic:

$$D = \bar{A}$$

Truth table:

A	D
0	1
1	0

NEGATIVE INVERTER



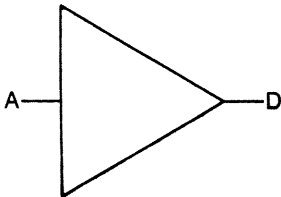
Boolean logic:

$$D = \bar{A}$$

Truth table:

A	D
0	1
1	0

POSITIVE BUFFER



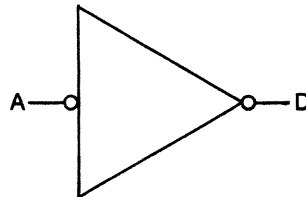
Boolean logic:

$$D = A$$

Truth table:

A	D
0	0
1	1

NEGATIVE BUFFER



Boolean logic:

$$D = A$$

Truth table:

A	D
0	0
1	1

Appendix F

Common Number Systems

Common Number Systems.

Decimal	Binary	BCD	Octal	Excess-3 BCD	Hexadecimal
0	00000	0000	0	0011	0
1	00001	0001	1	0100	1
2	00010	0010	2	0101	2
3	00011	0011	3	0110	3
4	00100	0100	4	0111	4
5	00101	0101	5	1000	5
6	00110	0110	6	1001	6
7	00111	0111	7	1010	7
8	01000	1000	10	1011	8
9	01001	1001	11	1100	9
10	01010	0001 0000	12	0001 0011	A
11	01011	0001 0001	13	0001 0100	B
12	01100	0001 0010	14	0001 0101	C
13	01101	0001 0011	15	0001 0110	D
14	01110	0001 0100	16	0001 0111	E
15	01111	0001 0101	17	0001 1000	F
16	10000	0001 0110	20	0001 1100	10

Index

A		L	
Art Graphics	172	Leap Frog	129, 209†
ASCII Code	227	Love That Printer Graphics	178
Auto Rallye	154, 217†		
B		M	
BASIC Statements	221	Math Whiz Kid Quiz	109
Biorhythm	77, 206†	Mouse Hunt	44, 194†
Bomb Disposal Squad	69, 204†		
C		P	
Capture the Alien	50, 196†	Plot Your 4 Equations	92
Common Number Systems	249	Plot Your 10 Equations	97
Comp-U-Story	150	Polar Graphic Subroutine	102
Computer Craps	165		
Computerized Hangman	135, 211†	S	
D		Ship in the Water	118
Decisions! Decisions!	159	Sink the Bismark	29, 191†
Derived Functions	223	Standard Logic Symbols	242
G		Star Warp	56, 198†
Guess	82	Sub Hunt	17, 188†
Guess Again	86	W	
H		Wumpus	11, 183†
Hexadecimal-Decimal		Y	
Integer Conversion	230	Your Cheating Computer	142, 215†

Note: A † by a page number indicates an adaptation for TRS-80/PET®.

A Note to the Reader

As a convenience, we are making 12 of the computer game programs in this book available on a single cassette tape suitable for use with the Radio Shack TRS-80 microcomputer. The tape includes everything required to play the 12 games in TRS-80 Level II BASIC.

The tape is perfect for loading into the computer from any cassette tape player via the CLOAD command used in the TRS-80, and it serves as a convenient and permanent storage medium for the games.

One TAB TAPE contains all 12 of the game programs written for the TRS-80, and is priced at only \$9.95, postpaid. (Two tapes ordered at one time cost only \$18.95.) To order, simply send your remittance and order to TAB BOOKS, Blue Ridge Summit, PA 17214.

24 TESTED, READY-TO-RUN GAME PROGRAMS IN BASIC BY KEN TRACTON

- STAR WARP
- BOMB DISPOSAL SQUAD
- SINK THE BISMARK!
- SUB HUNT
- WUMPUS (MAZE & TUNNELS)
- CAPTURE THE ALIEN
- COMPUTER CRAPS
- BIORYTHM
- LOVE THAT PRINTER GRAPHICS
- YOUR CHEATING COMPUTER
- GUESS
- LEAP FROG (CHECKERS)
- AUTO RALLYE
- COMPUTERIZED HANGMAN
- COMP-U-STORY
- MATH WHIZ KID QUIZ
- ART GRAPHICS
- DECISIONS! DECISIONS!
- SHIP IN THE WATER
- GUESS AGAIN! or SON OF A GUESS!
- POLAR GRAPHIC SUBROUTINE
- PLOT YOUR 4 EQUATIONS
- PLOT YOUR 10 EQUATIONS
- MOUSE HUNT

Here is a unique collection of challenging and enjoyable games which can be played on microcomputers as well as on larger machines. All the items listed at left are included; they're designed to improve your reaction, calculation ability, logical reasoning, the use of mathematical ideas, and for just plain fun!

Each game is written in BASIC and is accompanied by a detailed description and a complete flow chart to make it easy for even a beginner to run it.

Ken Tracton is the author of several previous TAB computer games books as well as others on electronic circuitry.

OTHER POPULAR TAB BOOKS OF INTEREST

Illustrated Dictionary of Microcomputer Terminology

(No. 1088—\$7.95 paper; \$12.95 hard)

The Complete Handbook of Robotics

(No. 1071—\$7.95 paper; \$12.95 hard)

How to Build Your Own Working 16-Bit Microcomputer

(No. 1099—\$3.95 paper)

How to Design & Build Your Own Custom TV Games

(No. 1101—\$9.95 paper; \$14.95 hard)

Programs in BASIC for Electronic Engineers, Technicians, & Experimenters

(No. 1095—\$4.95 paper; \$7.95 hard)

57 Practical Programs & Games in BASIC

(No. 1000—\$7.95 paper; \$10.95 hard)

The BASIC Cookbook

(No. 1055—\$4.95 paper; \$7.95 hard)

A Beginner's Guide to Computers & Microprocessors-with projects

(No. 1015—\$6.95 paper; \$9.95 hard)

Programming Microprocessors

(No. 985—\$6.95 paper; \$9.95 hard)

Microprocessor Programming for Computer Hobbyists

(No. 952—\$8.95 paper; \$12.95 hard)

Computer Programming Handbook

(No. 752—\$9.95 paper; \$12.95 hard)

TAB BOOKS

ALSO PUBLISHERS OF MODERN AUTOMOTIVE SERIES & MODERN AIRCRAFT SERIES
BLUE RIDGE SUMMIT, PA. 17214

Send for FREE TAB Catalog describing over 600 current titles in print.

ISBN 0-8306-1085-5

Prices higher in Canada